



US00D540386S

(12) **United States Design Patent**
Qiu

(10) **Patent No.:** **US D540,386 S**

(45) **Date of Patent:** **** Apr. 10, 2007**

- (54) **PEN**
- (75) Inventor: **Zhiming Qiu**, Ningbo (CN)
- (73) Assignee: **Beifa Group Co., Ltd.**, Ningbo (CN)
- (**) Term: **14 Years**
- (21) Appl. No.: **29/229,222**
- (22) Filed: **May 3, 2005**
- (51) **LOC (8) Cl.** **19-06**
- (52) **U.S. Cl.** **D19/51**
- (58) **Field of Classification Search** D19/36,
D19/37, 41-51, 54-57; 24/11 R, 11 F, 11 P;
401/52, 99, 100, 104, 105, 106, 107, 108,
401/109, 192, 195, 243-247
See application file for complete search history.

D463,822 S	10/2002	Keda	
D464,083 S	10/2002	Yoon	
D465,238 S	11/2002	Qiu	
D468,771 S	1/2003	Holland et al.	
D472,578 S	4/2003	Plantz et al.	
D474,809 S	5/2003	Willat et al.	
D478,125 S	8/2003	Chen	
D480,756 S	10/2003	Hwang	
D487,773 S	3/2004	Keda	
D489,408 S	5/2004	Qiu	
D490,108 S	5/2004	Moon	
D492,348 S	6/2004	Qiu	
D492,349 S	6/2004	Qiu	
D492,723 S	7/2004	Chiang	
D497,643 S	10/2004	Nishida	
D499,139 S	11/2004	Oka	
D500,519 S	* 1/2005	Keda D19/50
D506,506 S	* 6/2005	Qiu D19/50

* cited by examiner

Primary Examiner—Elizabeth Albert
(74) *Attorney, Agent, or Firm*—Christensen O'Connor Johnson Kindness PLLC

(56) **References Cited**
U.S. PATENT DOCUMENTS

D258,219 S	2/1981	Oka	
D289,304 S	4/1987	Giugiaro	
D397,723 S	* 9/1998	Izushima D19/49
D402,693 S	12/1998	Sunaga	
D410,030 S	5/1999	Sunaga	
D417,891 S	12/1999	Izushima	
D418,871 S	1/2000	Keda	
D436,375 S	1/2001	Rosenbaum	
D436,996 S	1/2001	Izushima	
D437,352 S	* 2/2001	Matsuzaki et al. D19/51
D441,015 S	4/2001	Izushima	
D441,017 S	4/2001	Gault et al.	
6,273,626 B1	8/2001	Yazawa	
D448,805 S	10/2001	Willat et al.	
D452,274 S	12/2001	Keda	
D453,187 S	1/2002	Keda	
D457,917 S	5/2002	Traut et al.	
D460,112 S	7/2002	Keda	
D463,491 S	9/2002	Hwang	

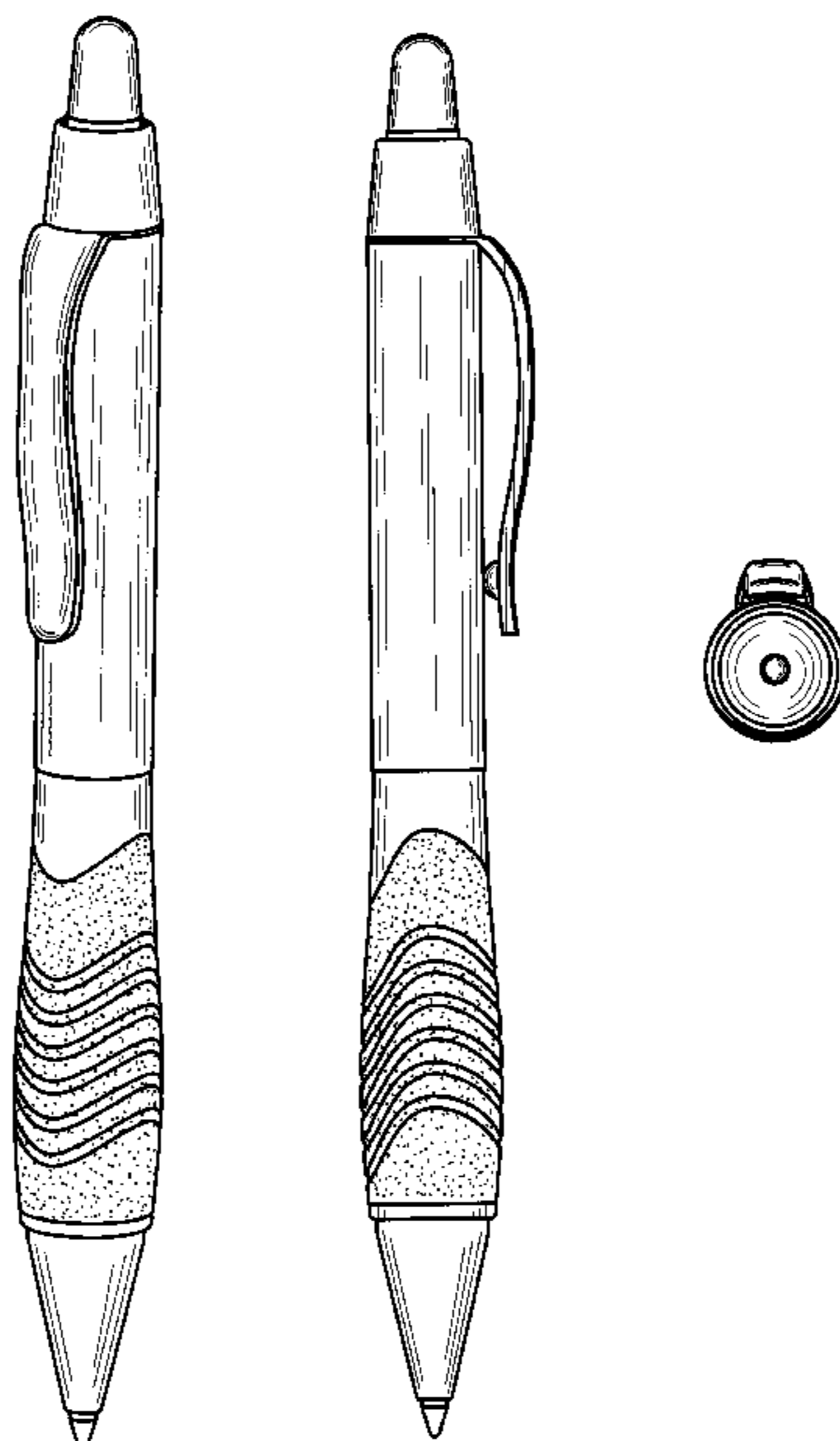
(57) **CLAIM**

The ornamental design for a pen, as shown and described.

DESCRIPTION

FIG. 1 is a front right perspective view of a pen showing my new design;
FIG. 2 is a rear right perspective view thereof;
FIG. 3 is a left side elevational view thereof;
FIG. 4 is a bottom plan view thereof;
FIG. 5 is a front elevational view thereof;
FIG. 6 is a right side elevational view thereof;
FIG. 7 is a top plan view thereof; and,
FIG. 8 is a rear elevational view thereof.
The stippled shading represents a texture on the surface of the pen.

1 Claim, 3 Drawing Sheets



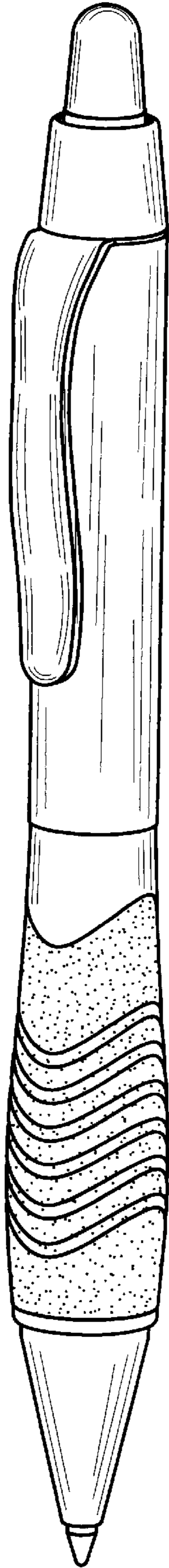


Fig. 1.

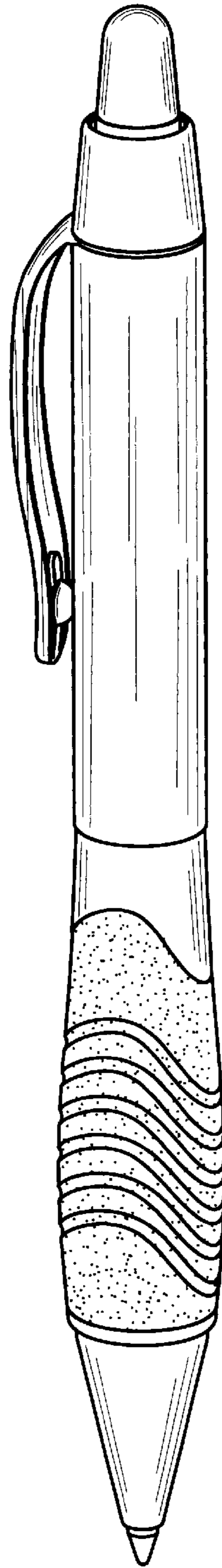


Fig. 2.

Fig. 3.



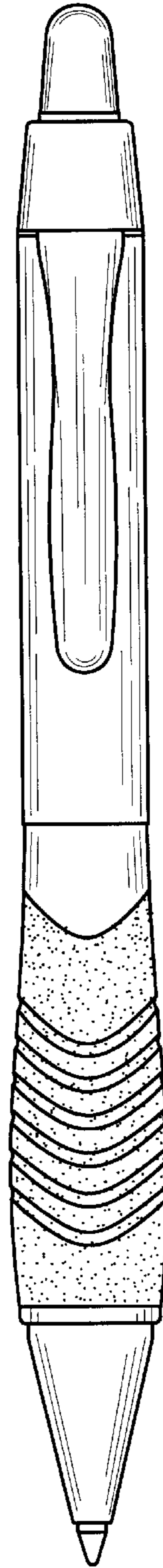


Fig. 4.

Fig. 5.



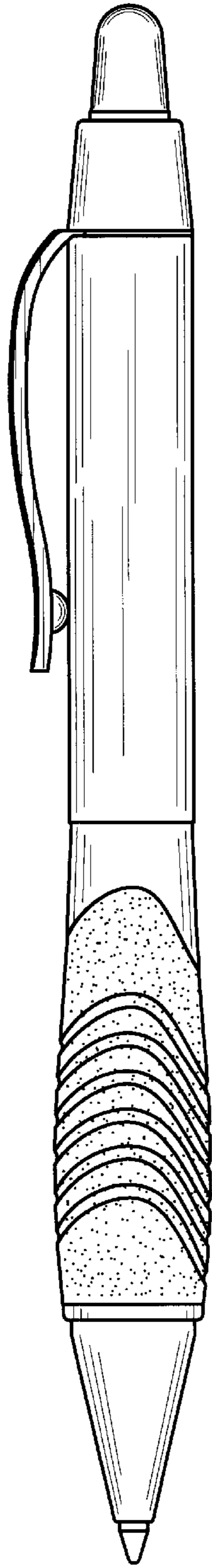


Fig. 6.

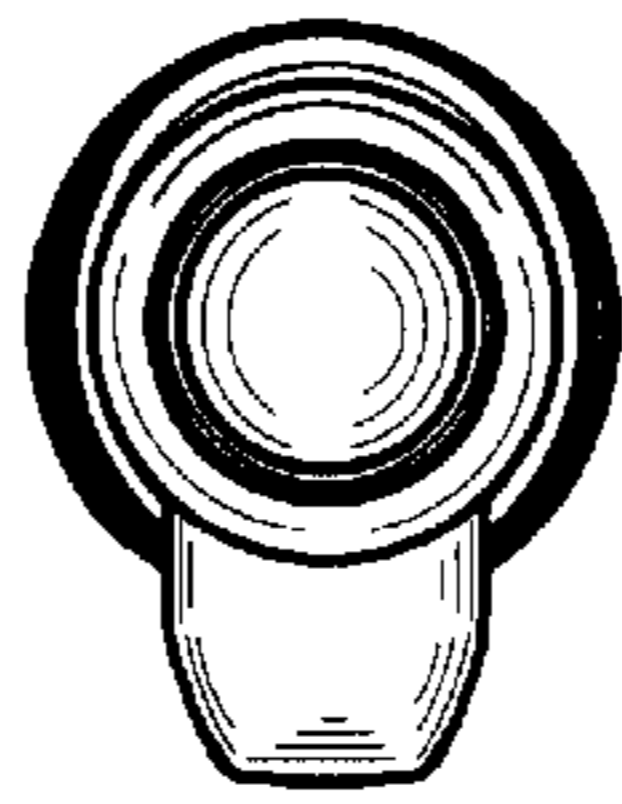


Fig. 7.

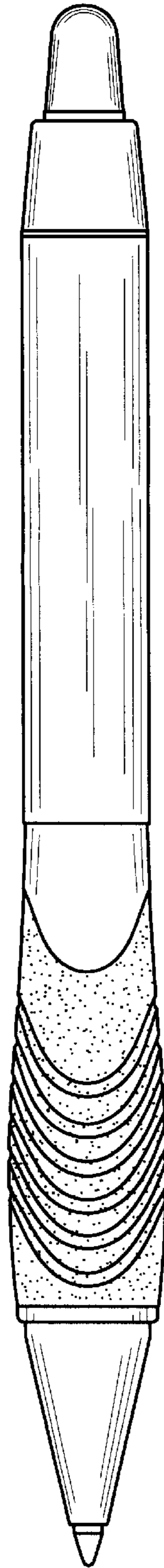


Fig. 8.