



US00D540381S

(12) **United States Design Patent**
Qiu

(10) **Patent No.:** **US D540,381 S**

(45) **Date of Patent:** **** Apr. 10, 2007**

(54) **HIGHLIGHTER**

(75) Inventor: **Zhiming Qiu**, Ningbo (CN)

(73) Assignee: **Beifa Group Co., Ltd.**, Ningbo (CN)

(**) Term: **14 Years**

(21) Appl. No.: **29/229,223**

(22) Filed: **May 3, 2005**

(51) **LOC (8) Cl.** **19-06**

(52) **U.S. Cl.** **D19/43**

(58) **Field of Classification Search** D19/36,
D19/37, 41-51, 54-57; 24/11 R, 11 F, 11 P;
401/52, 99, 100, 104, 105, 106, 107, 108,
401/109, 192, 195, 243-247

See application file for complete search history.

(56) **References Cited**

U.S. PATENT DOCUMENTS

| | | | | | |
|------------|---|---------|----------------|-------|--------|
| D345,759 S | * | 4/1994 | Poisson | | D19/57 |
| D388,119 S | | 12/1997 | Kuramoto | | |
| D445,131 S | * | 7/2001 | Keda | | D19/51 |
| D454,366 S | | 3/2002 | Qiu | | |
| D454,587 S | | 3/2002 | Qiu | | |
| D456,040 S | * | 4/2002 | Moon | | D19/43 |
| D456,041 S | * | 4/2002 | Cooper et al. | | D19/43 |
| D480,422 S | * | 10/2003 | Belmondo | | D19/43 |
| D484,186 S | * | 12/2003 | Monti | | D19/43 |
| D489,087 S | * | 4/2004 | Kent | | D19/43 |
| D497,949 S | | 11/2004 | Furlong et al. | | |

D508,079 S * 8/2005 Qiu D19/43

* cited by examiner

Primary Examiner—Elizabeth A. Albert

(74) *Attorney, Agent, or Firm*—Christensen O'Connor Johnson Kindness PLLC

(57) **CLAIM**

The ornamental design for a highlighter, as shown and described.

DESCRIPTION

FIG. 1 is a front left perspective view of a highlighter showing my new design;

FIG. 2 is a front right perspective view of the highlighter shown in FIG. 1 with the highlighter cap removed and placed on the opposite end of the highlighter;

FIG. 3 is a left side elevational view of the highlighter shown in FIG. 1;

FIG. 4 is a front elevational view thereof;

FIG. 5 is a right side elevational view thereof;

FIG. 6 is a rear elevational view thereof;

FIG. 7 is a top plan view thereof;

FIG. 8 is a bottom plan view thereof; and,

FIG. 9 is an exploded right side elevational view of the highlighter shown in FIG. 1 with the highlighter cap removed and shown adjacent to the opposite end of the highlighter.

The stippled shading represents a texture on the surface of the highlighter.

1 Claim, 4 Drawing Sheets

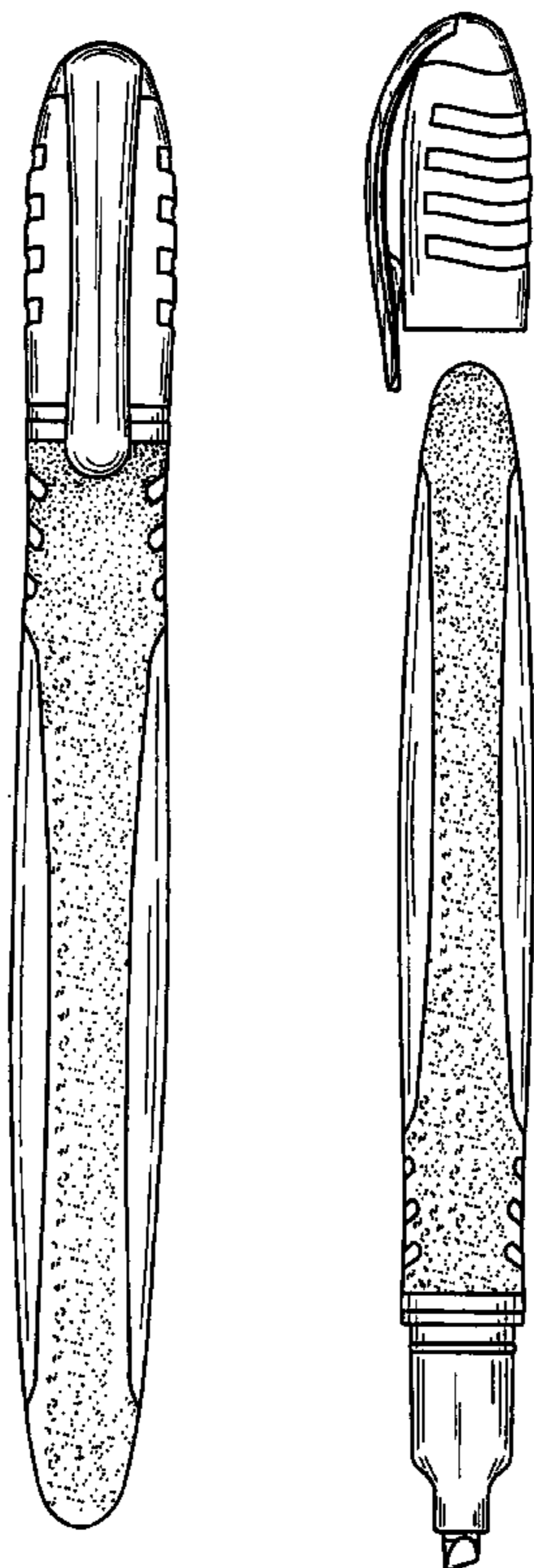


Fig. 1.

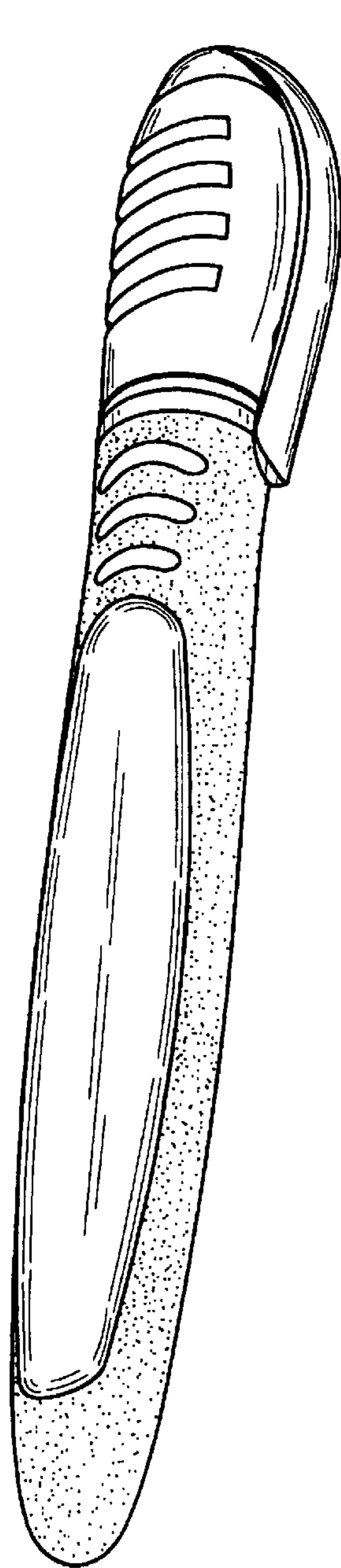


Fig. 2.

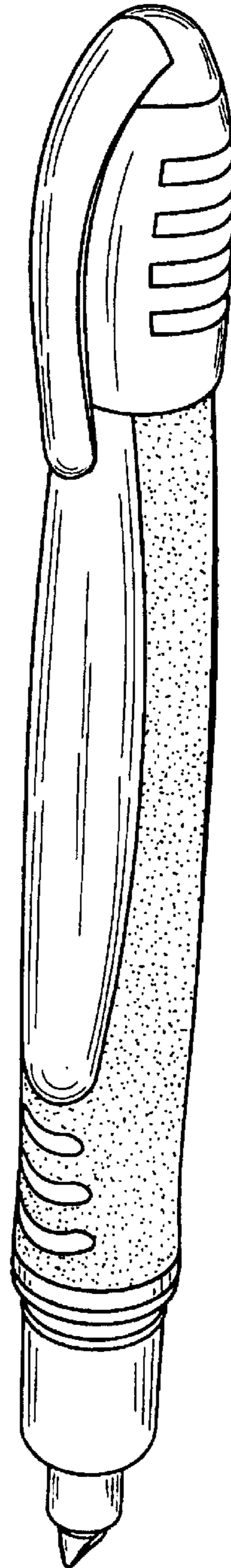


Fig.3.

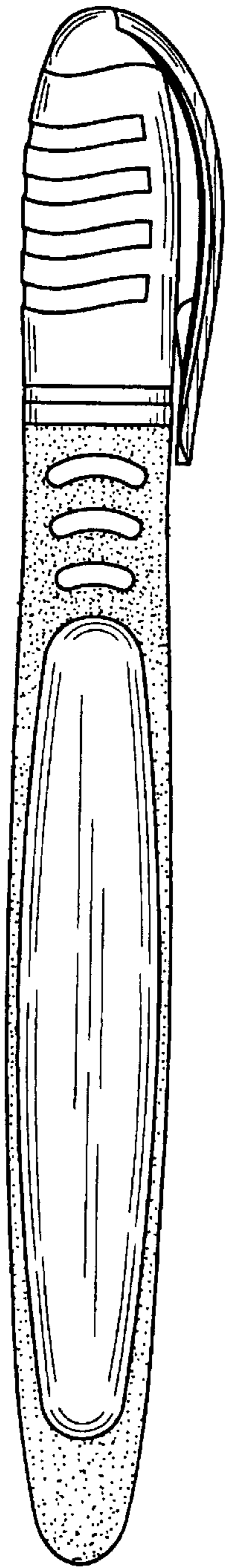
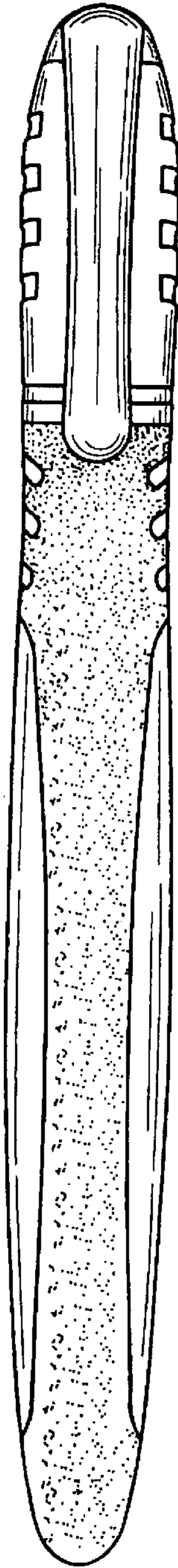


Fig.4.



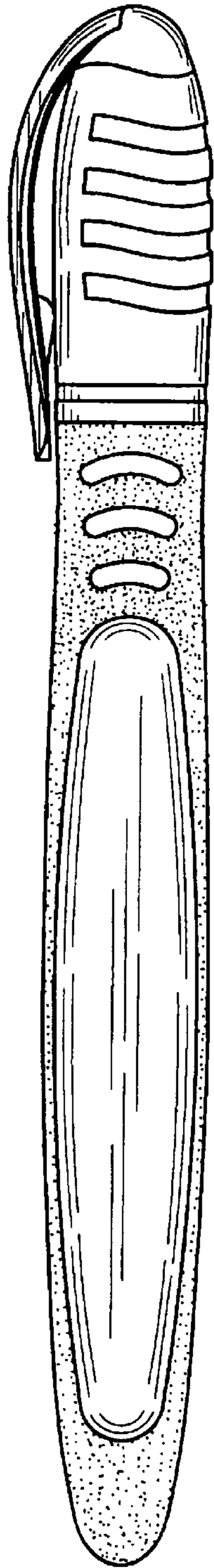


Fig. 5.




Fig. 6.




Fig. 7.

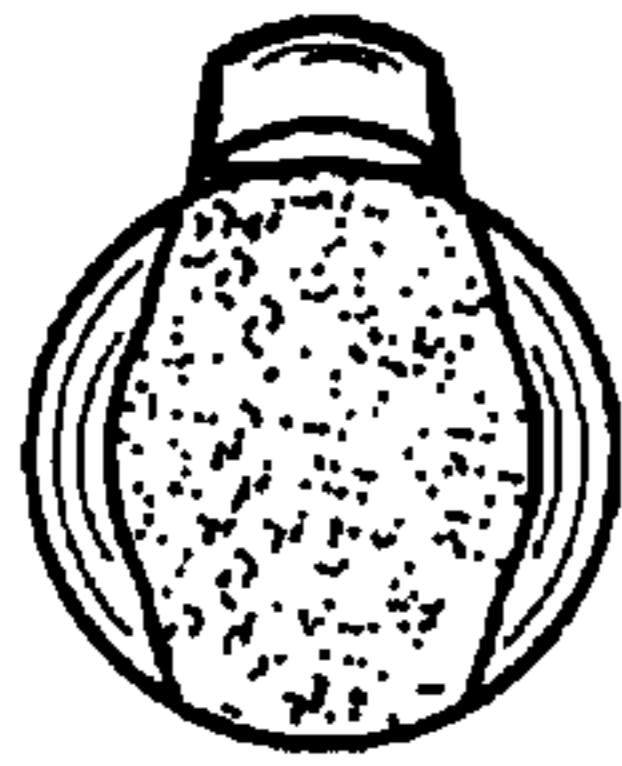


Fig. 8.


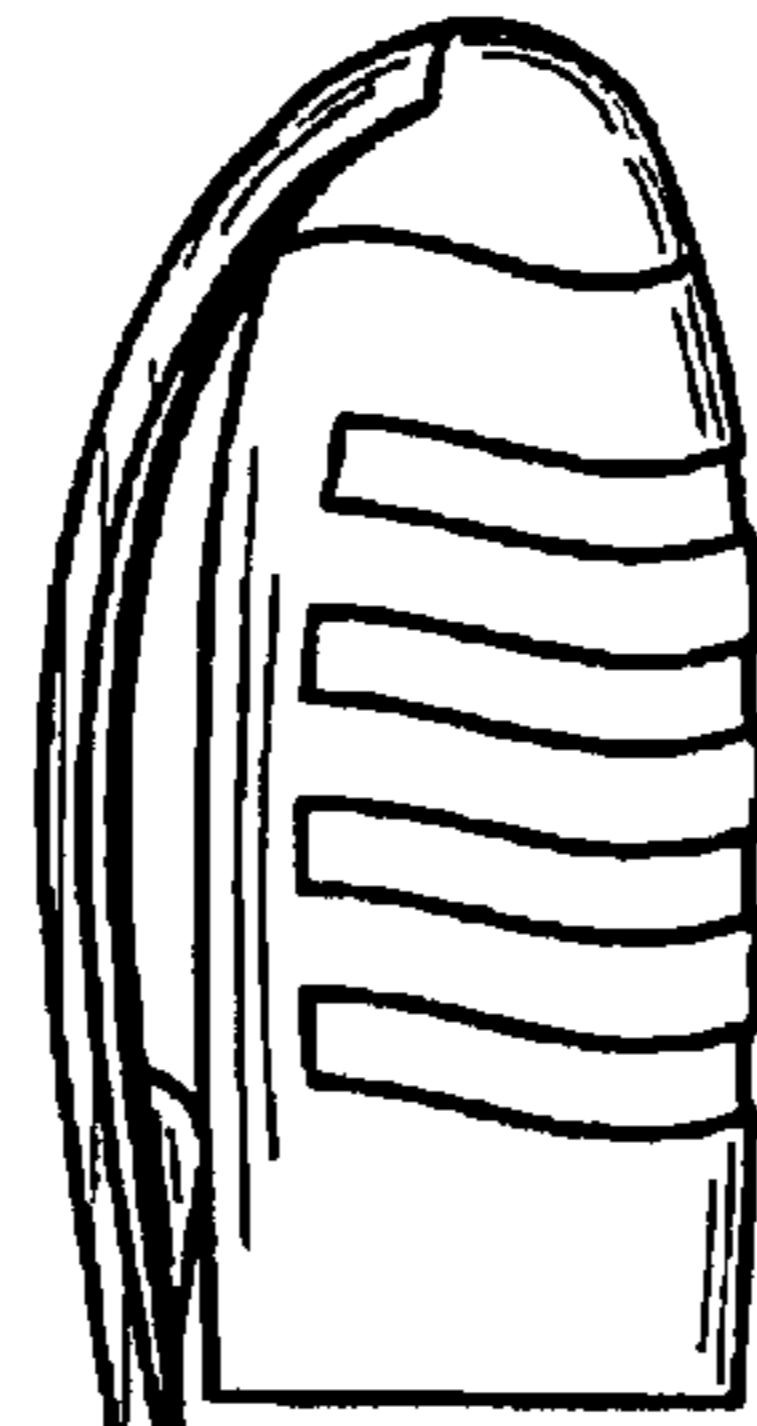


Fig. 9.