

US00D540375S

(12) **United States Design Patent**
Katsuyama

(10) **Patent No.:** **US D540,375 S**

(45) **Date of Patent:** **** Apr. 10, 2007**

(54) **TONER CARTRIDGE**

(75) Inventor: **Goro Katsuyama**, Kanagawa (JP)

(73) Assignee: **Ricoh Company, Ltd.**, Tokyo (JP)

(**) Term: **14 Years**

(21) Appl. No.: **29/223,521**

(22) Filed: **Feb. 16, 2005**

(30) **Foreign Application Priority Data**

Aug. 16, 2004 (JP) 2004-024485

(51) **LOC (8) Cl.** **16-03**

(52) **U.S. Cl.** **D18/43**

(58) **Field of Classification Search** D18/12,
D18/36, 40, 43, 56, 58; D14/462, 471; 222/DIG. 1;
347/214, 222; 399/120, 121, 168, 239, 279,
399/313, 357; 400/207, 208, 208.1
See application file for complete search history.

(56) **References Cited**

U.S. PATENT DOCUMENTS

- D333,832 S * 3/1993 Suzuki et al. D18/40
- D341,157 S * 11/1993 Kitahara et al. D18/56
- D366,278 S * 1/1996 Nagashima D18/43
- D373,787 S * 9/1996 Isomoto et al. D18/40
- D394,451 S * 5/1998 Okada D18/43
- D413,621 S * 9/1999 Ichimaru et al. D18/43

- D451,542 S * 12/2001 Ishizawa et al. D18/56
- D455,455 S * 4/2002 Katsuyama D18/43
- D455,778 S * 4/2002 Katsuyama D18/43
- D468,346 S * 1/2003 Jeunet D18/56
- 6,532,352 B2 * 3/2003 Katsuyama 399/120
- 6,542,707 B2 * 4/2003 Muramatsu et al. ... 222/DIG. 1
- 6,785,496 B2 * 8/2004 Iwata et al. 399/120
- D505,695 S * 5/2005 Naraoka D18/43
- 7,110,704 B2 * 9/2006 Sudo et al. 222/DIG. 1
- 7,130,558 B2 * 10/2006 Matsumoto et al. ... 222/DIG. 1
- 2005/0031375 A1 * 2/2005 Sasatani et al. 399/120

* cited by examiner

Primary Examiner—Caron D. Veynar

Assistant Examiner—Garth Rademaker

(74) *Attorney, Agent, or Firm*—Dickstein Shapiro LLP

(57) **CLAIM**

The ornamental design for a toner cartridge, as shown and described.

DESCRIPTION

FIG. 1 is a front elevational view of a toner cartridge according to the present invention;
FIG. 2 is a rear elevational view thereof;
FIG. 3 is a top plan view thereof;
FIG. 4 is a bottom plan view thereof;
FIG. 5 is a right side elevational view thereof; and,
FIG. 6 is a top, front and right side perspective view thereof.

1 Claim, 4 Drawing Sheets

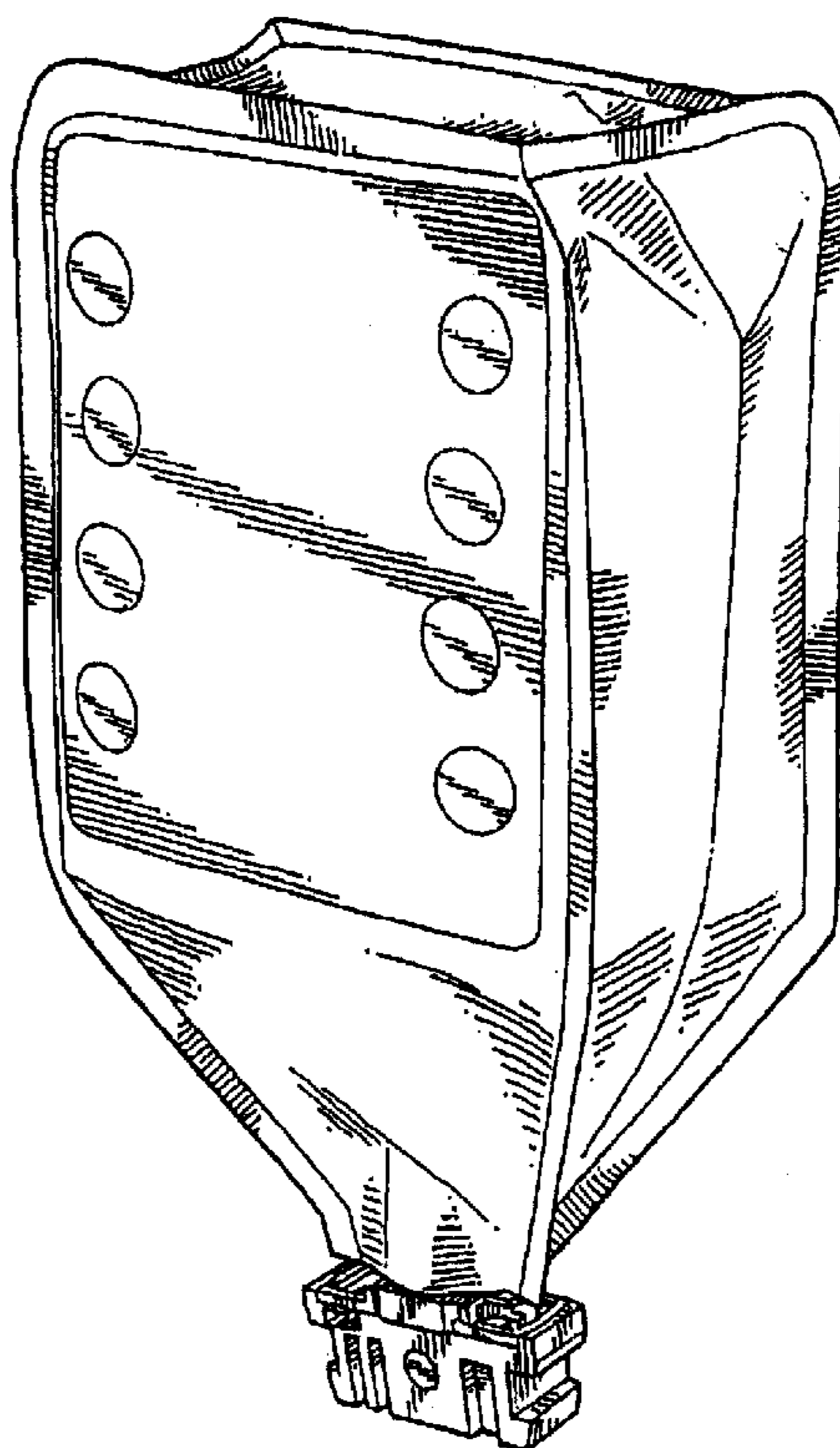


FIG. 1

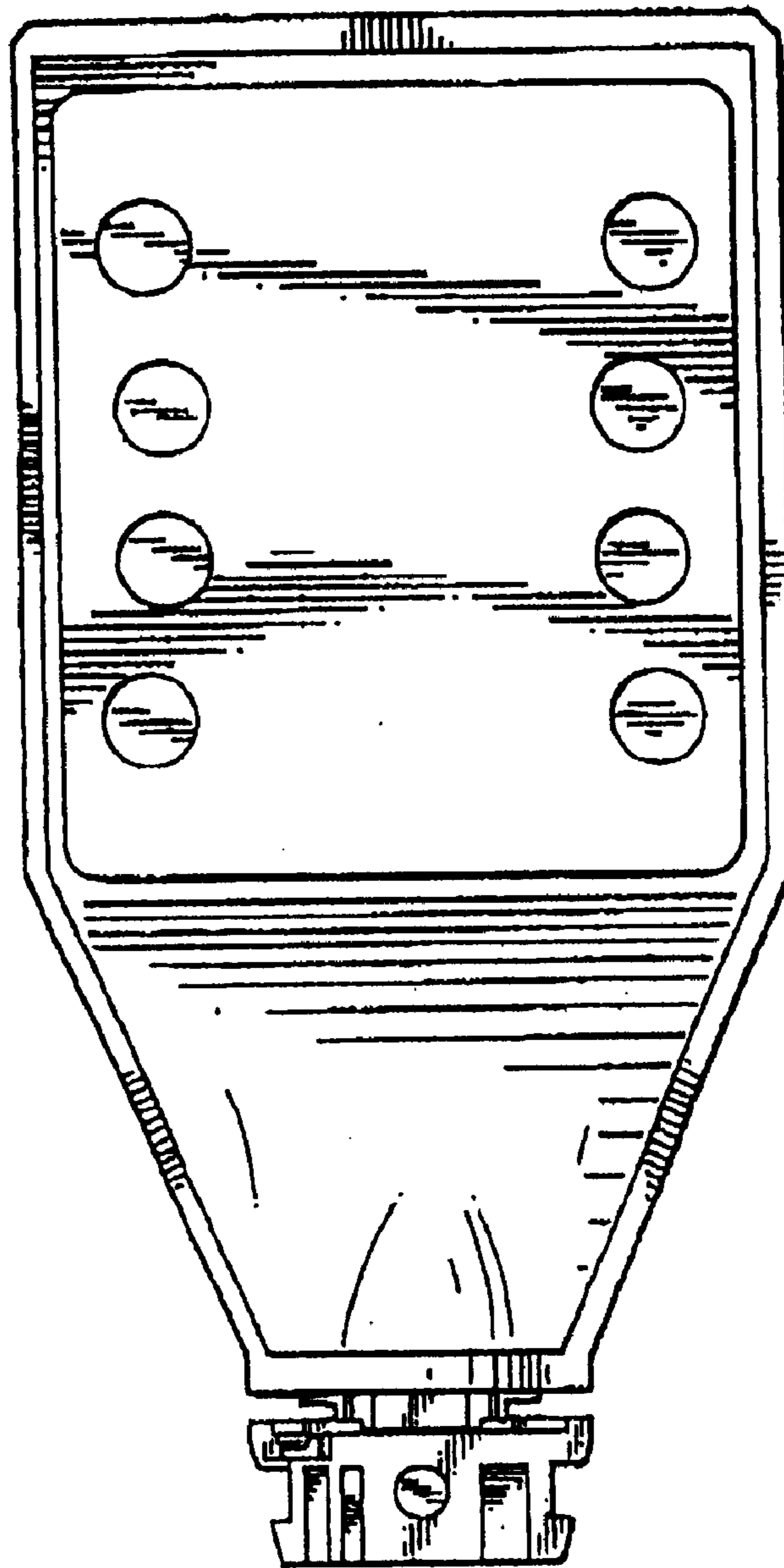


FIG. 2

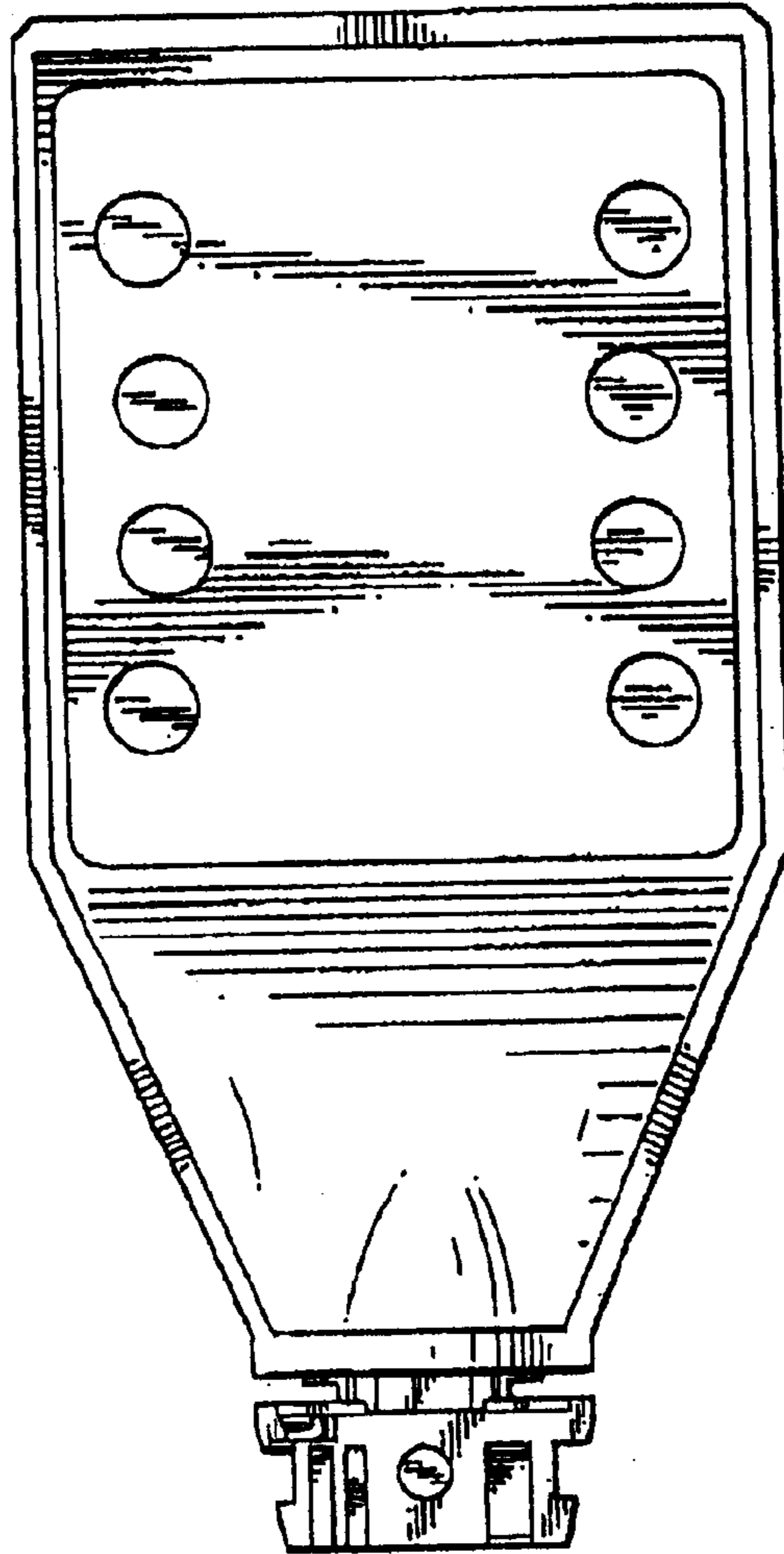


FIG. 3




FIG. 4

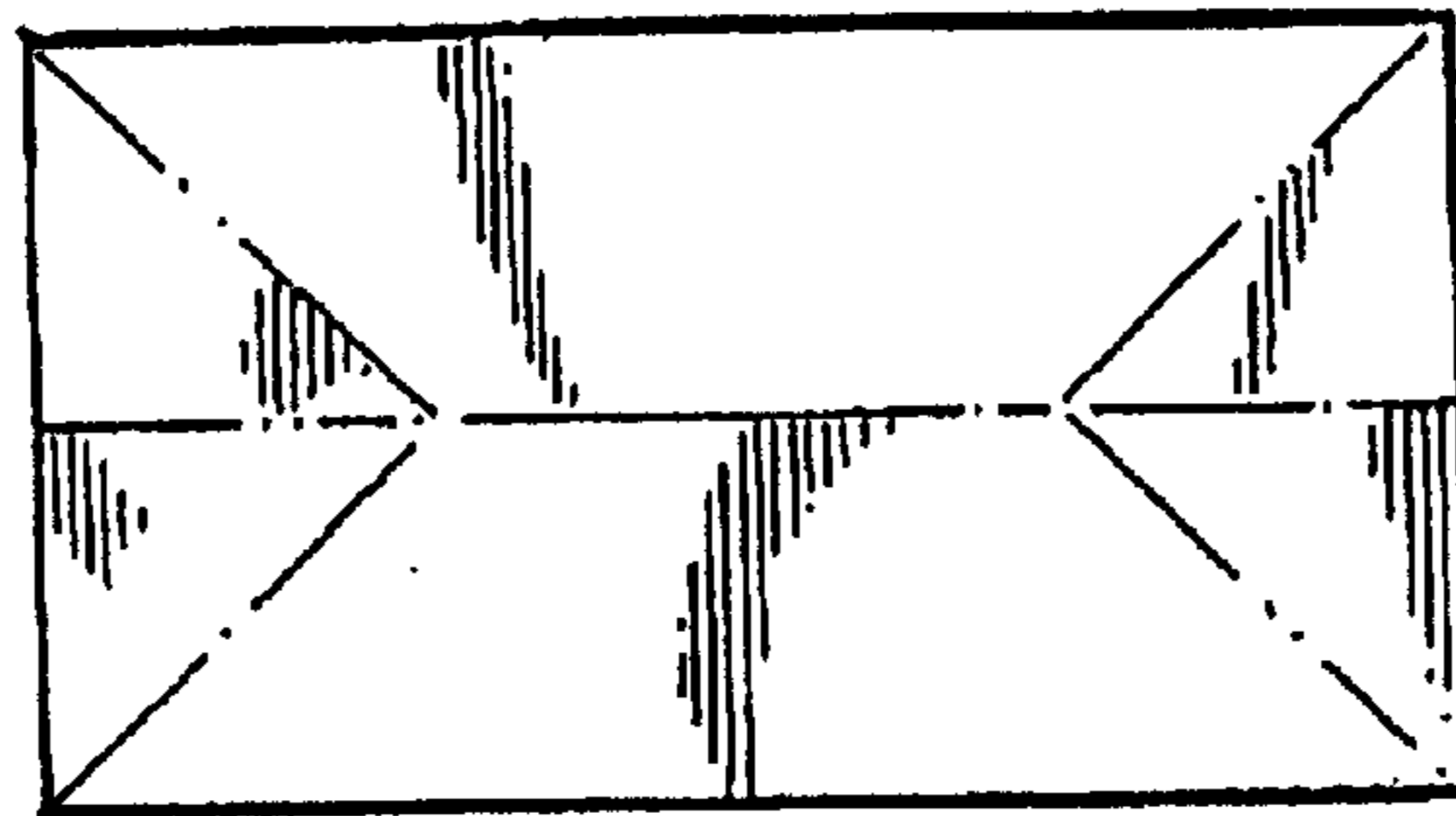


FIG. 5

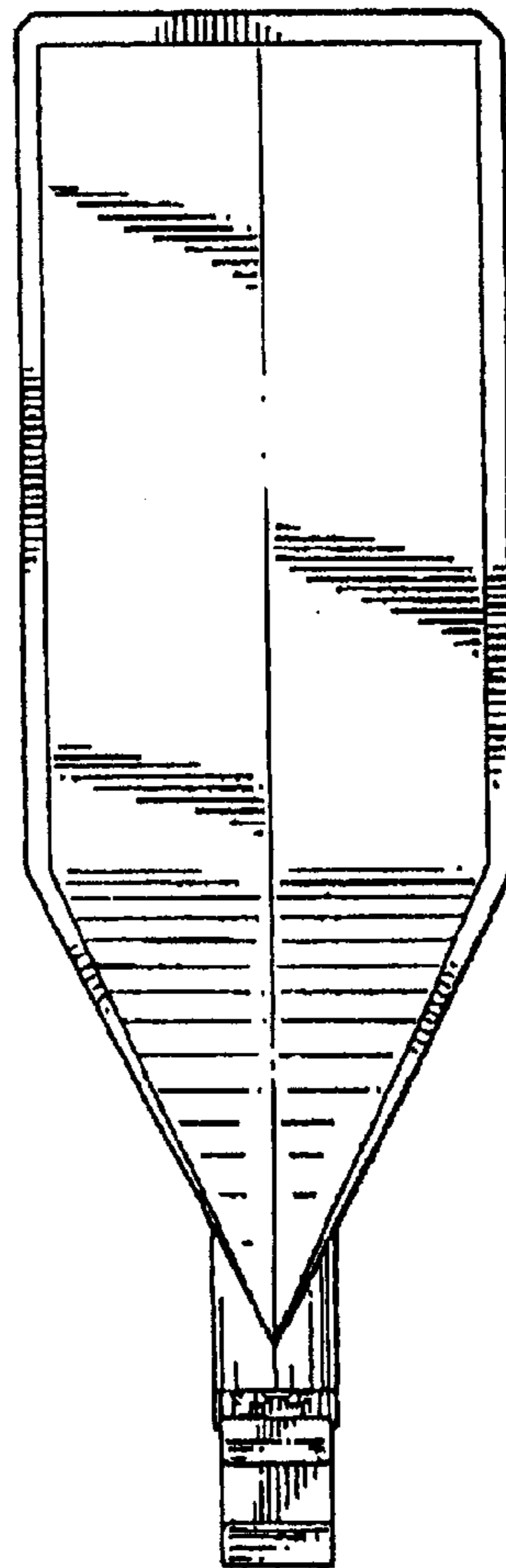


FIG. 6

