

US00D540372S

(12) **United States Design Patent**
Young

(10) **Patent No.:** **US D540,372 S**

(45) **Date of Patent:** **** Apr. 10, 2007**

(54) **PIPE FITTER/PLUMBER'S CALCULATOR**

(76) **Inventor:** **Kevin G. Young**, 212 Mall Cir. 3 A,
Houma, LA (US) 70364

(**) **Term:** **14 Years**

(21) **Appl. No.:** **29/203,430**

(22) **Filed:** **Apr. 15, 2004**

(51) **LOC (8) Cl.** **18-01**

(52) **U.S. Cl.** **D18/7**

(58) **Field of Classification Search** D18/1,
D18/2, 4.1-4.6, 6-7, 10, 11; D14/341, 342,
D14/343, 345, 346, 218; 235/419-434, 379,
235/61 R-60.22; 364/705.06, 705.07, 706-710;
200/5 A; 84/477 R, 485 SR; 377/5; 701/200
See application file for complete search history.

(56) **References Cited**

U.S. PATENT DOCUMENTS

- D263,466 S * 3/1982 Hiraki D14/218
- 4,367,526 A * 1/1983 McGeary et al. 377/5
- D298,544 S * 11/1988 Gerardy D18/2
- D307,890 S * 5/1990 Kim D14/346
- D317,620 S * 6/1991 Kusmer D18/7
- 5,313,396 A * 5/1994 Terpstra et al. 701/200
- D362,013 S * 9/1995 Benjamin D18/7

- D385,295 S * 10/1997 Osiecki et al. D18/2
- D389,858 S * 1/1998 Crooks et al. D18/7
- D408,440 S * 4/1999 Matsuda et al. D18/7
- D410,440 S * 6/1999 Carnell D14/346
- D430,195 S * 8/2000 Thompson et al. D18/7
- D432,560 S * 10/2000 Endrulat D18/7

* cited by examiner

Primary Examiner—Caron D. Veynar

(57) **CLAIM**

The ornamental design for a pipe fitter/plumber's calculator, as shown and described.

DESCRIPTION

FIG. 1 is a front view of a pipe fitter/plumber's calculator showing my new design.

FIG. 2 is a back view of the pipe fitter/plumber's calculator.

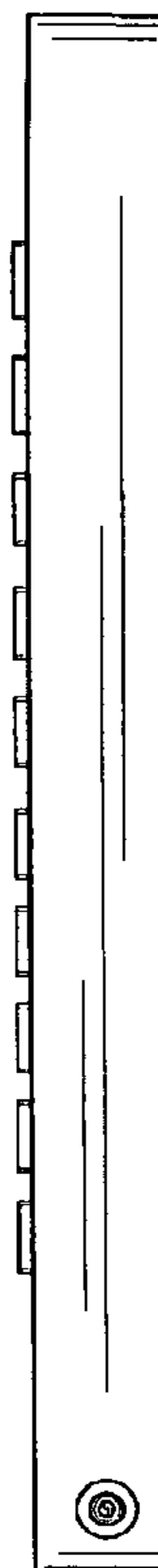
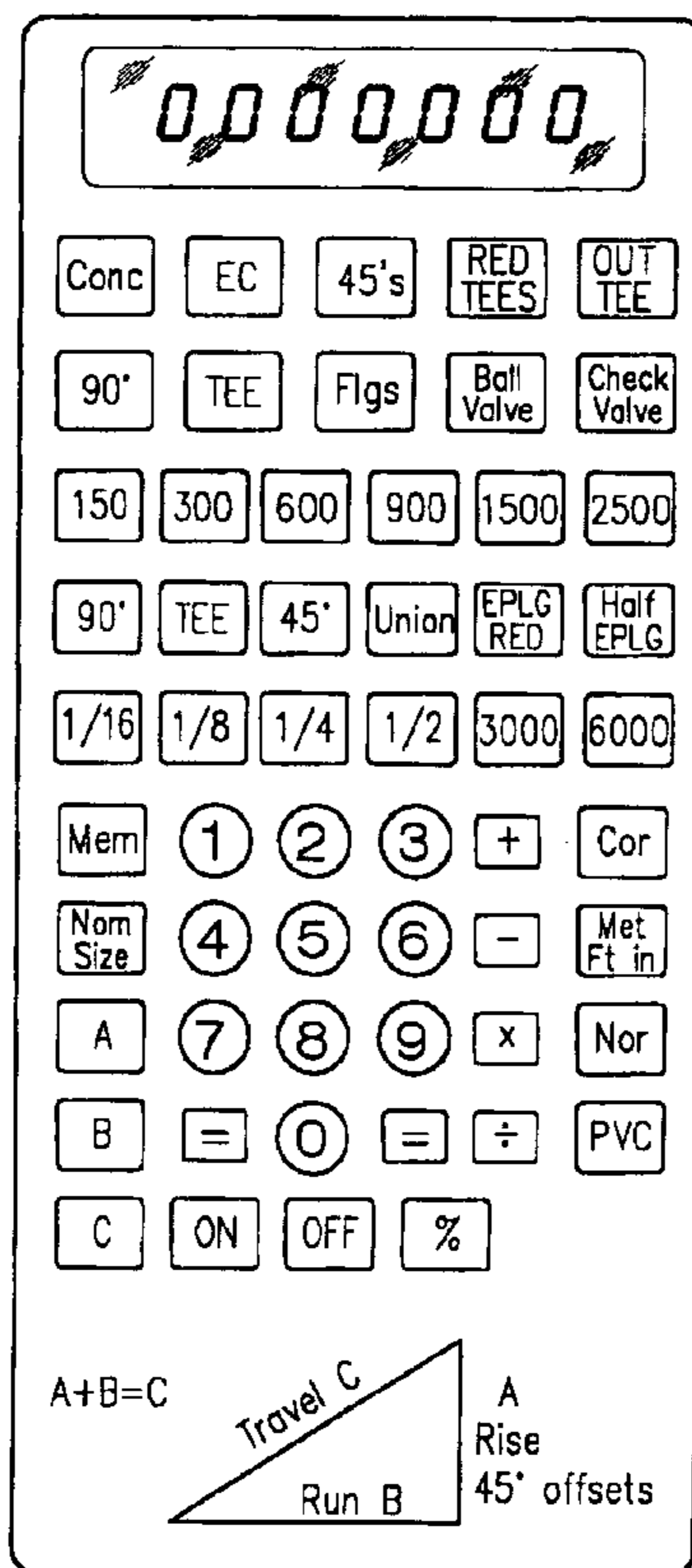
FIG. 3 is a left side view of the pipe fitter/plumber's calculator.

FIG. 4 is a right side view of the pipe fitter/plumber's calculator.

FIG. 5 is a top view of the pipe fitter/plumber's calculator; and,

FIG. 6 is a bottom view of the pipe fitter/plumber's calculator.

1 Claim, 2 Drawing Sheets



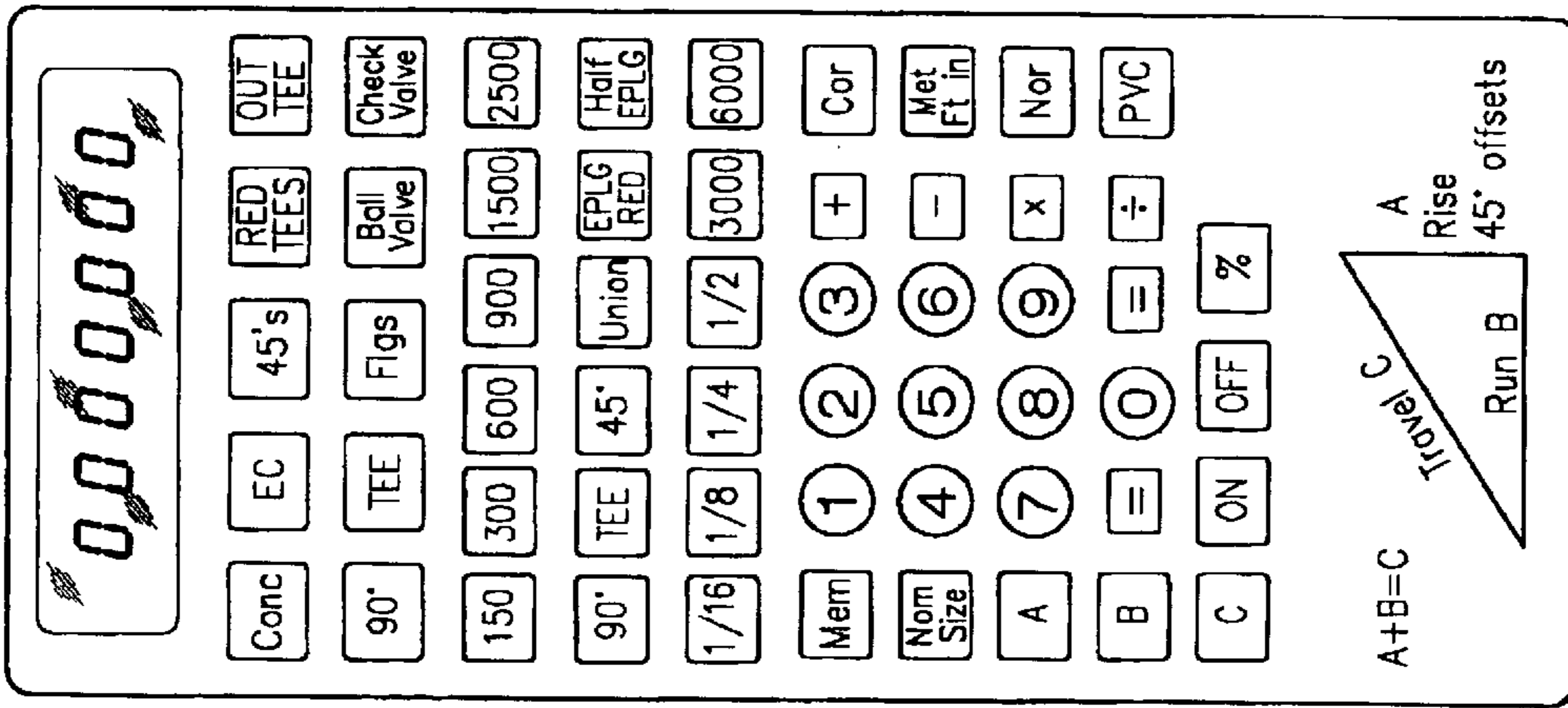


FIG. 1




FIG. 2

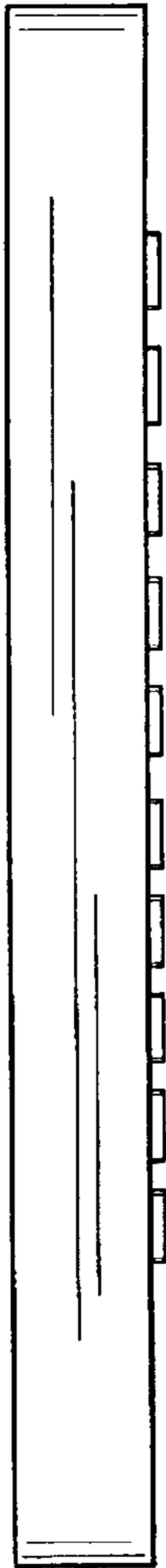


FIG. 3

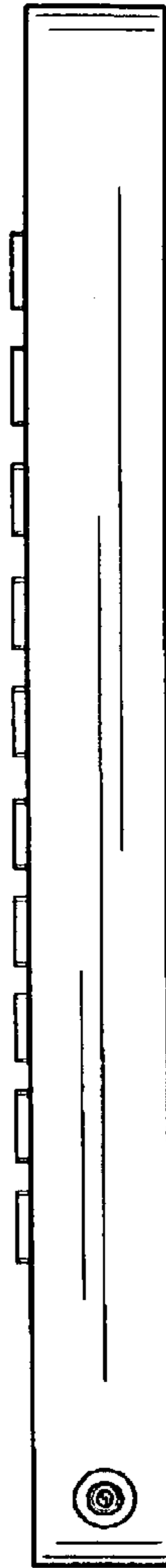


FIG. 4

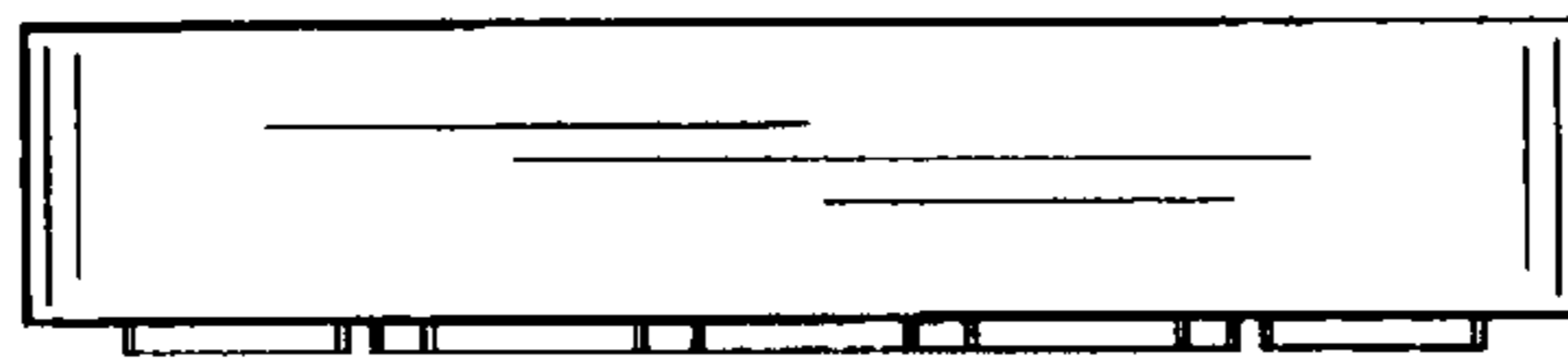


FIG. 5

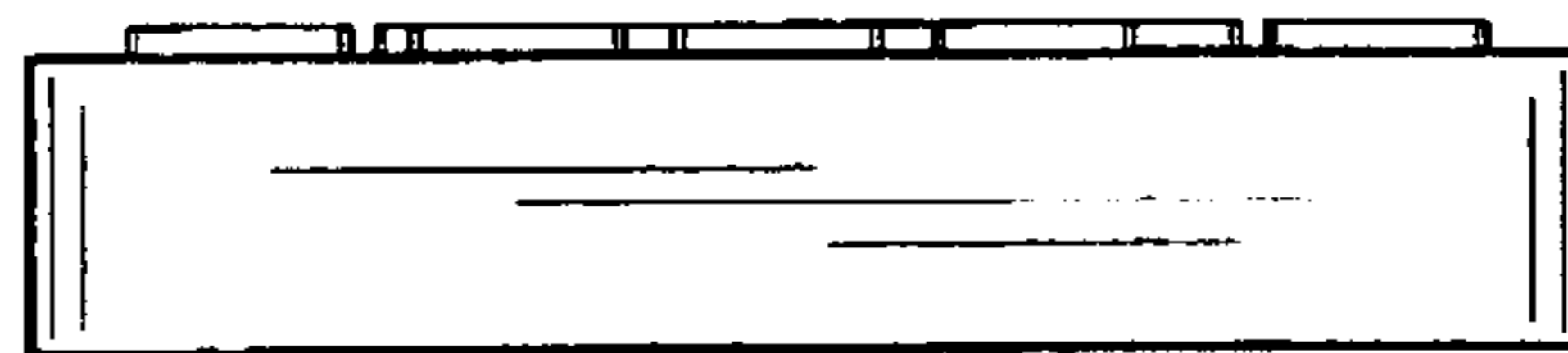


FIG. 6