



US00D540359S

(12) **United States Design Patent**
Renkis

(10) **Patent No.:** **US D540,359 S**

(45) **Date of Patent:** **** Apr. 10, 2007**

(54) **COMBINED WIRELESS CAMERA AND BASE STATION**

(76) Inventor: **Martin A. Renkis**, 102 Woodmont Blvd., #241, Nashville, TN (US) 37205

(**) Term: **14 Years**

(21) Appl. No.: **29/210,620**

(22) Filed: **Aug. 3, 2004**

(51) **LOC (8) Cl.** **16-01**

(52) **U.S. Cl.** **D16/203; D16/208; D16/242**

(58) **Field of Classification Search** D16/200, D16/202, 203, 205, 208, 218, 242; 348/207.99, 348/207.1, 143, 373-376; 358/906; 396/427
See application file for complete search history.

(56) **References Cited**

U.S. PATENT DOCUMENTS

- D98,369 S * 1/1936 Scheibell D16/205
- D349,126 S * 7/1994 Lee D16/242
- D469,793 S * 2/2003 Onoda et al. D16/202
- 6,757,008 B1 * 6/2004 Smith 348/143

- D500,511 S * 1/2005 Sybilrud D16/203
- D502,720 S * 3/2005 Egnoto et al. D16/202
- 2004/0021774 A1 * 2/2004 Ito 348/207.1

* cited by examiner

Primary Examiner—Adir Aronovich

(74) *Attorney, Agent, or Firm*—MacCord Mason PLLC

(57) **CLAIM**

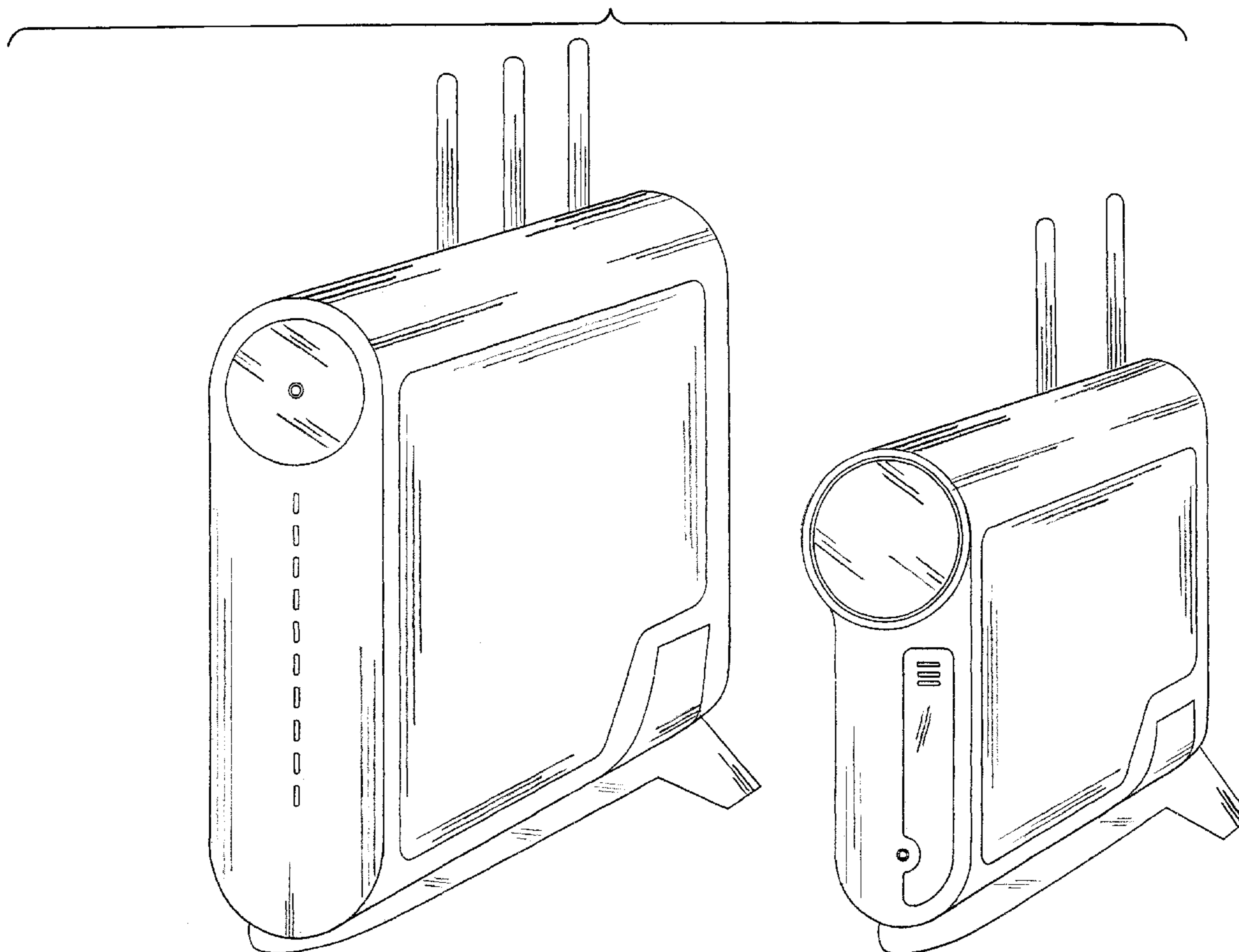
The ornamental design for a combined wireless camera and base station, as shown and described.

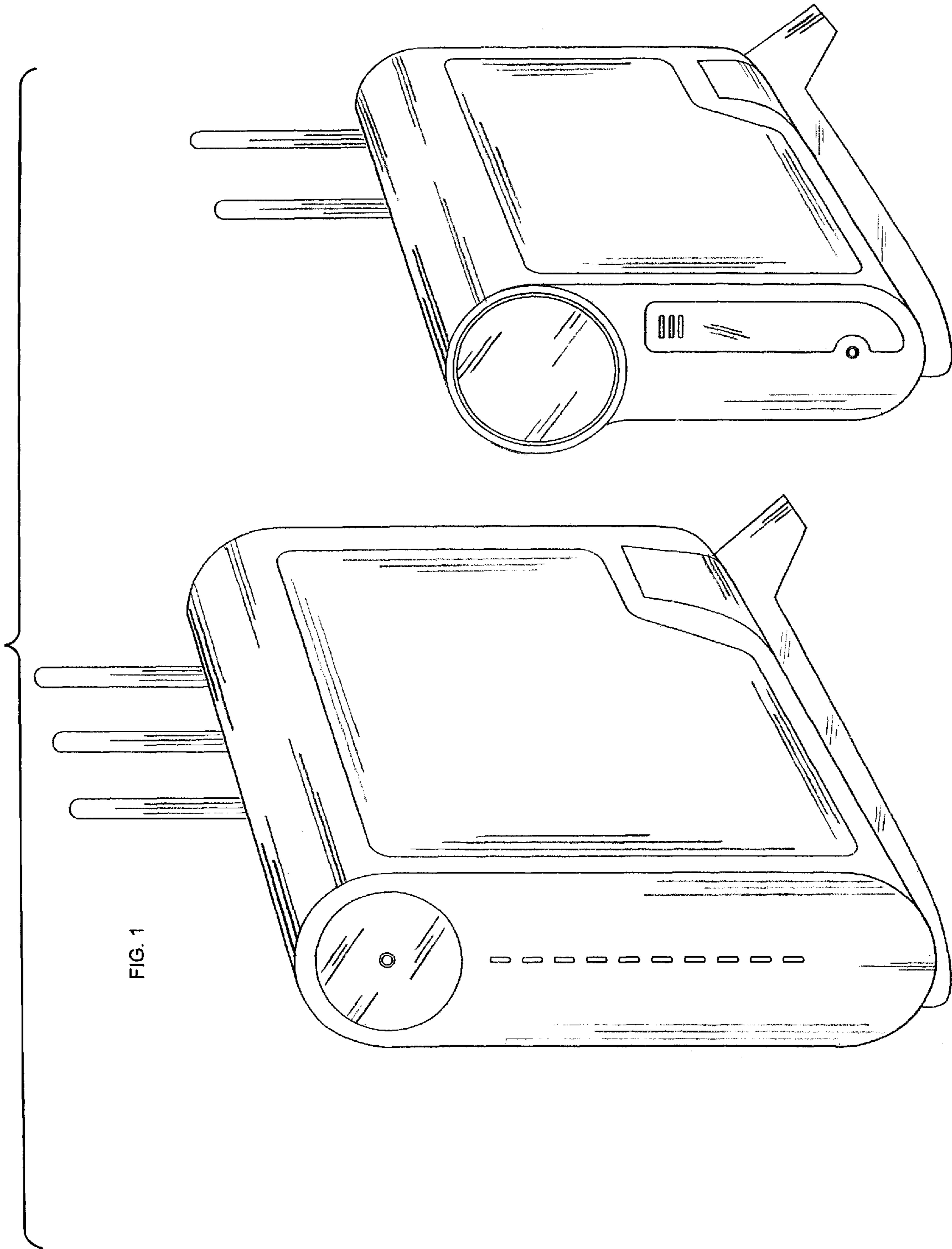
DESCRIPTION

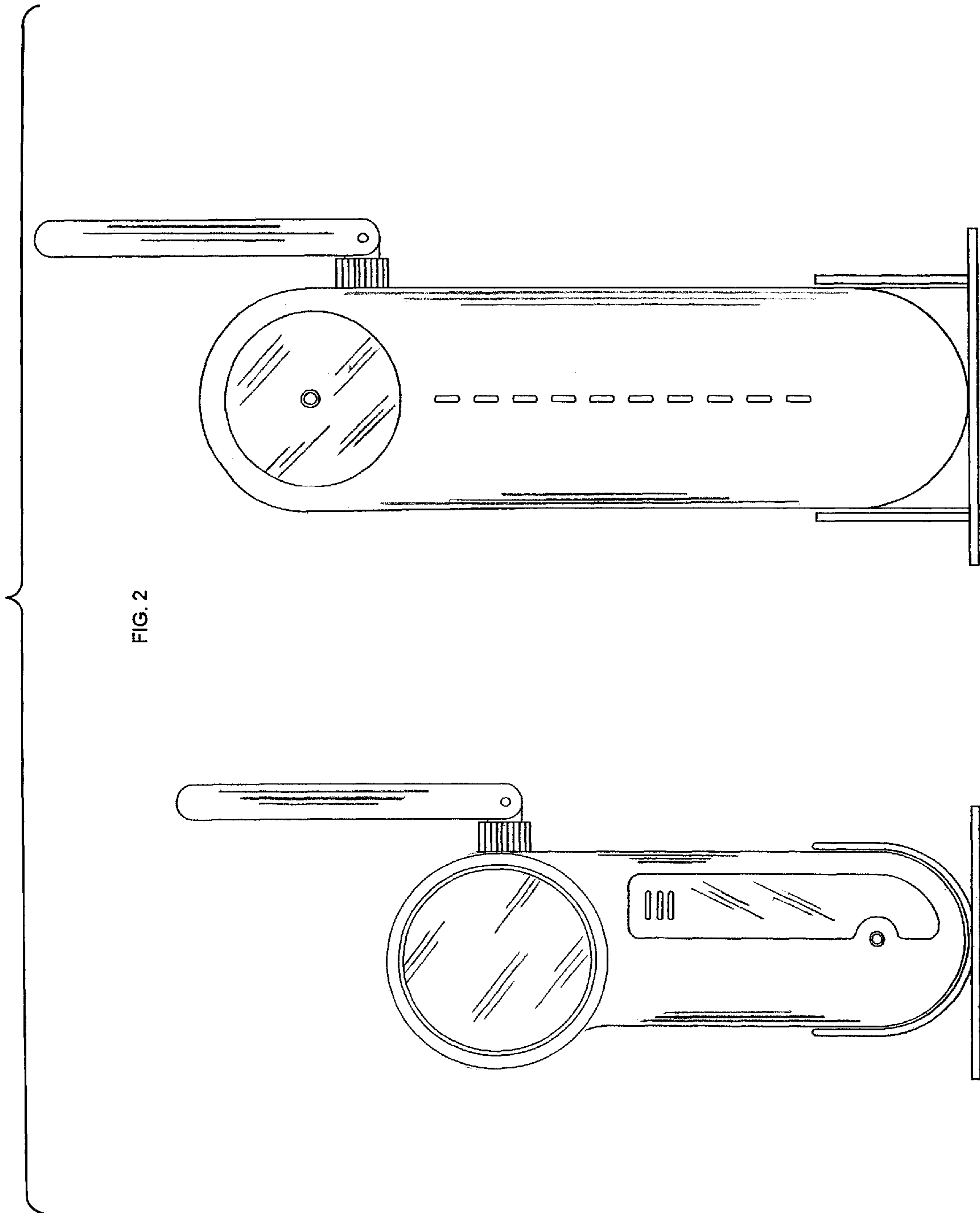
FIG. 1 is a front perspective view of a combined wireless camera and base station showing my new design; FIG. 2 is a front view thereof; FIG. 3 is a back view thereof; FIG. 4 is a right side view thereof; FIG. 5 is a left side view thereof; and, FIG. 6 is a top view.

The claim is directed to the combination of a surveillance camera and base station/receiver and is utilized as a unit.

1 Claim, 6 Drawing Sheets







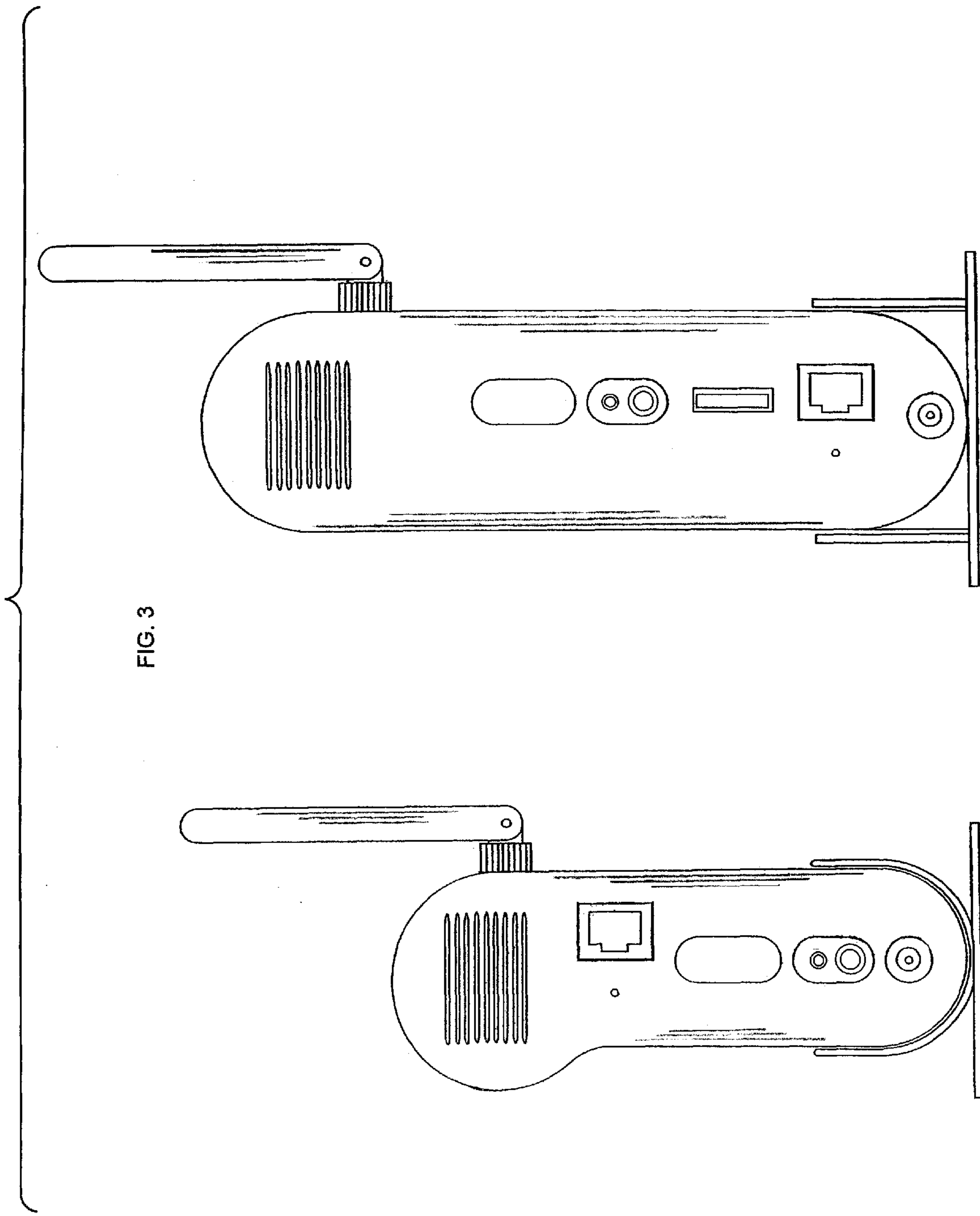


FIG. 3

