

US00D540350S

(12) **United States Design Patent**
Hulks

(10) **Patent No.:** **US D540,350 S**

(45) **Date of Patent:** **** Apr. 10, 2007**

(54) **COMPRESSOR**

D429,735 S	*	8/2000	Versaw et al.	D15/7
D436,603 S		1/2001	Mackie et al.		
D446,220 S		8/2001	Boughton et al.		
D520,026 S	*	5/2006	Hulks	D15/9

(75) Inventor: **Roger Hulks**, Watford (GB)

(73) Assignee: **Michelin Lifestyle Limited**,
Stroke-On-Trent (GB)

* cited by examiner

(**) Term: **14 Years**

Primary Examiner—Ralf Seifert

(21) Appl. No.: **29/254,459**

(74) *Attorney, Agent, or Firm*—Buchanan Ingersoll &
Rooney PC

(22) Filed: **Feb. 24, 2006**

(57) **CLAIM**

Related U.S. Application Data

The ornamental design for a compressor, as shown and described.

(63) Continuation of application No. 29/222,536, filed on Feb. 2, 2005, now Pat. No. Des. 520,026.

DESCRIPTION

(51) **LOC (8) Cl.** **15-02**

(52) **U.S. Cl.** **D15/9**

(58) **Field of Classification Search** D15/7-9;
D23/232, 231; 417/359, 415-416, 410.1,
417/321, 265, 405

FIG. 1 is a side elevational view of a compressor showing my new design, it being understood that a view from the opposite side would be a mirror image of FIG. 1.

See application file for complete search history.

FIG. 2 is a front elevational view of the compressor of FIG. 1; and,


FIG. 3 is a rear elevational view of the compressor of FIG. 1.

(56) **References Cited**

U.S. PATENT DOCUMENTS

D327,481 S 6/1992 Stephenson

1 Claim, 1 Drawing Sheet



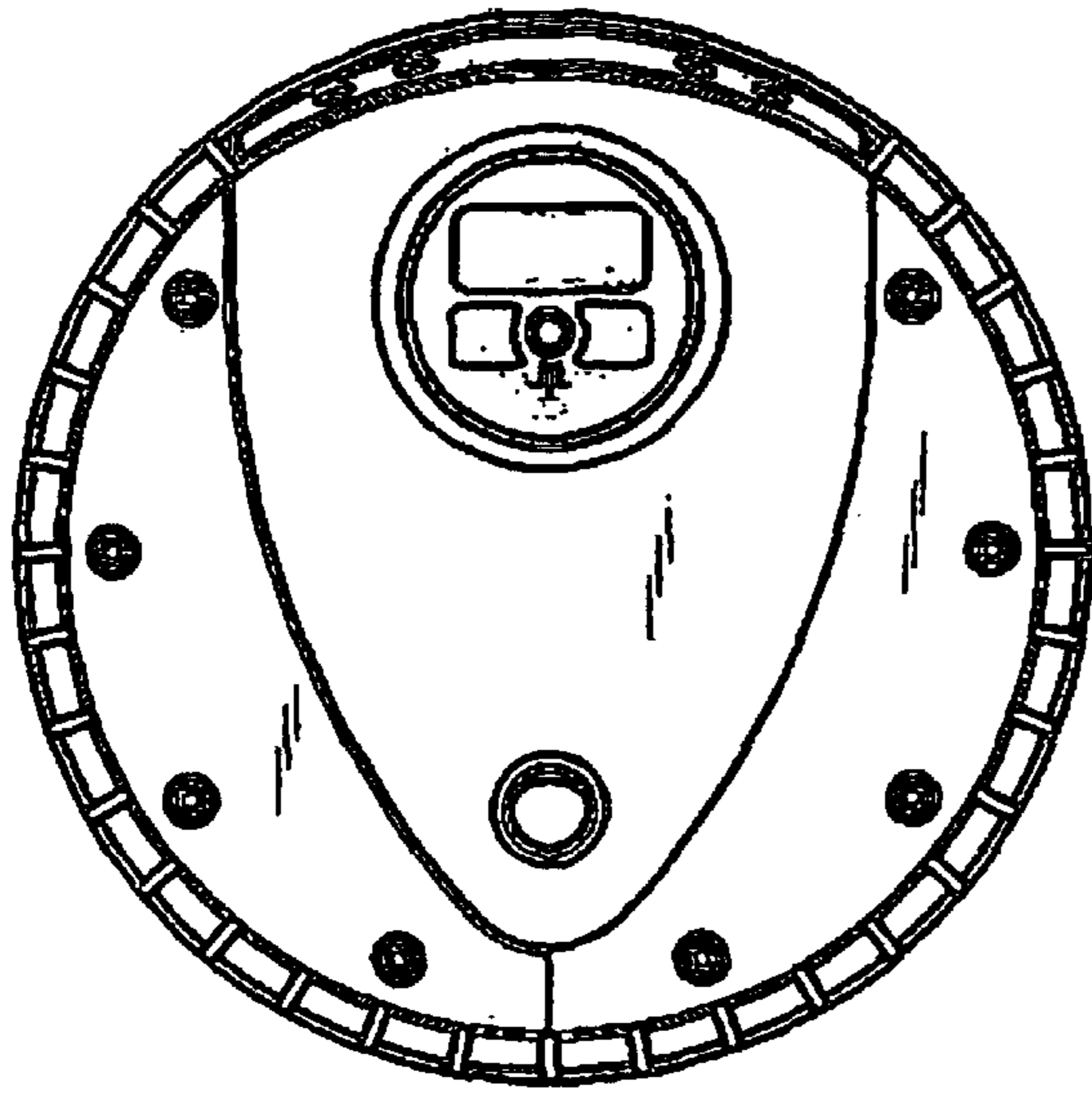


FIG 1




FIG 2

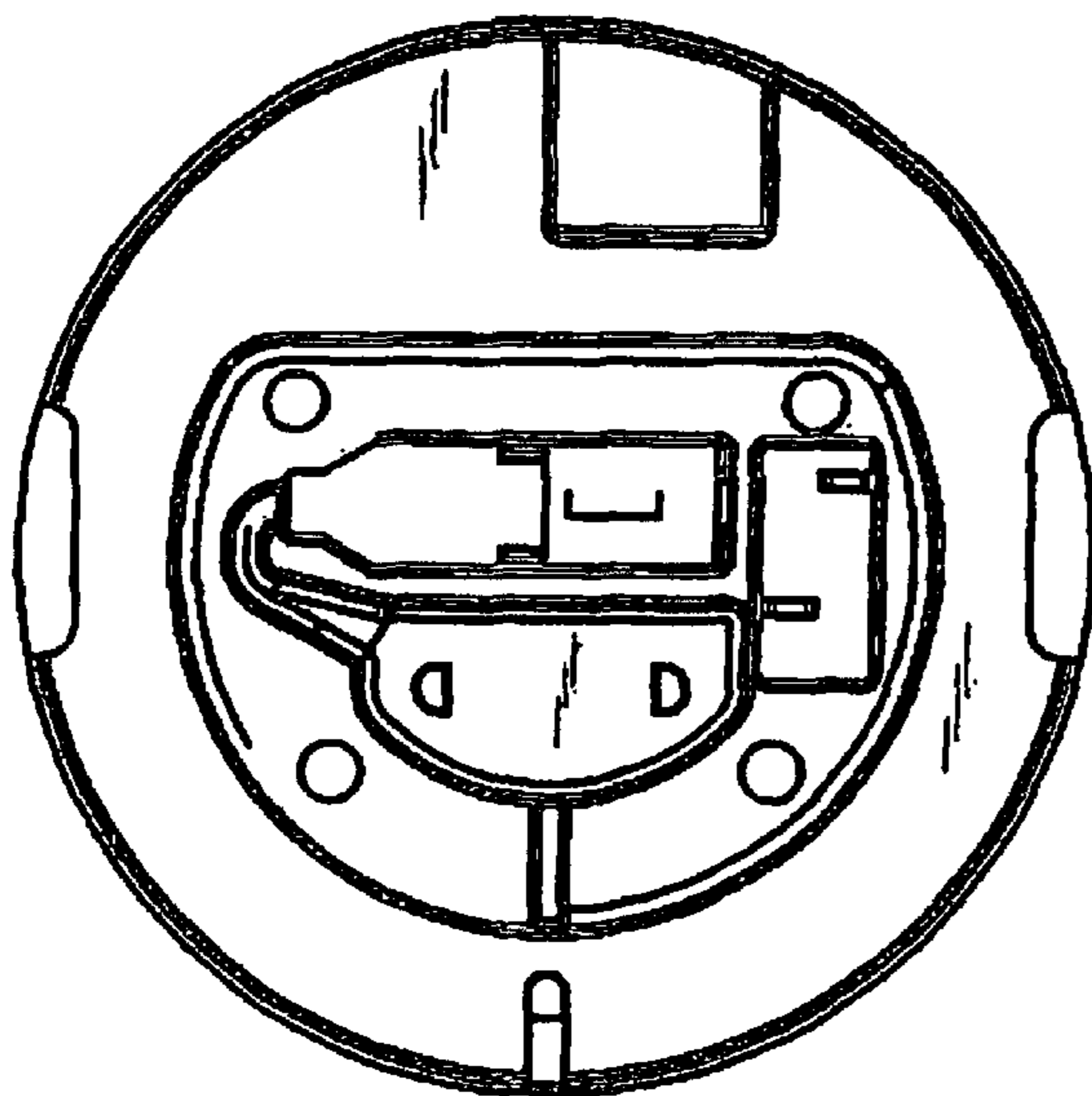


FIG 3