

US00D540349S

(12) **United States Design Patent**  
**Waki**

(10) **Patent No.:** **US D540,349 S**

(45) **Date of Patent:** **\*\* Apr. 10, 2007**

(54) **AIR CYLINDER**

(75) Inventor: **Kazufumi Waki**, Ibaraki (JP)

(73) Assignee: **SMC Corporation**, Chiyoda-ku, Tokyo (JP)

(\*\*) Term: **14 Years**

(21) Appl. No.: **29/235,747**

(22) Filed: **Aug. 5, 2005**

(30) **Foreign Application Priority Data**

Mar. 30, 2005 (JP) ..... 2005-009434

(51) **LOC (8) Cl.** ..... **15-02**

(52) **U.S. Cl.** ..... **D15/9**

(58) **Field of Classification Search** ..... D15/7-9;  
D23/232, 231; 417/359, 415-416, 410.1,  
417/321, 265, 405

See application file for complete search history.

(56) **References Cited**

**U.S. PATENT DOCUMENTS**

D345,420 S \* 3/1994 Stewart, Sr. .... D24/143

D371,562 S	*	7/1996	Rushfeldt	.....	D15/7
D408,420 S	*	4/1999	Buter	.....	D15/7
D453,939 S	*	2/2002	Ochiai	.....	D15/9
D461,827 S	*	8/2002	Koebbe	.....	D15/7
D471,563 S	*	3/2003	Selic et al.	.....	D15/7
D472,558 S	*	4/2003	MacPherson et al.	.....	D15/7
D506,210 S	*	6/2005	Selic et al.	.....	D15/7

\* cited by examiner

*Primary Examiner*—Ralf Seifert

(74) *Attorney, Agent, or Firm*—Peter Ganjian

(57) **CLAIM**

The ornamental design for an air cylinder, as shown and described.

**DESCRIPTION**

FIG. 1 shows a front view of an air cylinder showing my new design;

FIG. 2 shows a back view thereof;

FIG. 3 shows a top view thereof;

FIG. 4 shows a bottom view thereof;

FIG. 5 shows a left side view thereof; and,

FIG. 6 shows a right side view thereof.

**1 Claim, 3 Drawing Sheets**

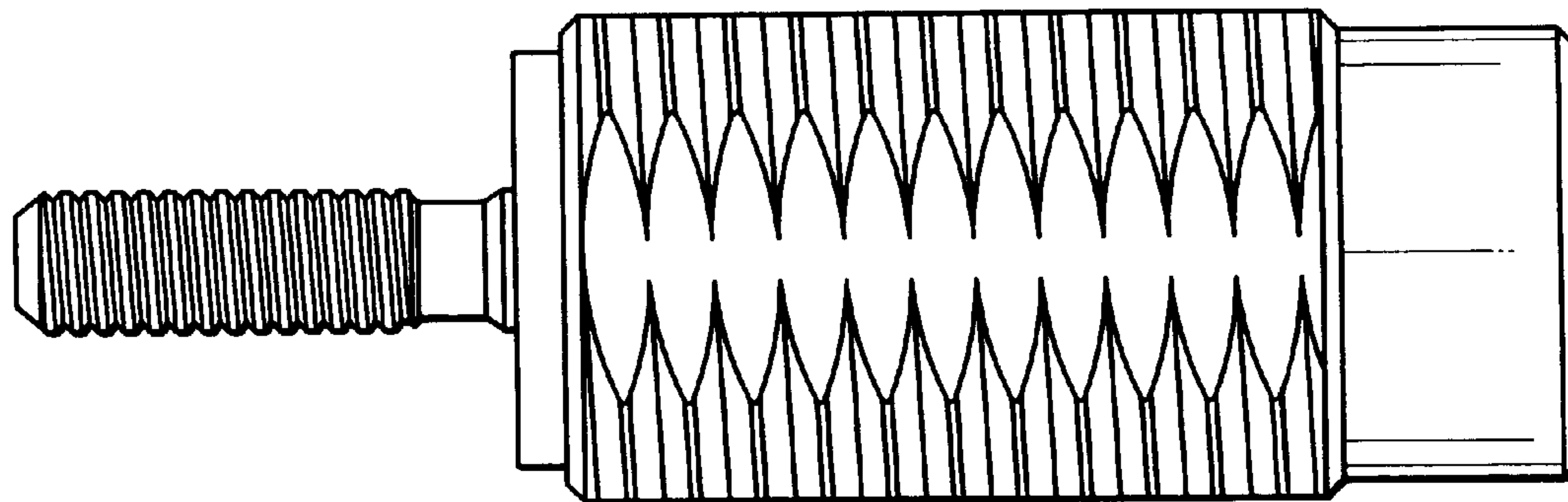


FIG . 1

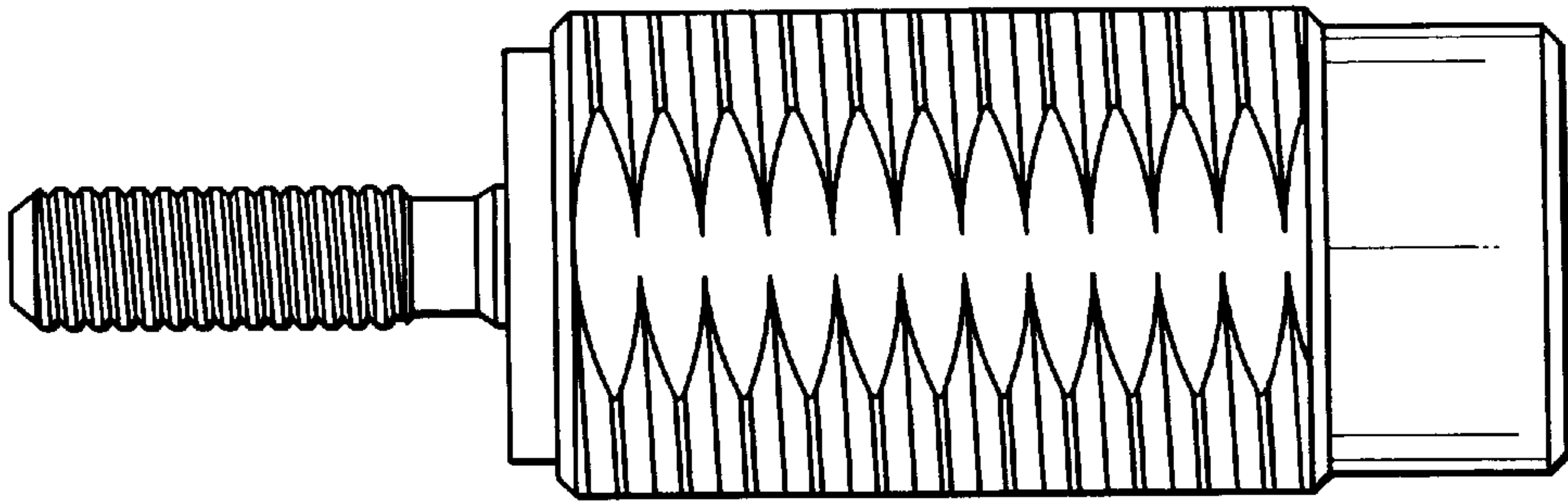


FIG . 2

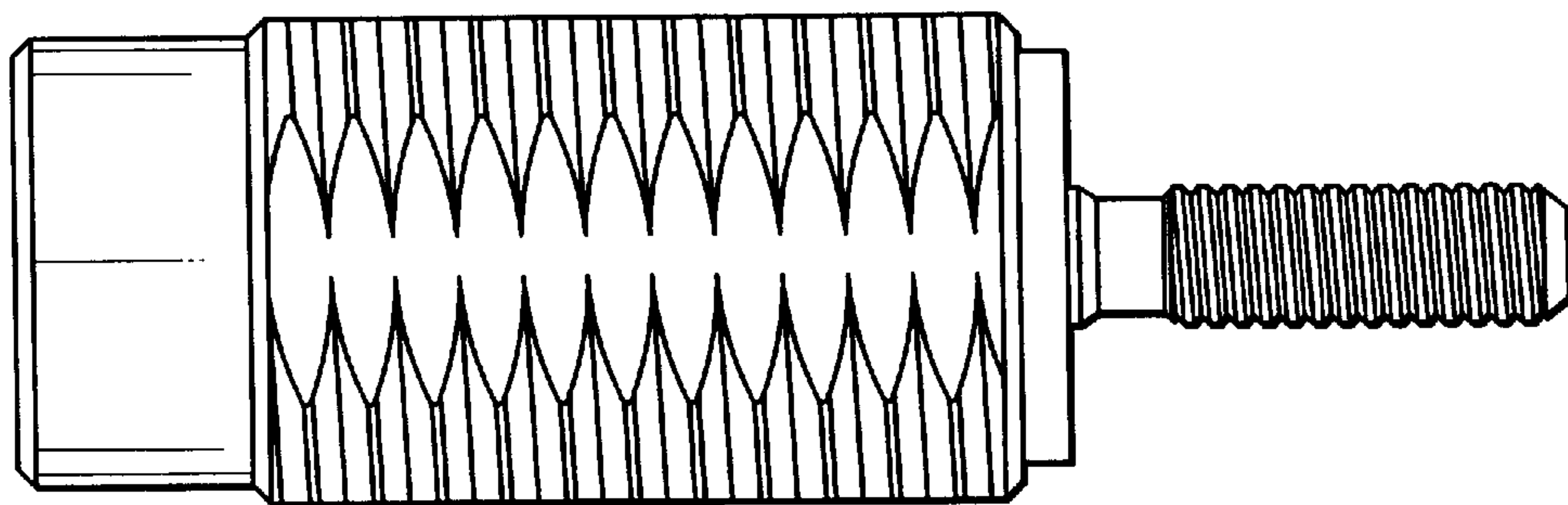


FIG . 3

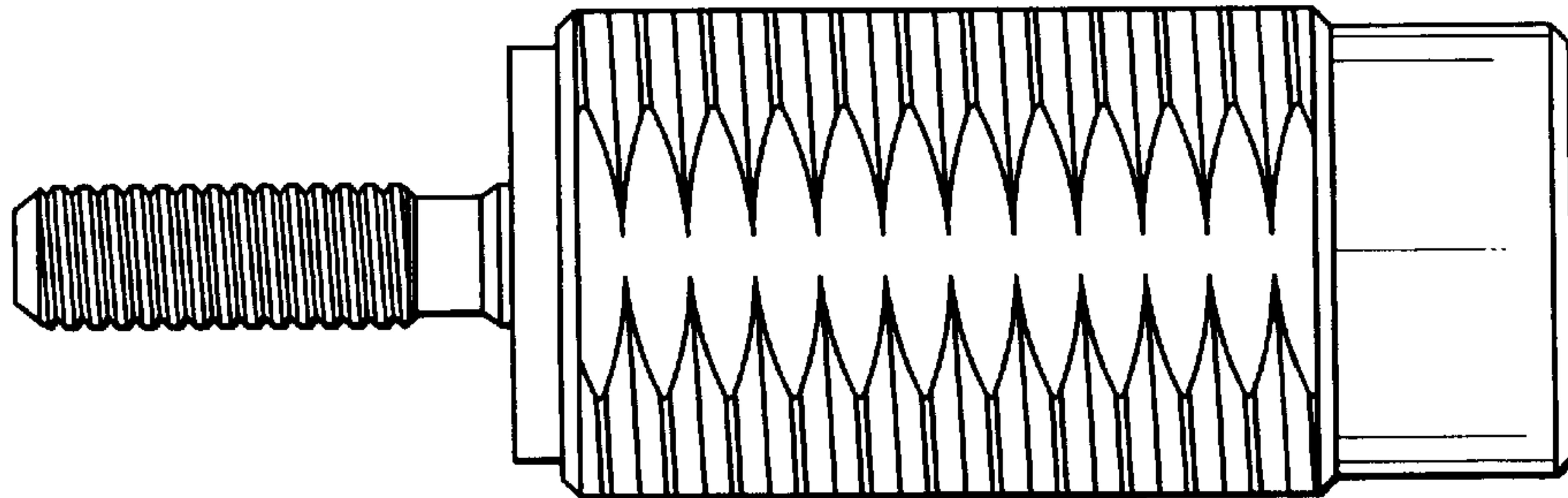
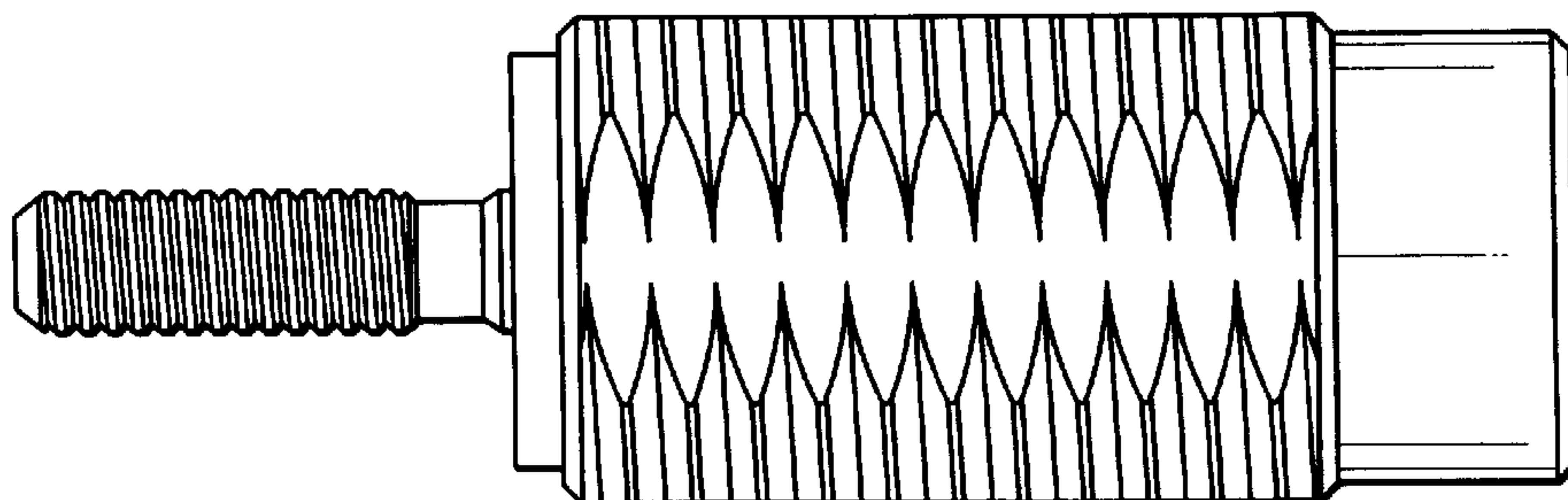
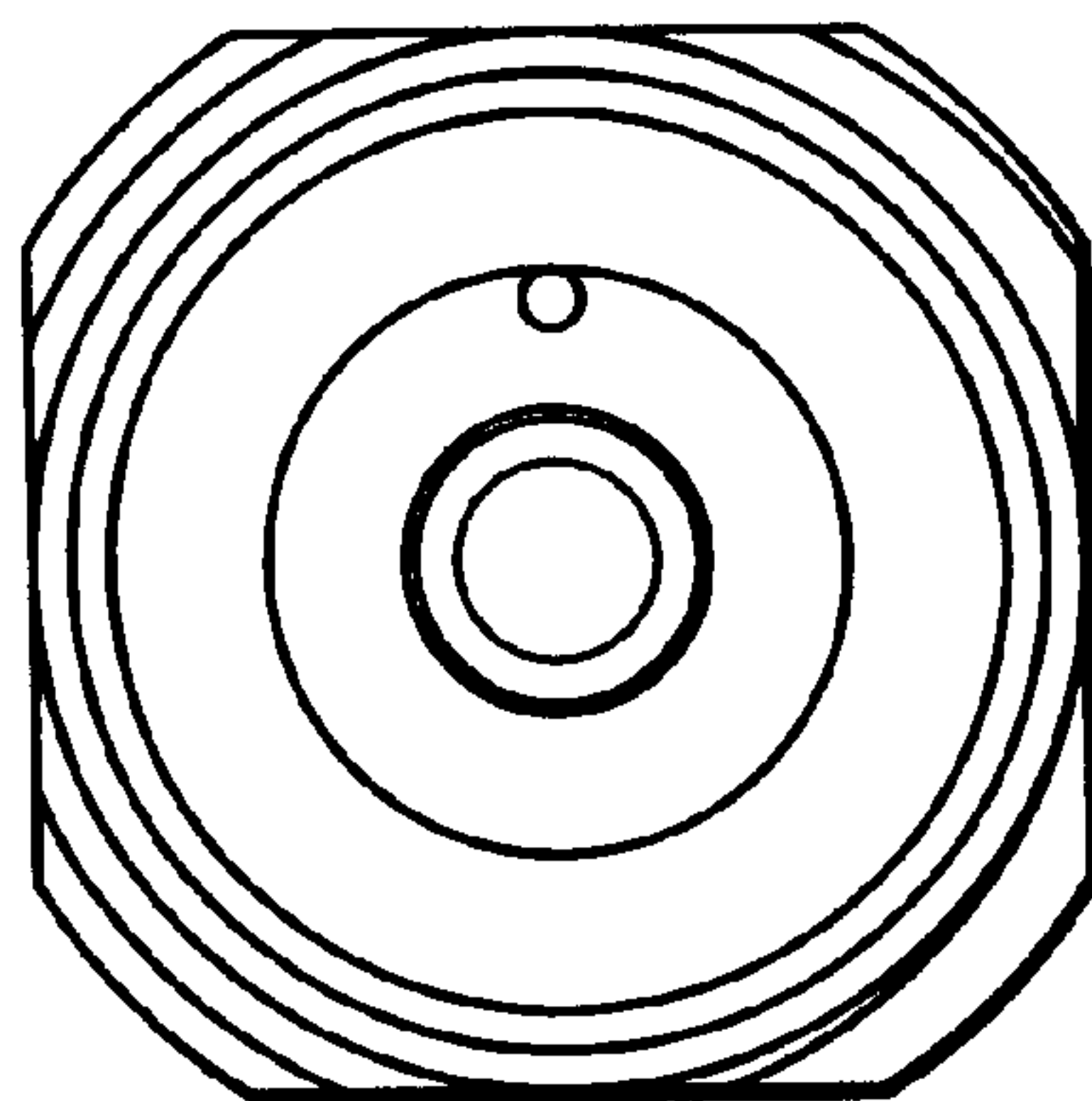


FIG . 4



**F I G . 5**



**F I G . 6**

