



US00D540324S

(12) **United States Design Patent**
Fisher

(10) **Patent No.:** **US D540,324 S**

(45) **Date of Patent:** **** Apr. 10, 2007**

(54) **ELECTRONIC MOUSE**

(75) Inventor: **Steven W. Fisher**, Kirkland, WA (US)

(73) Assignee: **Microsoft Corporation**, Redmond, WA (US)

(**) Term: **14 Years**

(21) Appl. No.: **29/248,401**

(22) Filed: **Aug. 15, 2006**

(51) **LOC (8) Cl.** **14-02**

(52) **U.S. Cl.** **D14/402**

(58) **Field of Classification Search** D14/402-410,
D14/417; 200/5 A, 5 R, 6 A, 6 R; 273/148 B;
74/471 XY; 345/156-167; 463/36-38
See application file for complete search history.

(56) **References Cited**

U.S. PATENT DOCUMENTS

D460,072 S	*	7/2002	Sheehan	D14/408
D464,652 S	*	10/2002	Roh	D14/408
D467,925 S	*	12/2002	Hu et al.	D14/408
D474,769 S	*	5/2003	Fisher et al.	D14/408
D479,529 S	*	9/2003	Sheehan et al.	D14/408
D488,157 S	*	4/2004	Fisher	D14/408

D491,948 S	*	6/2004	Fisher	D14/408
D491,949 S	*	6/2004	Su et al.	D14/408
D504,133 S	*	4/2005	Canavan et al.	D14/402
D514,106 S	*	1/2006	Pan	D14/408
D528,118 S	*	9/2006	Canavan et al.	D14/407

* cited by examiner

Primary Examiner—Pamela J. Burgess

(74) *Attorney, Agent, or Firm*—Banner & Witcoff, Ltd.

(57) **CLAIM**

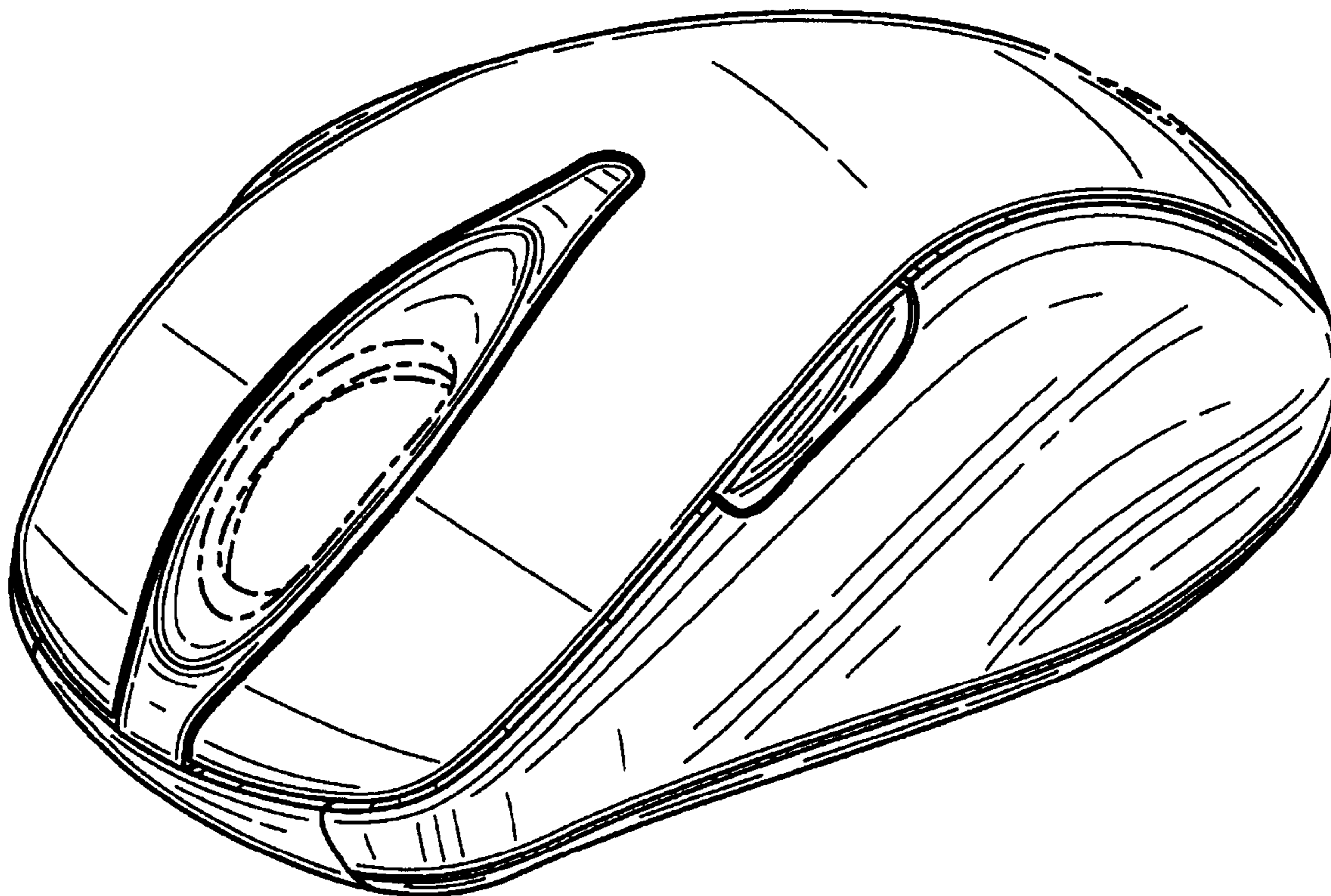
The ornamental design for an electronic mouse, as shown and described.

DESCRIPTION

FIG. 1 is a front perspective view of an electronic mouse showing my new design;
FIG. 2 is a top view thereof;
FIG. 3 is a right side view thereof;
FIG. 4 is a left side view thereof;
FIG. 5 is a front view thereof;
FIG. 6 is a rear view thereof; and,
FIG. 7 is a bottom view thereof.

The broken line showing of various regions in FIGS. 1-7 and the unshaded areas therein is for illustrative purposes only and forms no part of the claimed design.

1 Claim, 5 Drawing Sheets



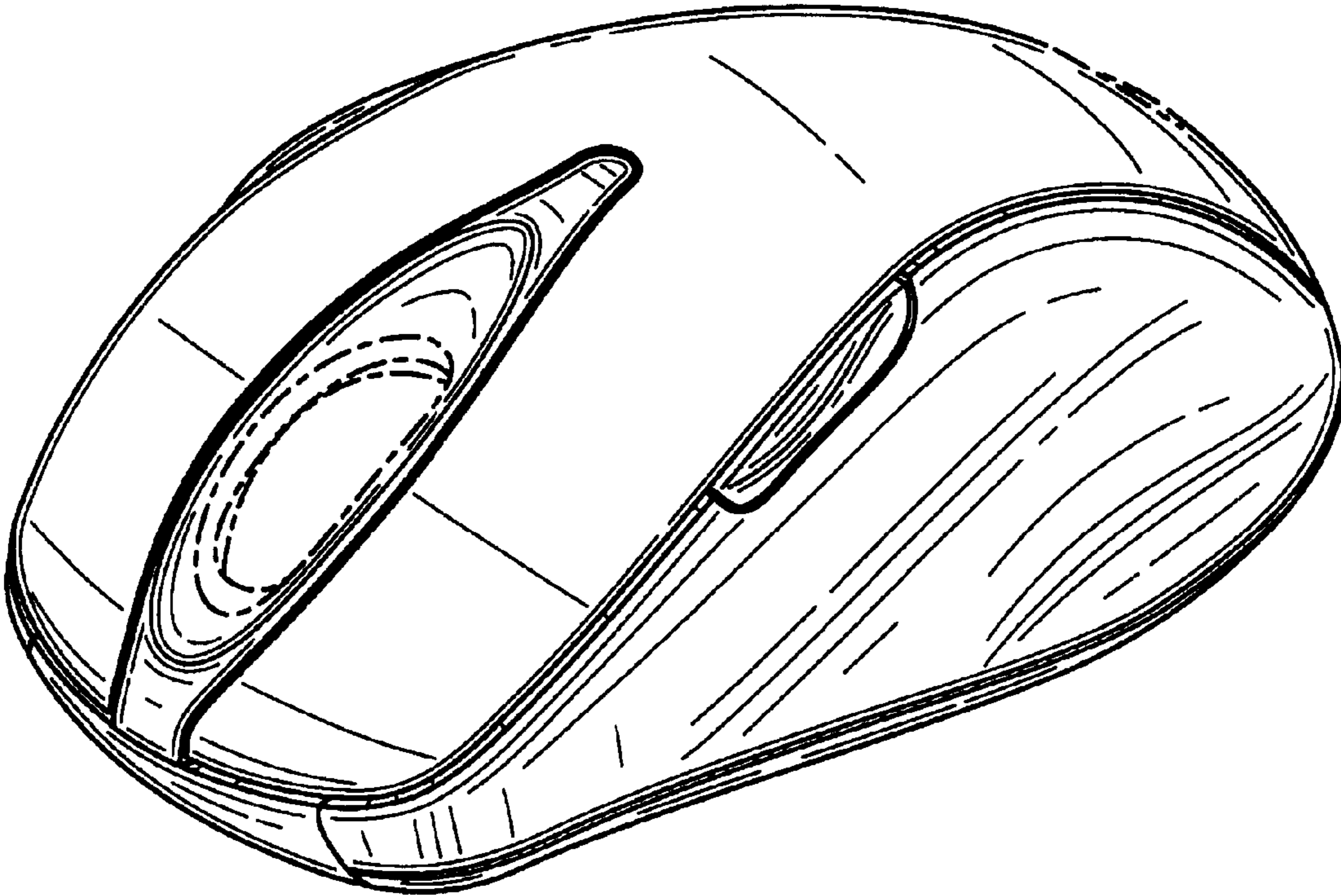


FIG. 1

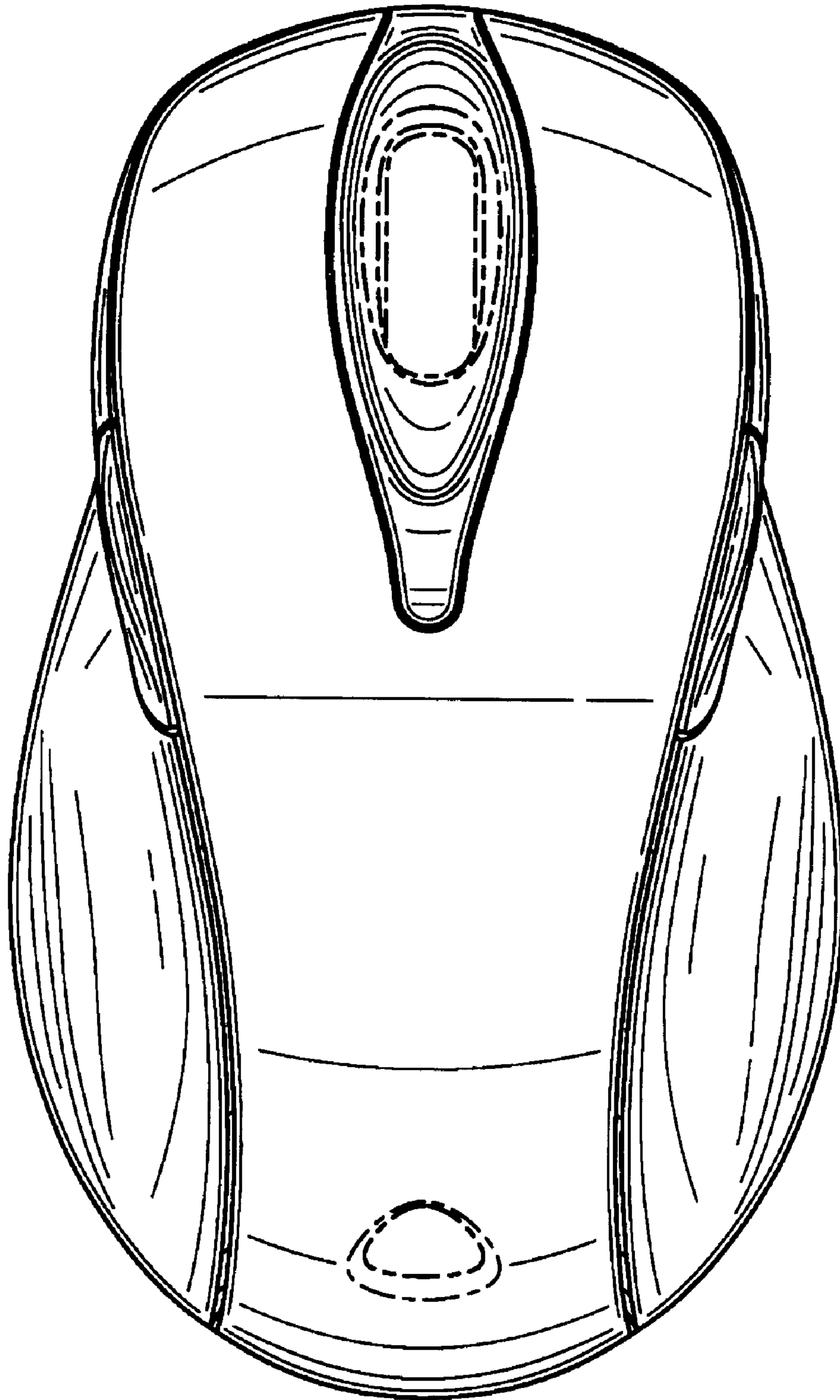


FIG. 2




FIG. 3




FIG. 4

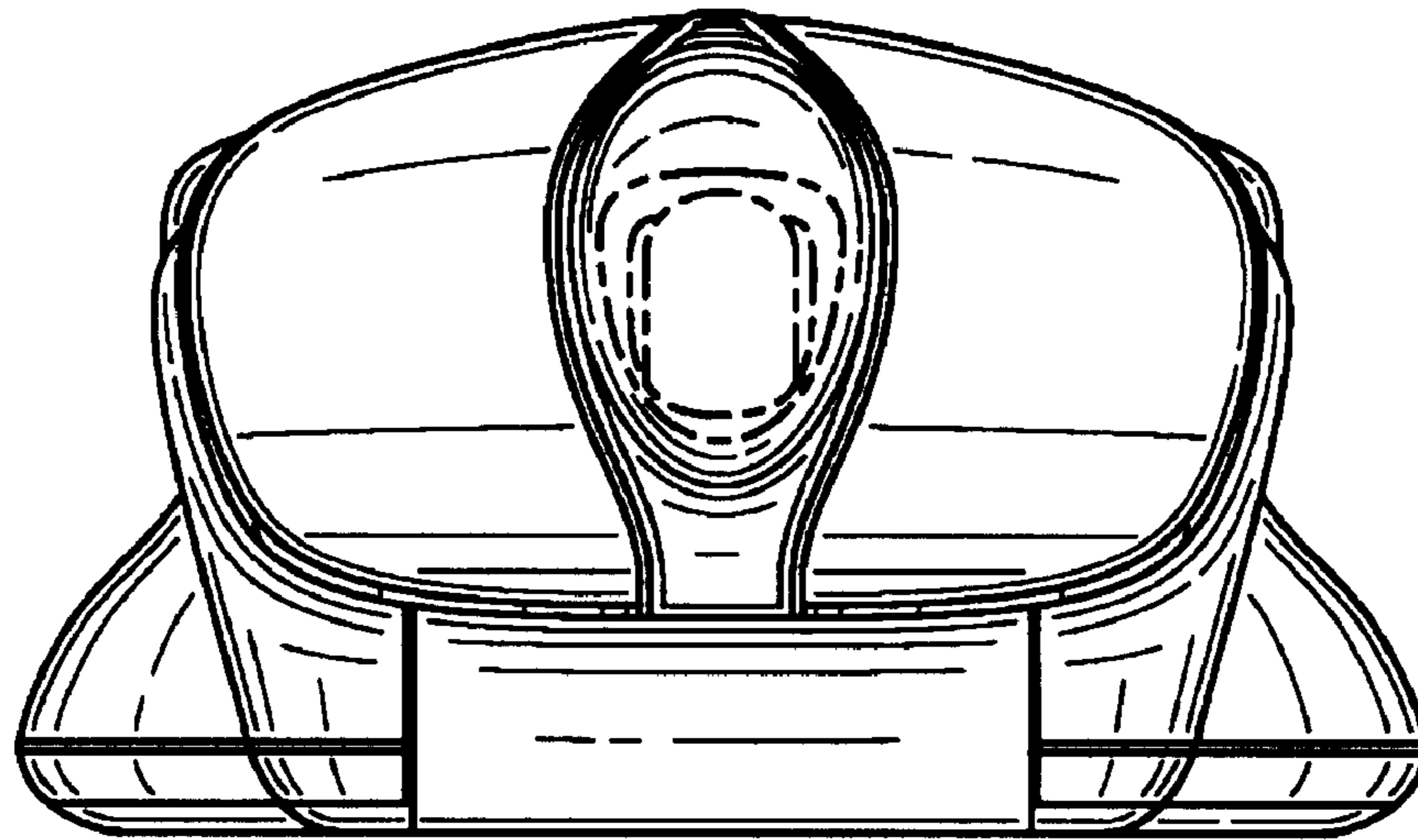


FIG. 5




FIG. 6

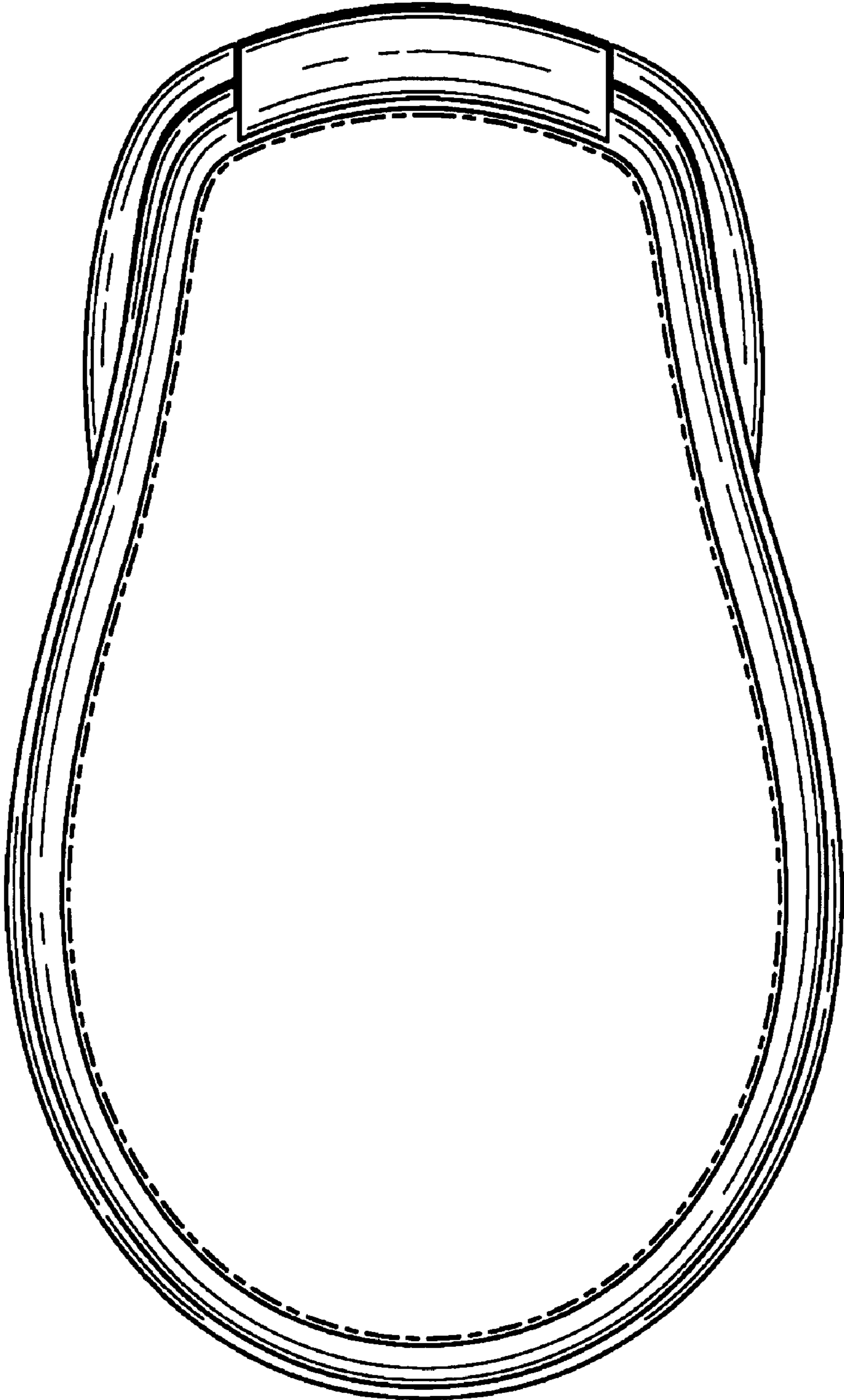


FIG. 7