



US00D540317S

(12) **United States Design Patent** (10) **Patent No.:** **US D540,317 S**
Nakajima (45) **Date of Patent:** **** Apr. 10, 2007**

(54) **PORTION OF A HANDSET**
(75) Inventor: **Shiho Nakajima**, Tokyo (JP)
(73) Assignee: **Nokia Corporation**, Espoo (FI)
(**) Term: **14 Years**

WO DM/064643 * 12/2003
WO DM/065553 2/2004
WO DM/065741 * 7/2004
WO DM/066167 12/2004
WO DM/066417 * 2/2005
WO DM/066429 * 3/2005
WO DM/066628 5/2005

(21) Appl. No.: **29/245,289**
(22) Filed: **Dec. 22, 2005**

Related U.S. Application Data

(62) Division of application No. 29/210,064, filed on Jul. 27, 2004, now Pat. No. Des. 518,459.

(30) **Foreign Application Priority Data**

Mar. 12, 2004 (FI) M20040041

(51) **LOC (8) Cl.** **14-03**
(52) **U.S. Cl.** **D14/248**
(58) **Field of Classification Search** D14/137,
D14/138, 147-148, 247-248, 144, 218, 341-347,
D14/191, 156, 496; 379/433.01-433.13,
379/434; 455/575.1, 566, 556.1; D21/517,
D21/329, 331; 345/169
See application file for complete search history.

(56) **References Cited**

U.S. PATENT DOCUMENTS

D342,762 S * 12/1993 Wing D21/331
5,500,643 A 3/1996 Grant
D369,807 S * 5/1996 Lloyd et al. D14/191
D381,022 S * 7/1997 Tattari D14/191
D383,798 S * 9/1997 Yokoi et al. D21/331
D384,071 S 9/1997 Guthan et al.
D388,783 S 1/1998 Harden et al.
D390,509 S 2/1998 Antzinas et al.
D392,971 S * 3/1998 Pisutha-Arnond et al. . D14/191
D432,511 S 10/2000 Eckholm

(Continued)

FOREIGN PATENT DOCUMENTS

WO DM/060792 6/2002

OTHER PUBLICATIONS

Nokia 7260 telephone, announced third quarter 2004, [online], [retrieved on Mar. 19, 2006]. Retrieved from Internet, <URL: http://www.gsmarena.com>.*

Nokia 6670 telephone, announced third quarter 2004, [online], [retrieved on Mar. 19, 2006]. Retrieved from Internet, <URL: http://www.gsmarena.com>.*

Nokia 7610 telephone, announced Mar. 2004, [online], [retrieved on Mar. 19, 2006]. Retrieved from Internet, <URL: http://www.gsmarena.com>.*

www.mobiletechnews.com, Nokia 7610 Introduced, posted Mar. 17, 2004, 3 pp including photo.

Primary Examiner—Jeffrey Asch
(74) *Attorney, Agent, or Firm*—Banner & Witcoff, Ltd.

(57) **CLAIM**

The ornamental design for a portion of a handset, as shown and described.

DESCRIPTION

FIG. 1 is a bottom plan view of a handset showing my new design;

FIG. 2 is a right side view thereof;

FIG. 3 is a front view thereof;

FIG. 4 is a left side view thereof;

FIG. 5 is a top plan view thereof;

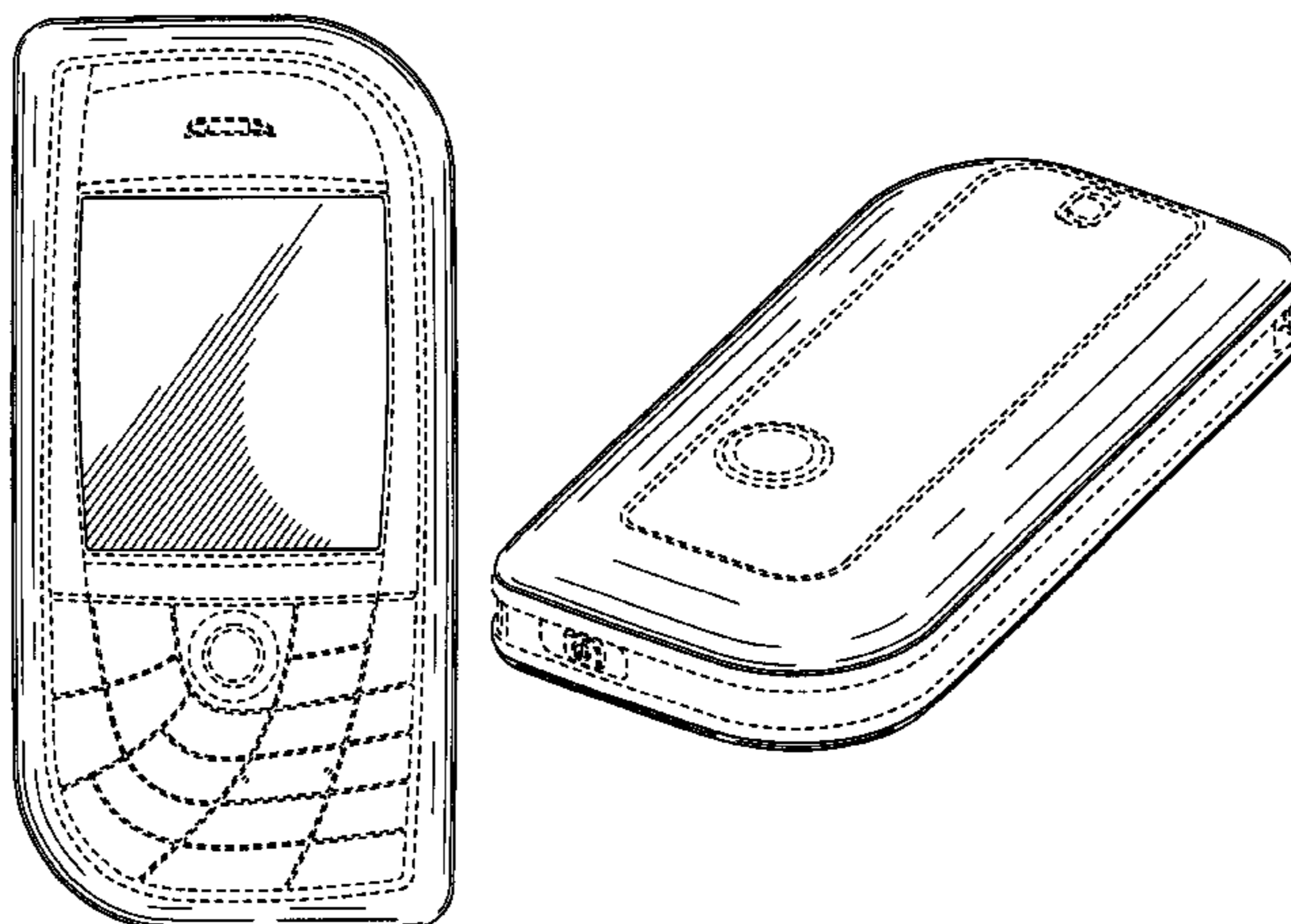
FIG. 6 is a rear view thereof;

FIG. 7 is a perspective front view thereof; and,

FIG. 8 is a perspective rear view thereof.

The broken line showing of the remainder of the handset is for illustrative purposes only and forms no part of the claimed design.

1 Claim, 3 Drawing Sheets



US D540,317 S

Page 2

U.S. PATENT DOCUMENTS

D437,002 S	*	1/2001	Wudtke et al.	D21/329	D497,160 S	10/2004	Nagao et al.		
D441,733 S		5/2001	De et al.		D497,602 S	10/2004	Huff		
D442,569 S	*	5/2001	Hanna et al.	D14/138	D499,710 S	12/2004	Chauhan		
D456,794 S		5/2002	Laverick et al.		D502,157 S	2/2005	Kim et al.		
6,480,377 B2		11/2002	Genest et al.		D502,159 S	2/2005	Chan et al.		
D470,843 S		2/2003	Horiki		D502,160 S	2/2005	Chen et al.		
D472,225 S		3/2003	Griffin		D502,455 S	3/2005	Brandis et al.		
D477,596 S		7/2003	Hayes		D502,456 S	3/2005	Huang		
D478,882 S		8/2003	Peng et al.		D502,933 S	3/2005	Munstermann		
D479,514 S		9/2003	Chan		D503,162 S	3/2005	Kagami et al.		
D487,572 S		3/2004	Munstermann		D504,691 S	*	5/2005	Ohno D14/496	
D490,793 S		6/2004	Tsai et al.		D505,428 S	*	5/2005	Yagihashi D14/496	
D492,276 S		6/2004	Walliser et al.		D505,934 S		6/2005	Gonser	
D494,561 S		8/2004	Kagami et al.		D514,080 S	*	1/2006	Chauhan D14/138	
D494,949 S		8/2004	Arnholt et al.		D514,588 S	*	2/2006	Sassano D14/496	
D494,950 S		8/2004	Keunecke		2004/0180703 A1		9/2004	Kim et al.	
D496,640 S		9/2004	Seo		2004/0204025 A1		10/2004	Siddiqui	
D496,654 S		9/2004	Burroughs		2004/0204060 A1		10/2004	Makinouchi et al.	
D496,921 S		10/2004	Hwang						

* cited by examiner

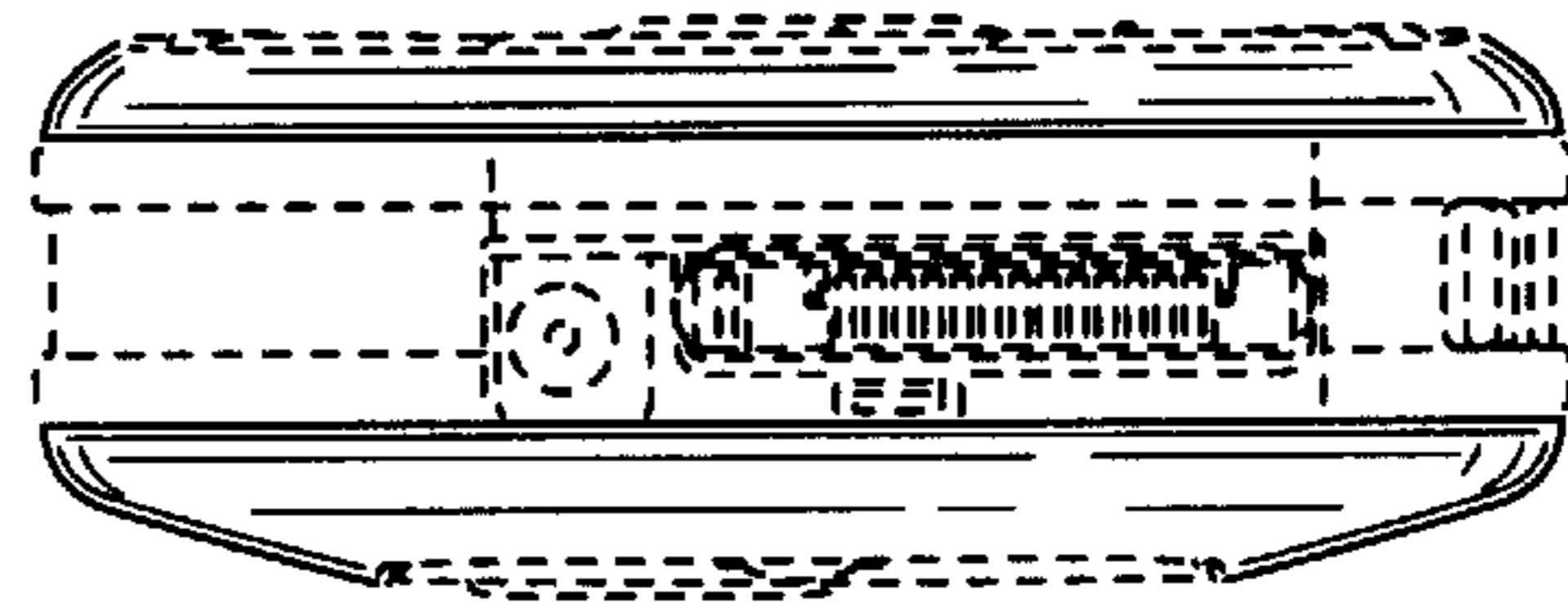


FIG. 1

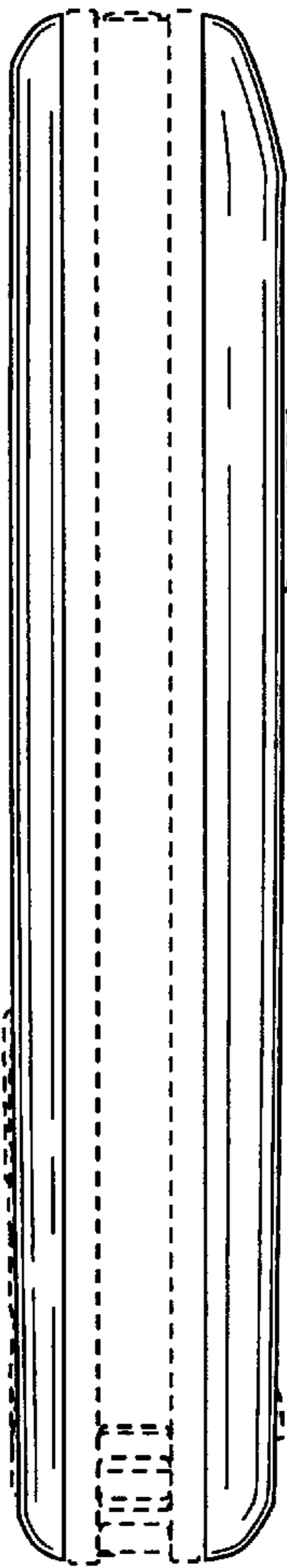


FIG. 2

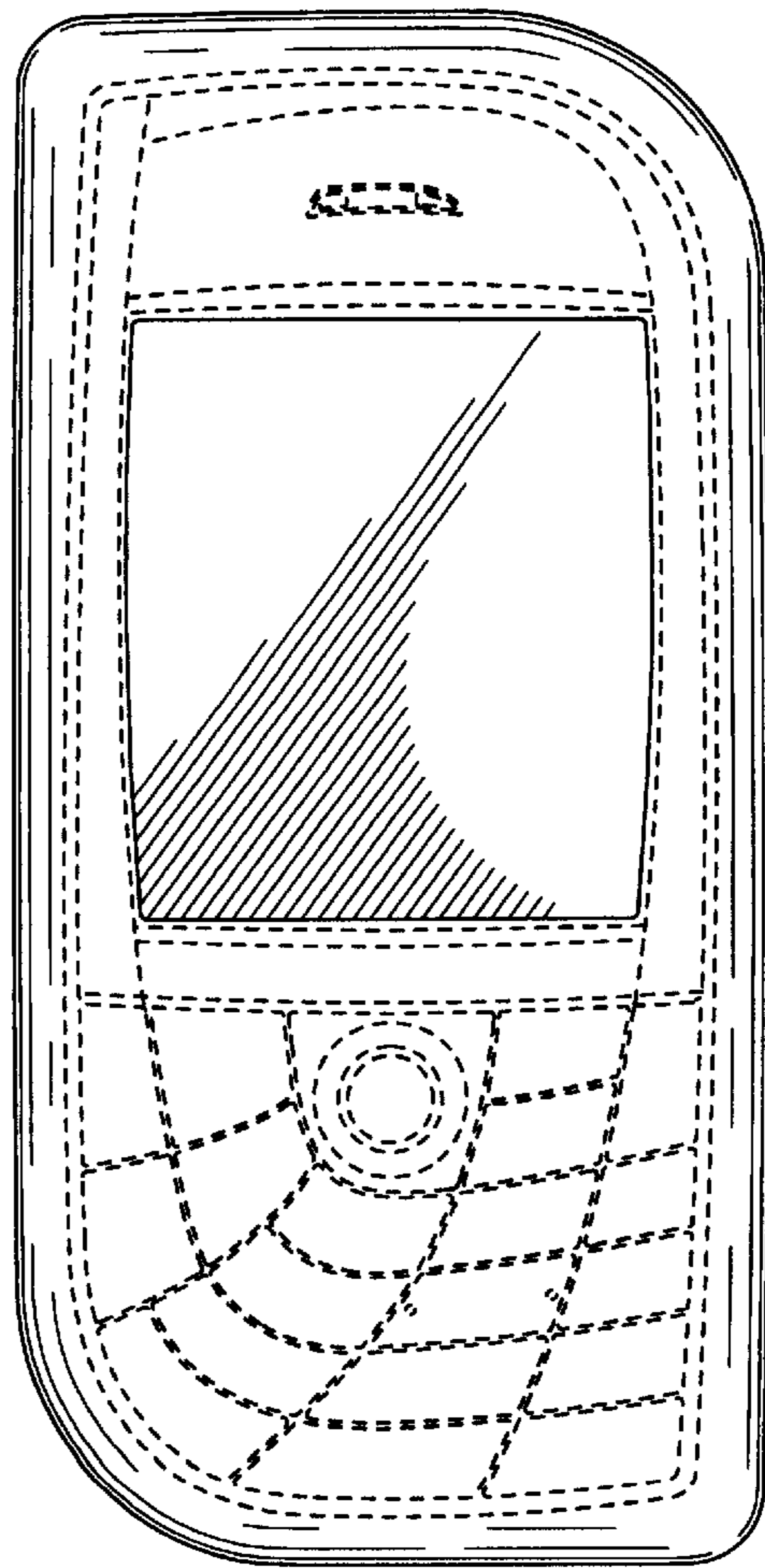


FIG. 3

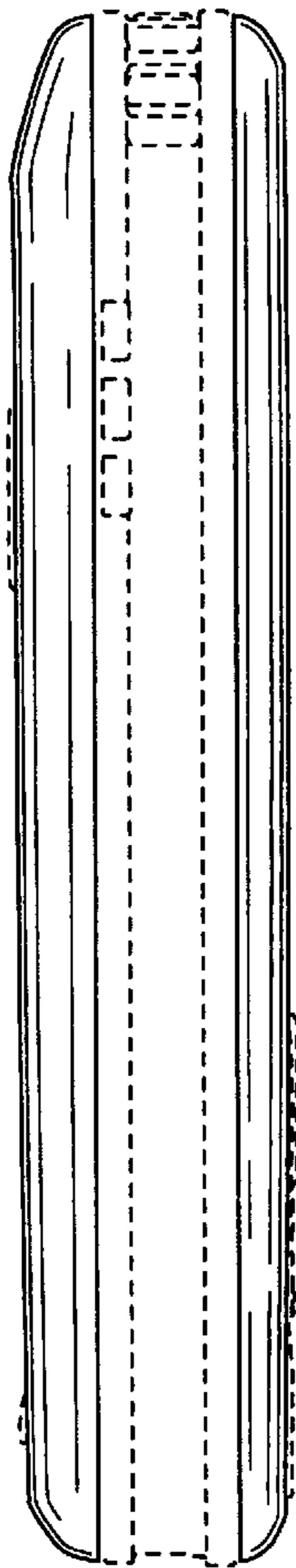


FIG. 4

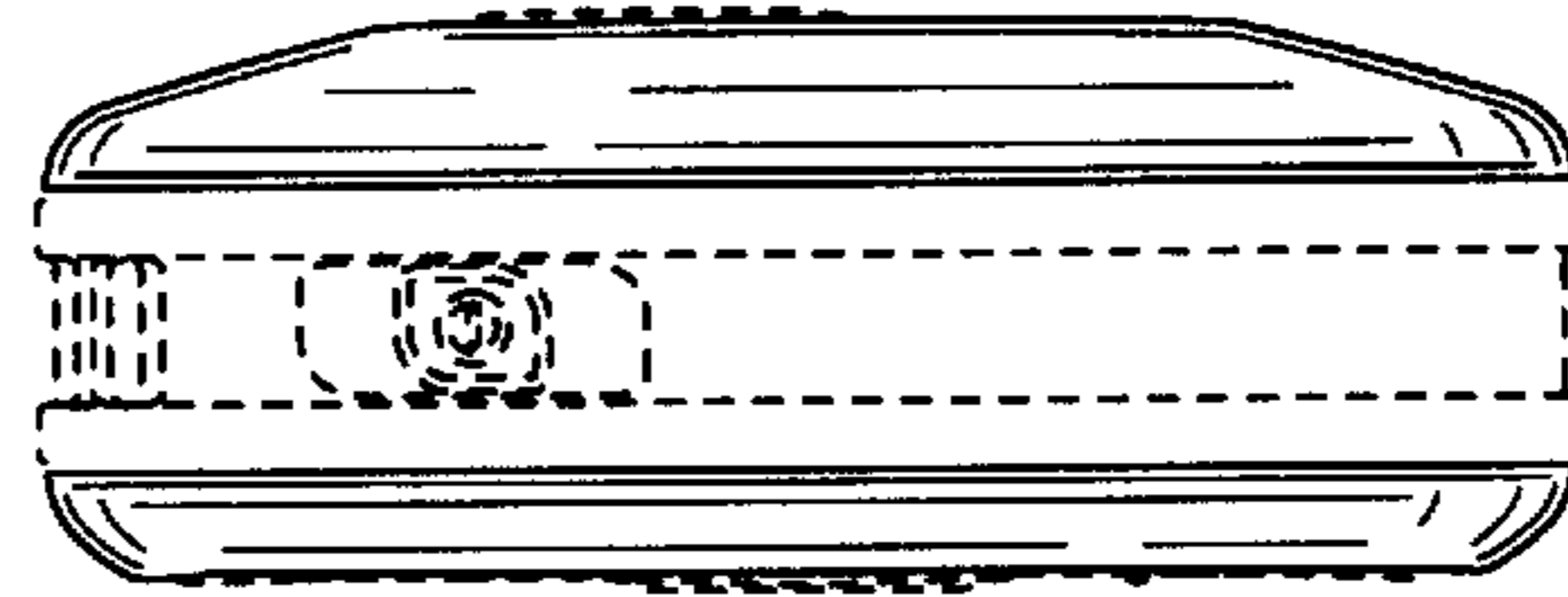


FIG. 5

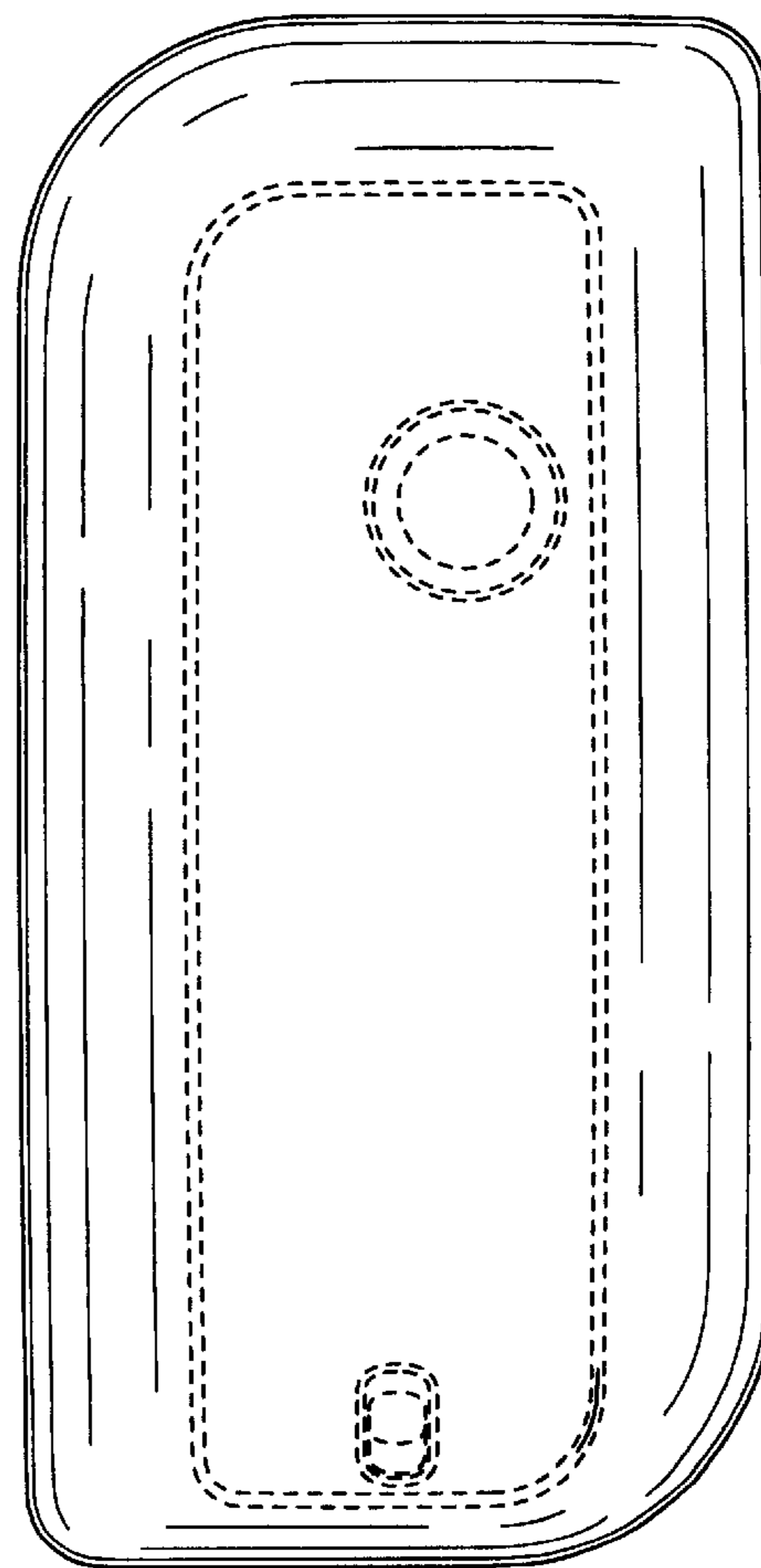


FIG. 6

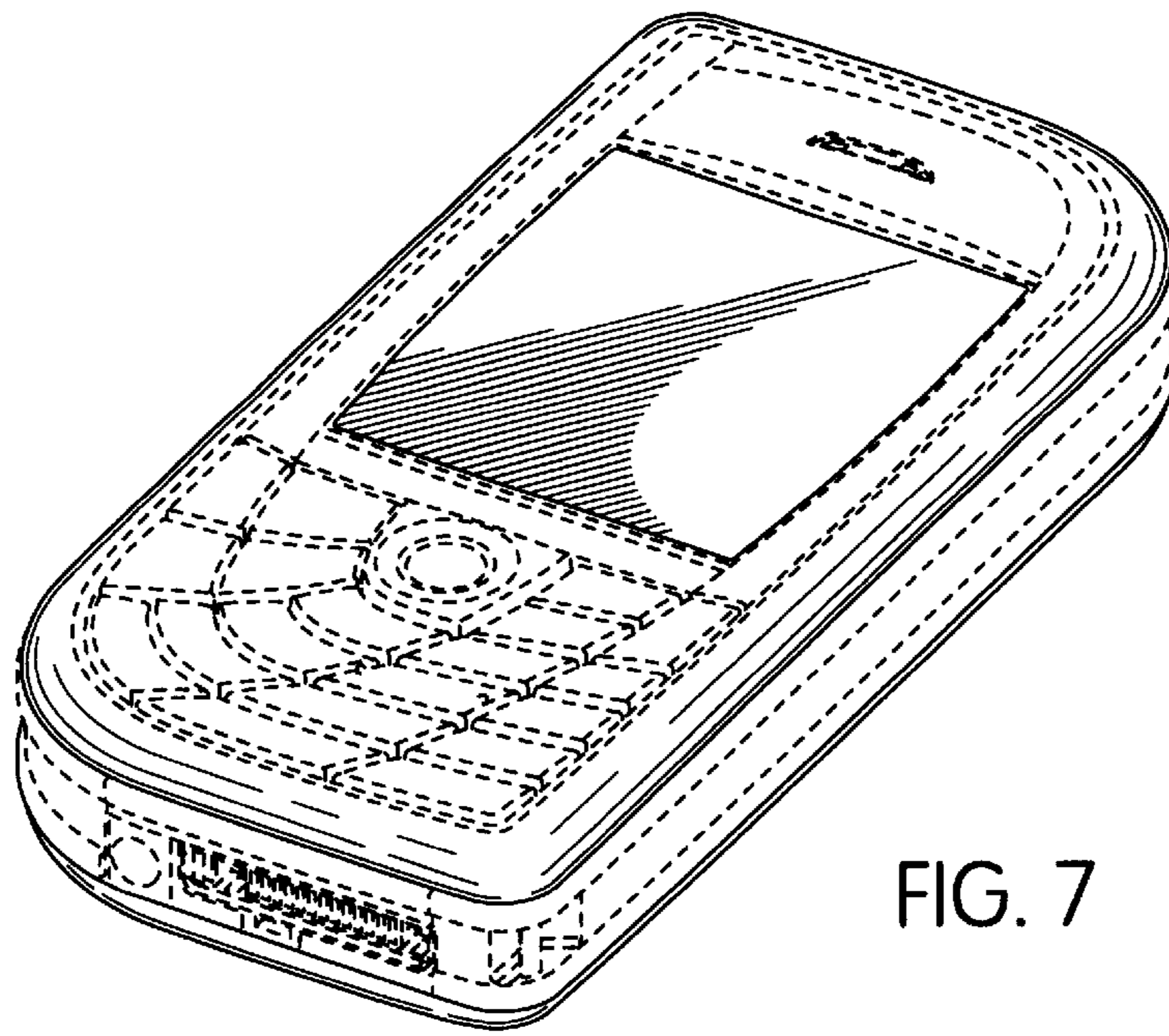


FIG. 7

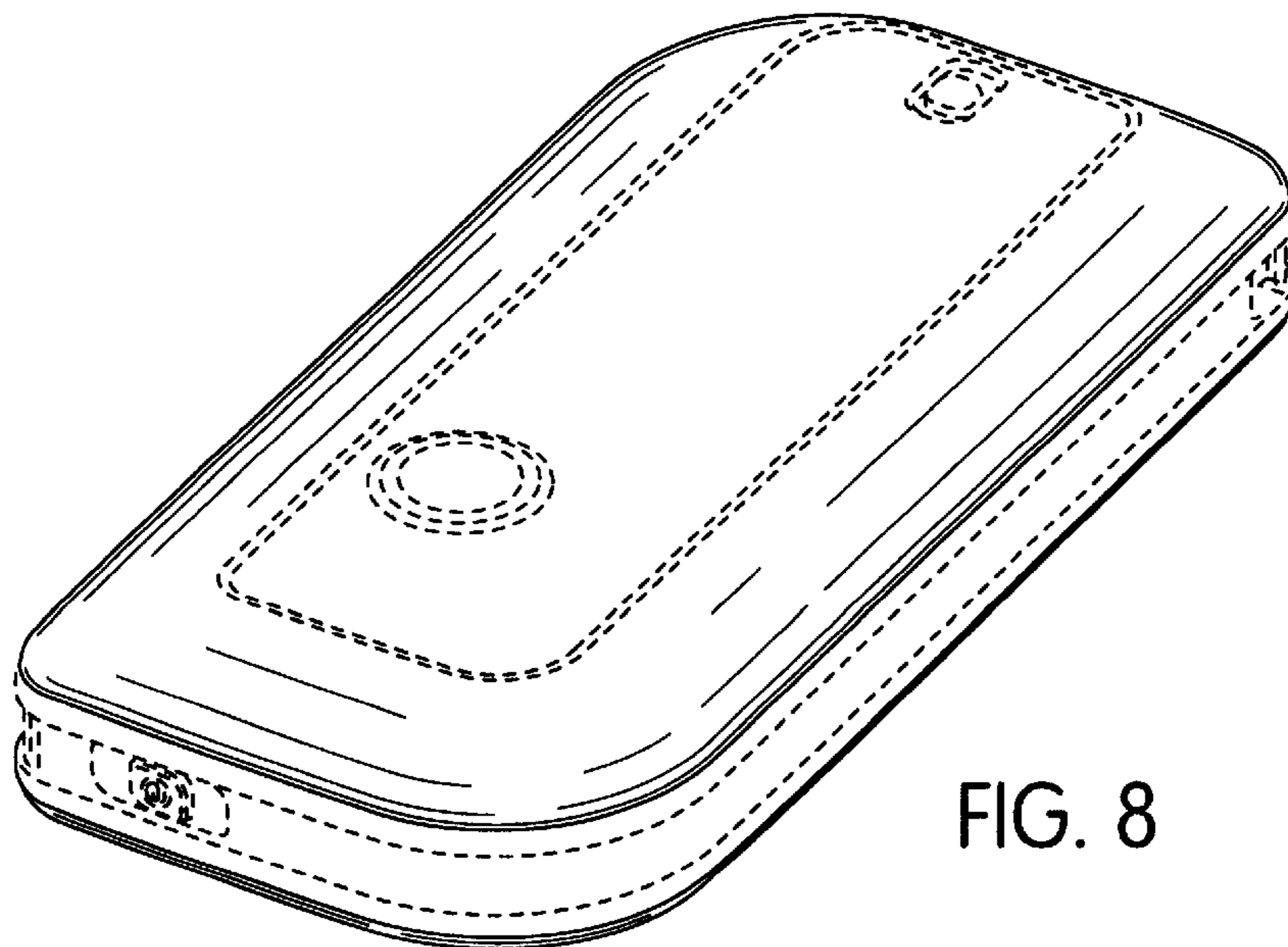


FIG. 8