

US00D540316S

(12) **United States Design Patent**  
**Hering**

(10) **Patent No.:** **US D540,316 S**  
(45) **Date of Patent:** **\*\* Apr. 10, 2007**

(54) **FRONT COVER PORTION OF A COMMUNICATOR**

(75) Inventor: **Jean-Marc Hering**, Salo (FI)

(73) Assignee: **Nokia Corporation**, Espoo (FI)

(\*\*) Term: **14 Years**

(21) Appl. No.: **29/224,329**

(22) Filed: **Mar. 1, 2005**

(30) **Foreign Application Priority Data**

Sep. 2, 2004 (FI) ..... M20040137

(51) **LOC (8) Cl.** ..... **14-03**

(52) **U.S. Cl.** ..... **D14/248**

(58) **Field of Classification Search** ..... D14/137,  
D14/138, 147-148, 247-248, 144, 218, 341-347,  
D14/455, 456; 379/433.01-433.13, 434;  
455/575.1, 566, 556.1; D21/517, 329, 331;  
345/169

See application file for complete search history.

(56) **References Cited**

**U.S. PATENT DOCUMENTS**

- 5,189,632 A \* 2/1993 Paajanen et al. .... 708/109
- 5,414,444 A \* 5/1995 Britz ..... 345/156
- D377,341 S \* 1/1997 Imai et al. .... D14/343
- 5,703,947 A \* 12/1997 Hino et al. .... 379/419
- D390,541 S \* 2/1998 Chiba ..... D14/345
- D392,968 S 3/1998 Johansson
- D395,431 S \* 6/1998 Harris et al. .... D14/138
- D398,307 S \* 9/1998 Collins ..... D14/144
- D408,397 S \* 4/1999 Renard ..... D14/138

(Continued)

**FOREIGN PATENT DOCUMENTS**

- EM 000221544-0001 11/2004
- EM 000221544-0002 11/2004
- EM 000221544-0003 11/2004
- EM 000221544-0004 11/2004

- EM 000221544-0005 11/2004
- EM 000221544-0006 11/2004
- EM 000221544-0007 11/2004
- EM 000221544-0008 11/2004
- WO DM/062301 1/2003

**OTHER PUBLICATIONS**

BenQ-Siemens M81 telephone, announced Jun. 2006, [online], [retrieved on Jun. 27, 2006]. Retrieved from Internet ,URL: <http://www.gsmarena.com>>.\*

Sendo S360 telephone, announced 4th Quarter 2004, [online], [retrieved on Jun. 27, 2006]. Retrieved from Internet ,URL: <http://www.gsmarena.com>>.\*

*Primary Examiner*—Jeffrey Asch

(74) *Attorney, Agent, or Firm*—Banner & Witcoff, Ltd.

(57) **CLAIM**

The ornamental design for a front cover portion of a communicator, as shown and described.

**DESCRIPTION**

FIG. 1 is a bottom plan view of a front cover portion of a communicator showing my design within an environment of a remainder of a communicator;

FIG. 2 is a right side view thereof;

FIG. 3 is a front view thereof;

FIG. 4 is a left side view thereof;

FIG. 5 is a top plan view thereof;

FIG. 6 is a perspective front view thereof;

FIG. 7 is a bottom plan view of a front cover of a communicator showing my new design illustrating a front cover in isolation;

FIG. 8 is a right side view thereof;

FIG. 9 is a front view thereof;

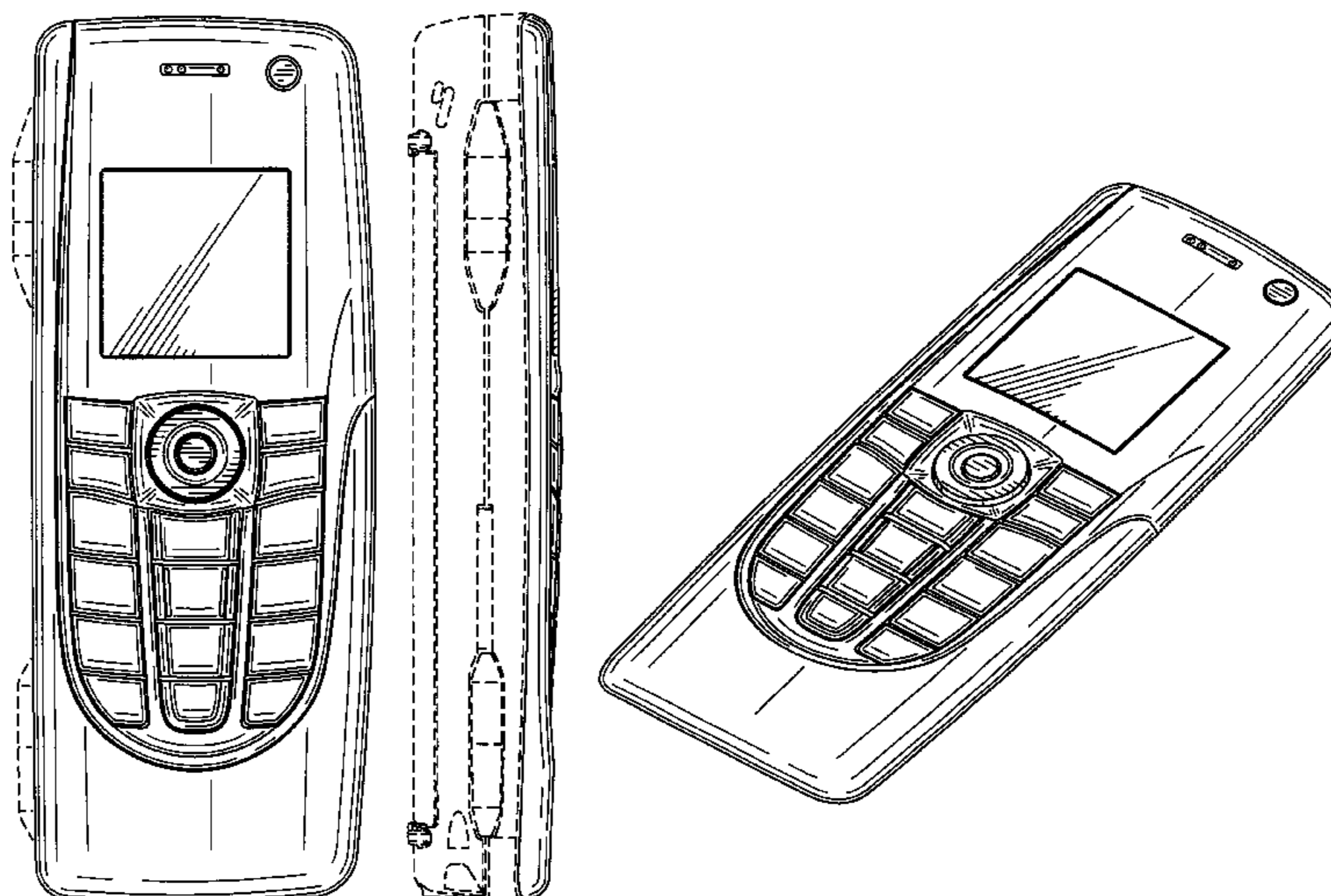
FIG. 10 is a left side view thereof;

FIG. 11 is a top plan view thereof; and,

FIG. 12 is a perspective front view thereof.

The broken line showing in FIGS. 1-6 of the remainder of the communicator is for illustrative purposes only and forms no part of the claimed design.

**1 Claim, 4 Drawing Sheets**



# US D540,316 S

Page 2

---

## U.S. PATENT DOCUMENTS

D413,597 S	*	9/1999	Oba .....	D14/144	D498,735 S	*	11/2004	Chen et al. ....	D14/138
D416,255 S		11/1999	Johansson et al.		D498,752 S	*	11/2004	Kagami et al. ....	D14/248
D417,657 S	*	12/1999	Matsumoto .....	D14/343	D501,470 S	*	2/2005	Yau et al. ....	D14/248
D426,218 S	*	6/2000	Abed et al. ....	D14/138	D514,540 S	*	2/2006	Lai et al. ....	D14/138
D426,219 S	*	6/2000	Gulino et al. ....	D14/138	D514,542 S	*	2/2006	Bertrand et al. ....	D14/138
D447,740 S		9/2001	Johansson		D515,530 S	*	2/2006	Gonser .....	D14/138
D459,717 S		7/2002	Bohne		D515,543 S	*	2/2006	Shintani .....	D14/138
6,445,932 B1	*	9/2002	Soini et al. ....	455/556.1	D519,094 S	*	4/2006	Helin .....	D14/138
6,487,396 B1	*	11/2002	Sassi .....	455/90.1	2004/0058720 A1	*	3/2004	Kubo et al. ....	455/575.1
6,725,064 B1	*	4/2004	Wakamatsu et al. ....	455/566	2004/0198248 A1	*	10/2004	Krenz et al. ....	455/90.1
D494,561 S	*	8/2004	Kagami et al. ....	D14/138	2005/0250562 A1	*	11/2005	Carroll .....	455/575.3
D495,687 S		9/2004	Arbisi		2006/0073859 A1	*	4/2006	Chou .....	455/575.4
D496,642 S	*	9/2004	Harries et al. ....	D14/138					

\* cited by examiner

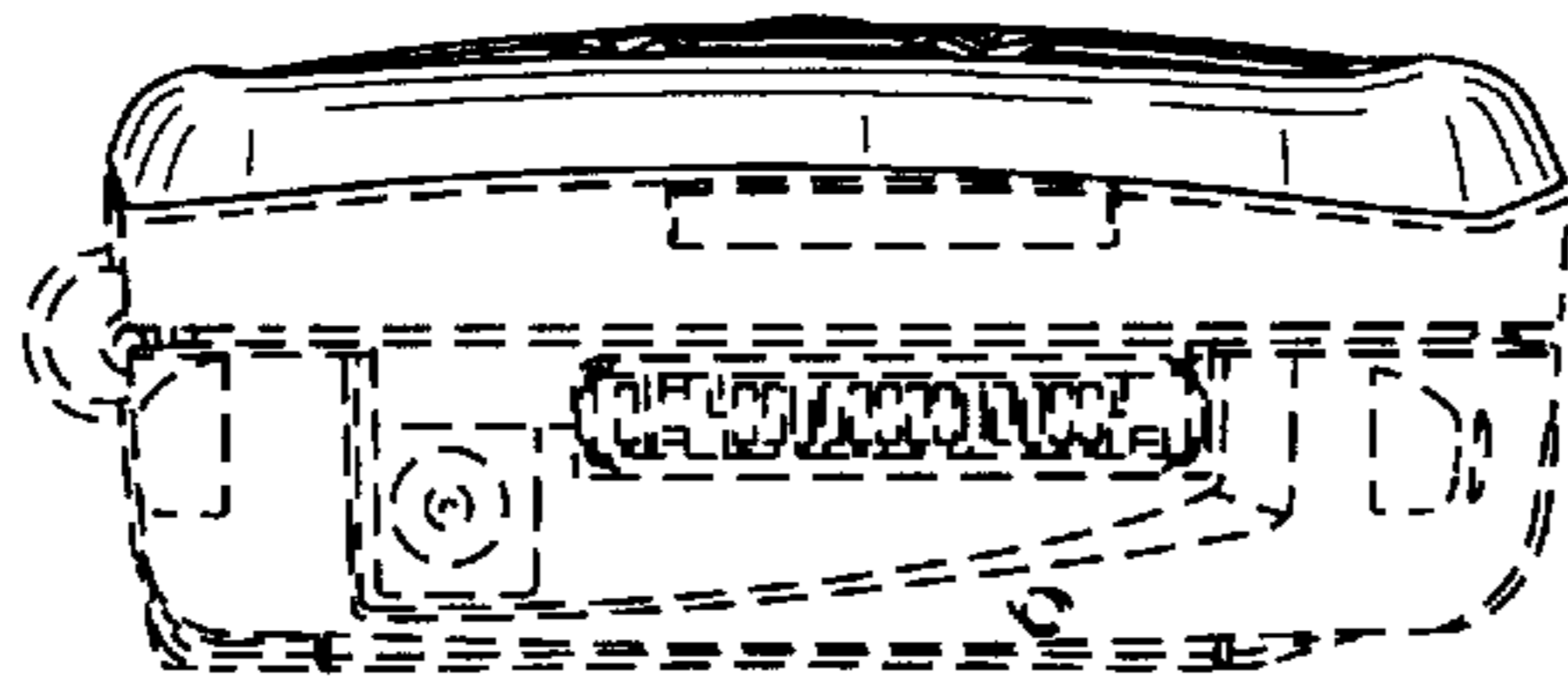


FIG. 1

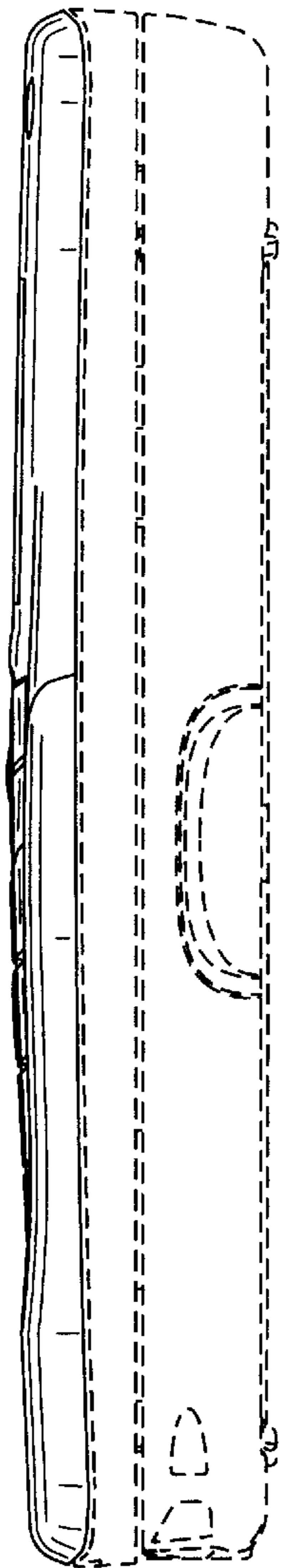


FIG. 2

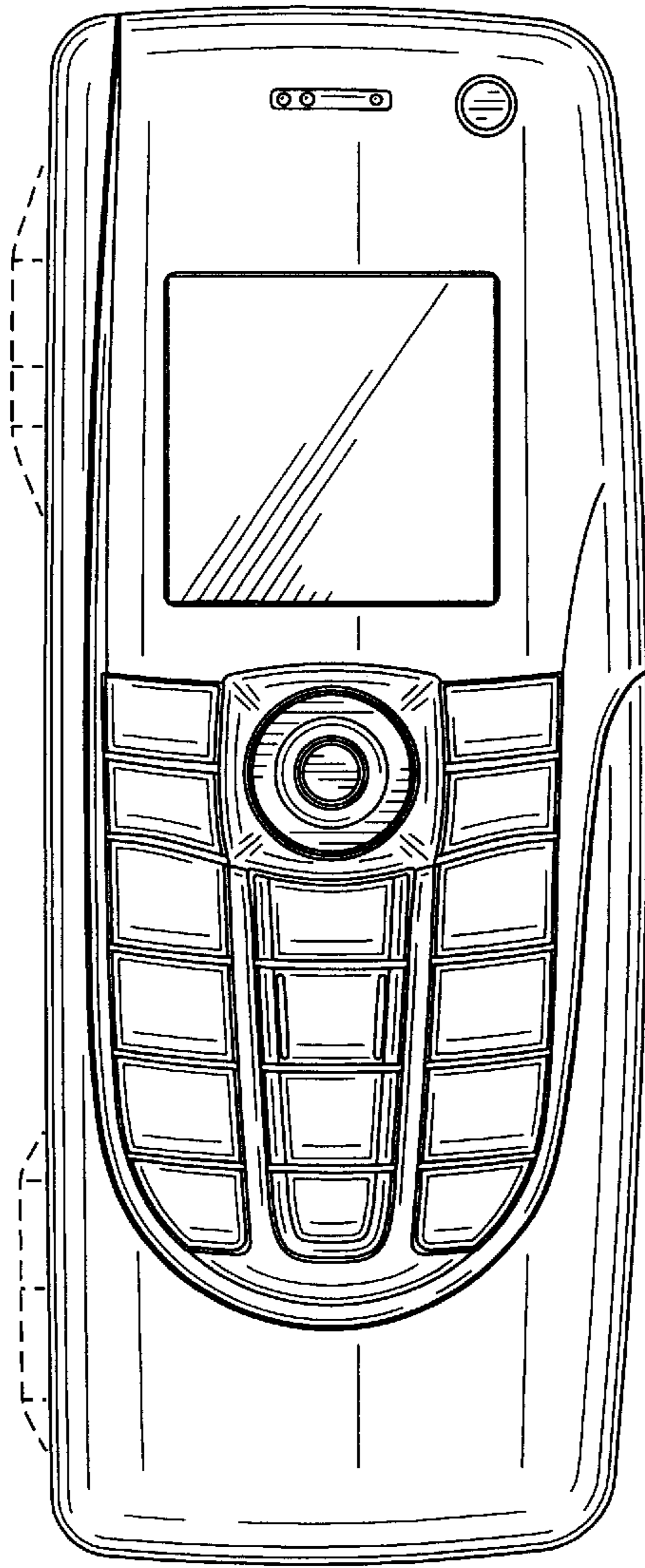


FIG. 3

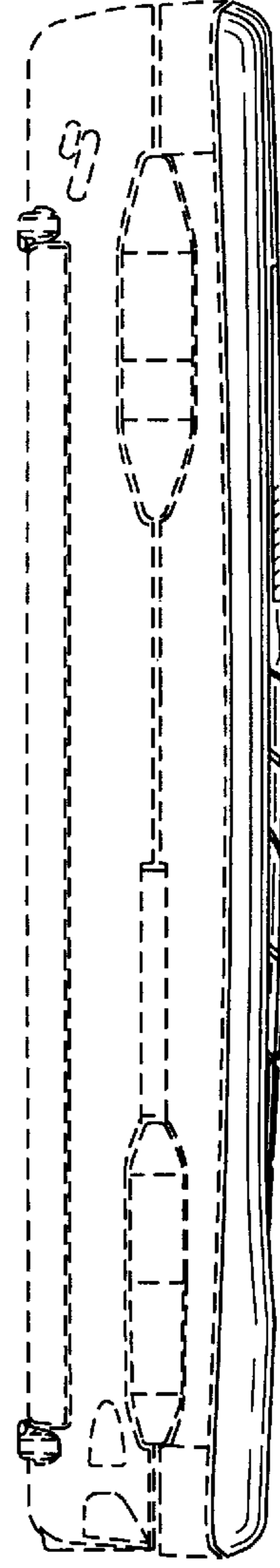


FIG. 4

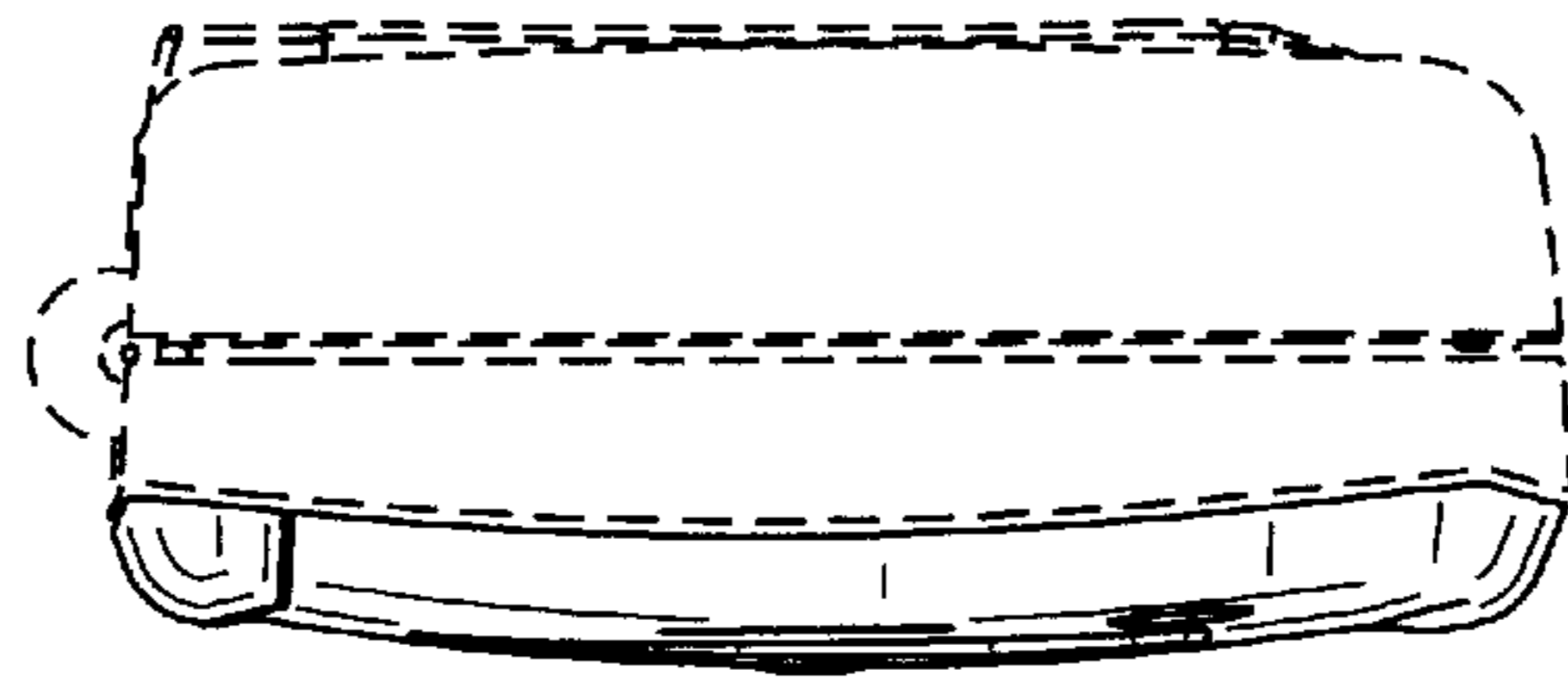


FIG. 5

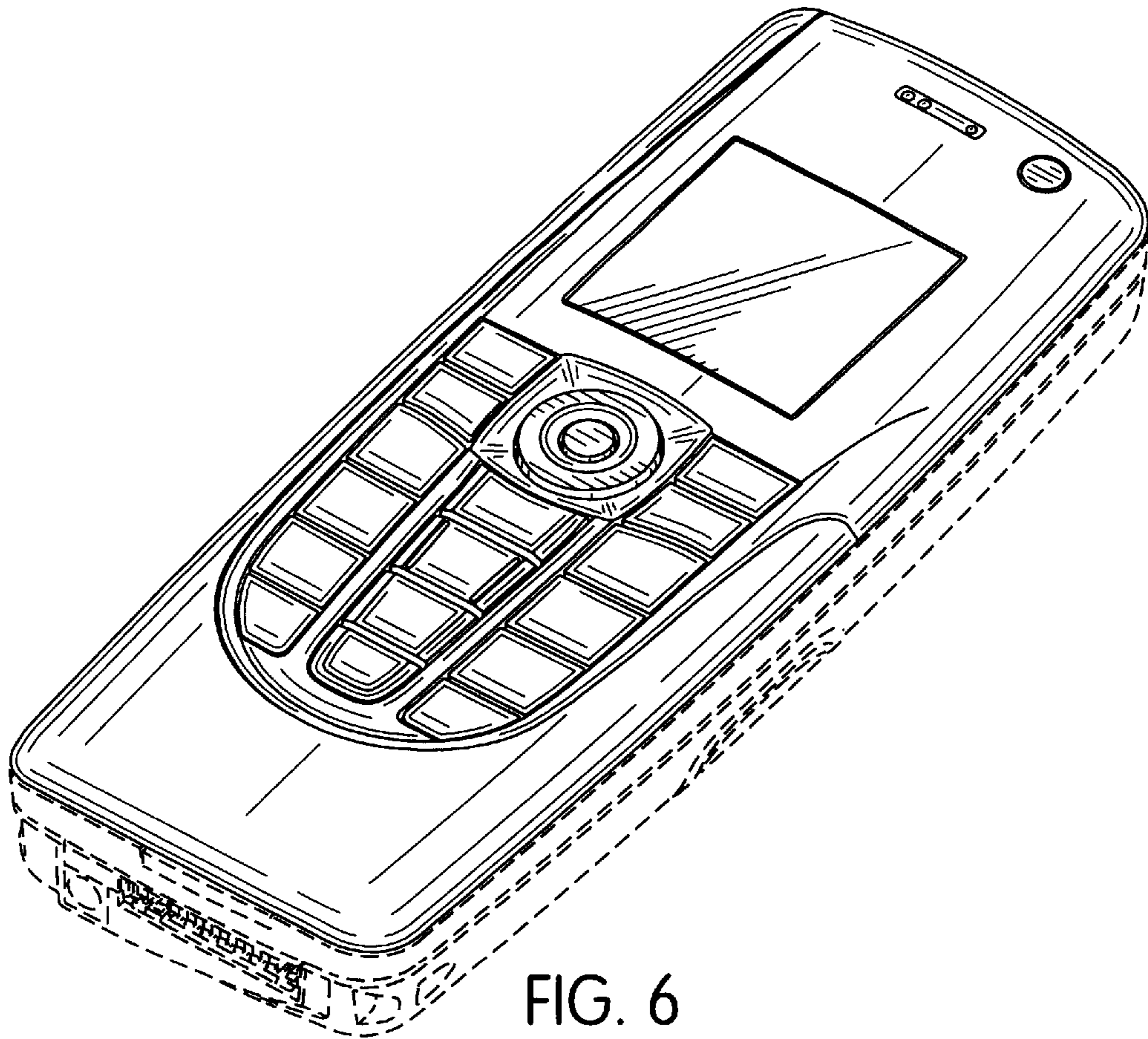


FIG. 6

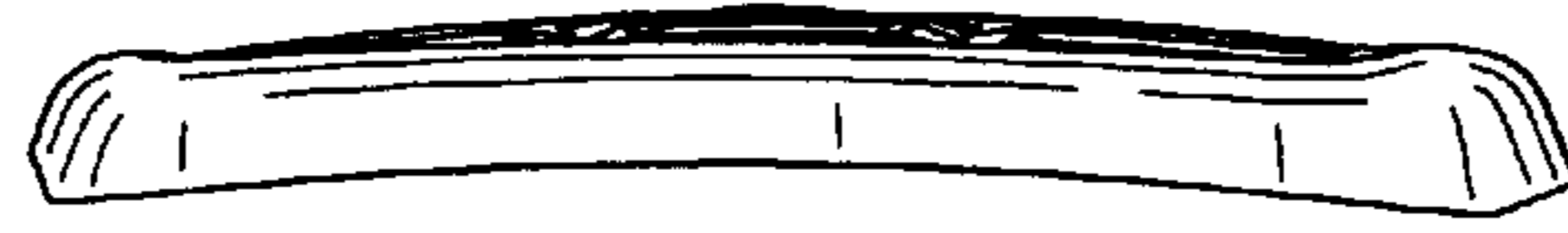


FIG. 7



FIG. 8

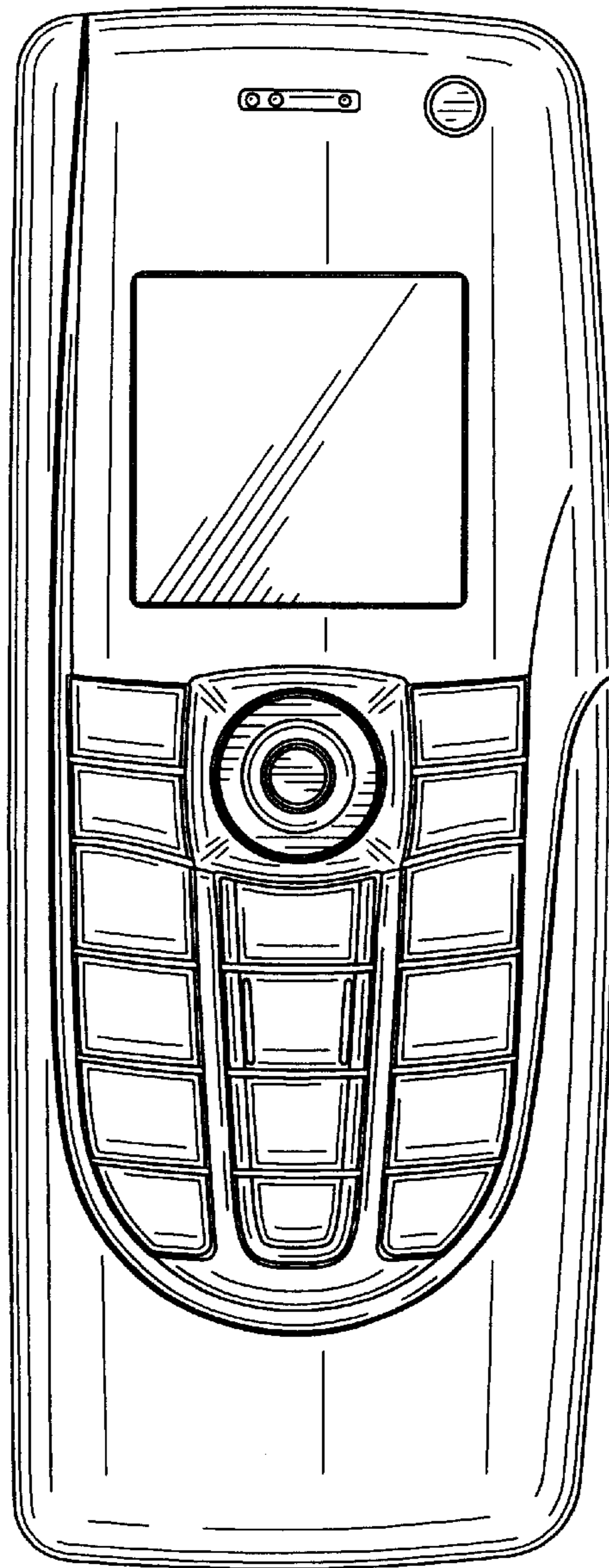


FIG. 9



FIG. 10




FIG. 11

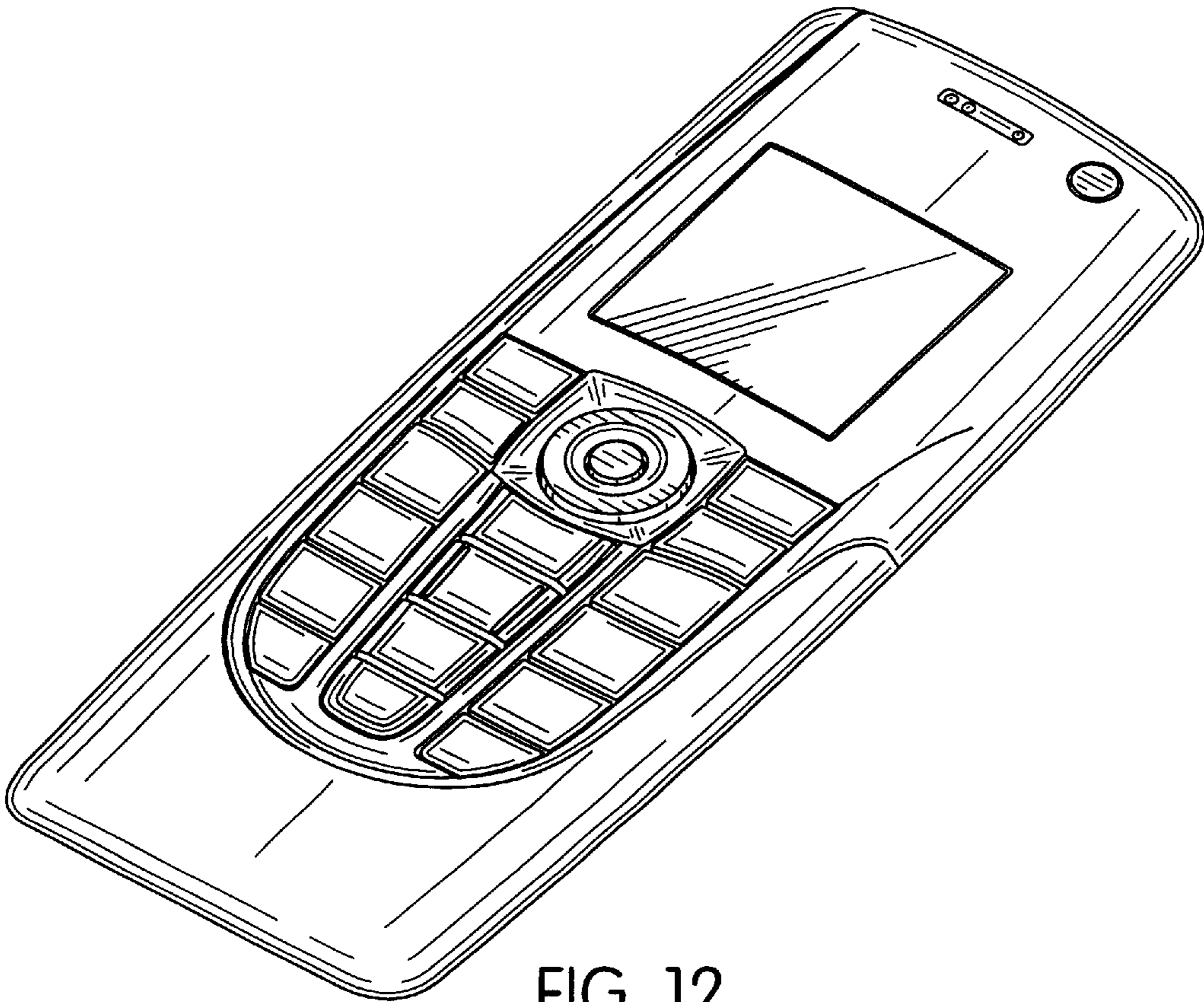


FIG. 12