

US00D540313S

(12) **United States Design Patent**
Rausch et al.

(10) **Patent No.:** **US D540,313 S**

(45) **Date of Patent:** **** Apr. 10, 2007**

(54) **MICROPHONE BOOM FOR A COMMUNICATIONS HEADSET**

(75) Inventors: **Kevin Rausch**, Aptos, CA (US); **Matt Bentley**, Scotts Valley, CA (US)

(73) Assignee: **Plantronics, Inc.**, Santa Cruz, CA (US)

(**) Term: **14 Years**

(21) Appl. No.: **29/257,624**

(22) Filed: **Apr. 6, 2006**

(51) **LOC (8) Cl.** **14-01**

(52) **U.S. Cl.** **D14/225**

(58) **Field of Classification Search** D14/205,
D14/206, 223, 225, 227, 228; 181/22, 129,
181/130; 379/430, 433; 381/381, 380, 370,
381/375, 382

See application file for complete search history.

(56) **References Cited**

U.S. PATENT DOCUMENTS

3,548,118	A	*	12/1970	Hutchings	379/430
D233,444	S	*	10/1974	Christian	D14/206
4,926,961	A	*	5/1990	Gathey et al.	181/22
D366,045	S	*	1/1996	Hirschhorn	D14/228
D385,885	S	*	11/1997	Liao	D14/227
D447,472	S	*	9/2001	McGugan	D14/225
6,560,346	B2	*	5/2003	Ohta et al.	381/382

D497,156	S	*	10/2004	Bauman et al.	D14/225
D504,419	S	*	4/2005	Bey et al.	D14/223
D505,413	S	*	5/2005	Skulley et al.	D14/223
D518,479	S	*	4/2006	Skulley	D14/225

* cited by examiner

Primary Examiner—Paula A. Greene

(57) **CLAIM**

The ornamental design for a microphone boom for a communications headset, as shown and described.

DESCRIPTION

This application is related to U.S. design patent application Ser. No. 29/257,637 filed concurrently herewith.

FIG. 1 is a lower rear side perspective view of a microphone boom for a communications headset showing our new design;

FIG. 2 is a top plan view thereof;

FIG. 3 is a bottom plan view thereof;

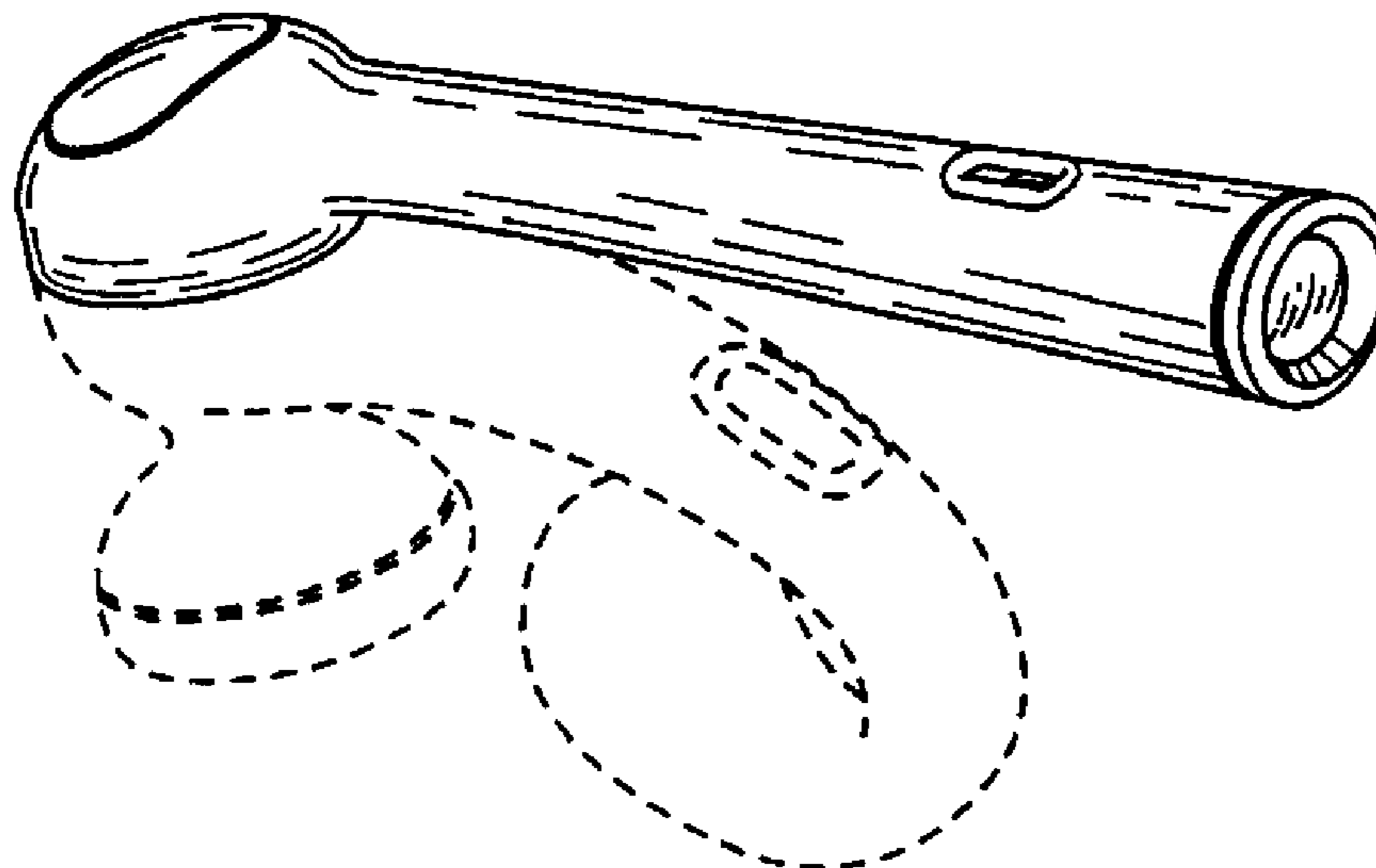
FIG. 4 is an elevation view of a first side thereof;

FIG. 5 is an elevation view of a second side thereof; and,

FIG. 6 is an elevation view of third side opposite to the second side thereof.

The ornamental design that is claimed is shown in solid lines in the drawings. The broken line outline of a communications headset is shown in the drawings for environmental purposes only, and forms no part of the claimed design.

1 Claim, 2 Drawing Sheets



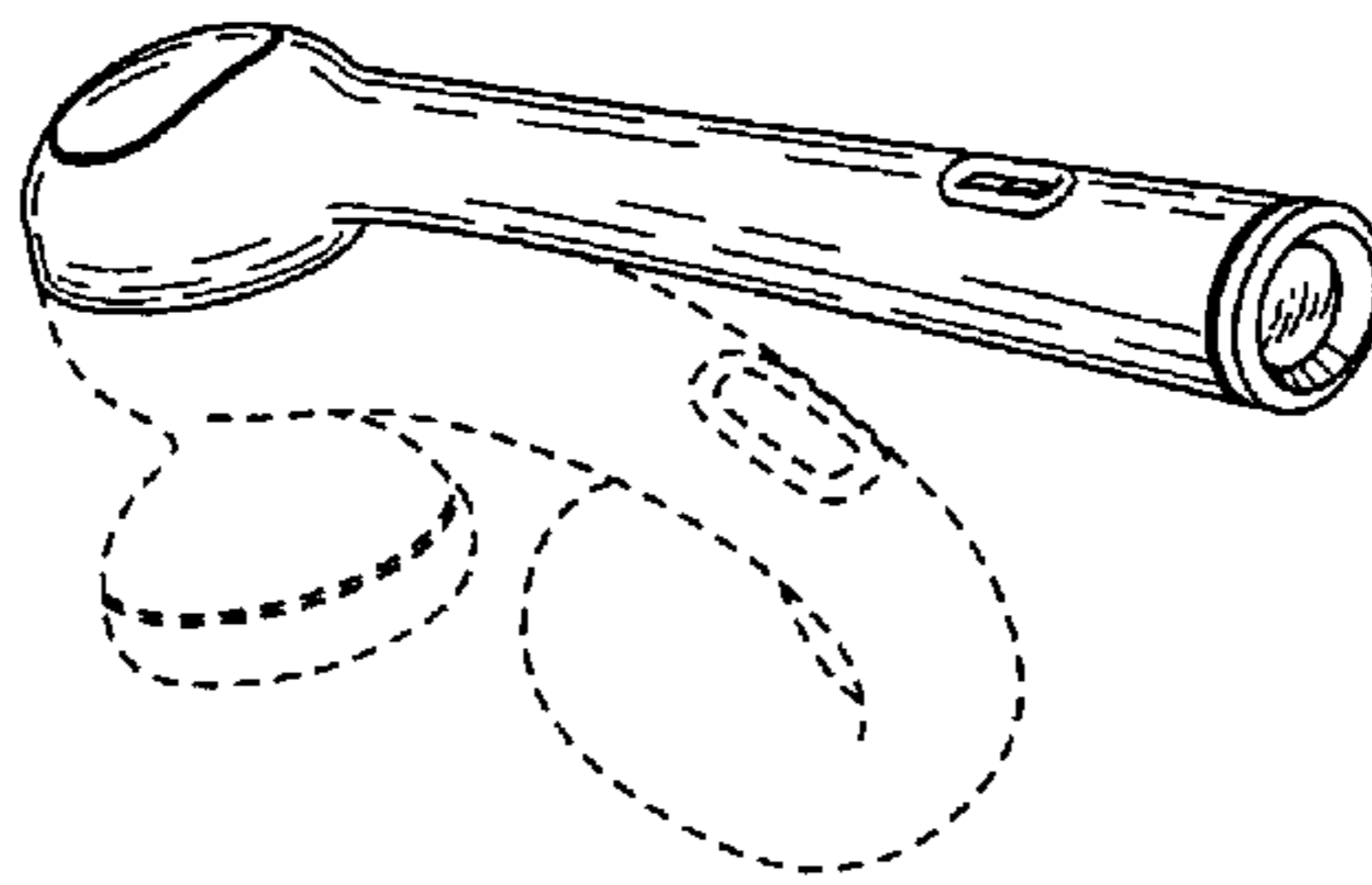


FIG. 1

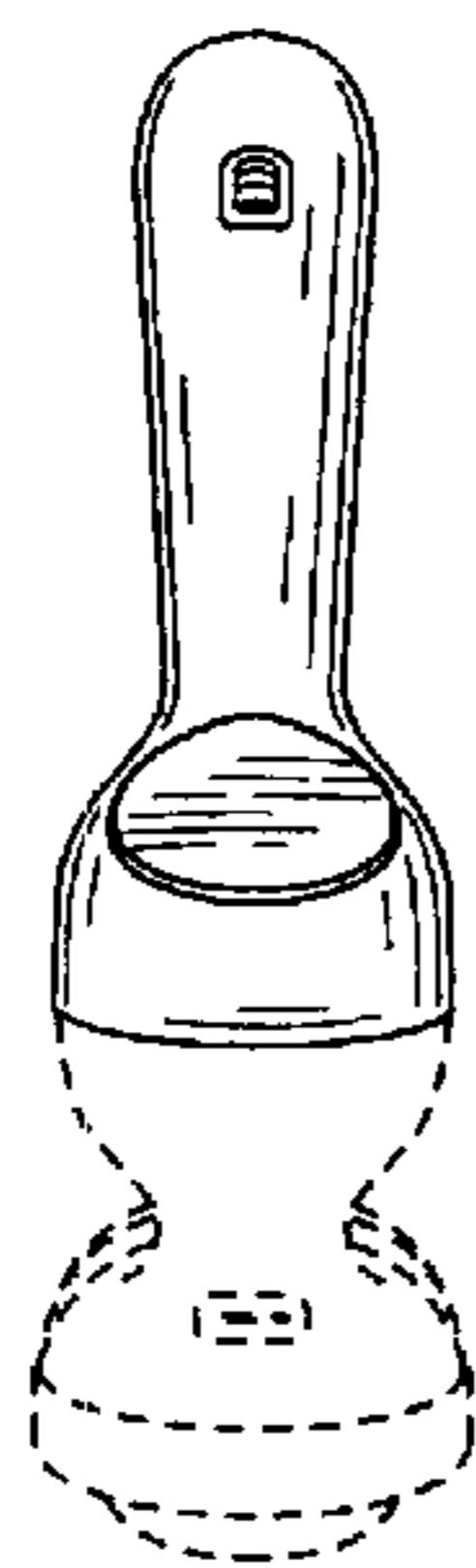


FIG. 2



FIG. 3

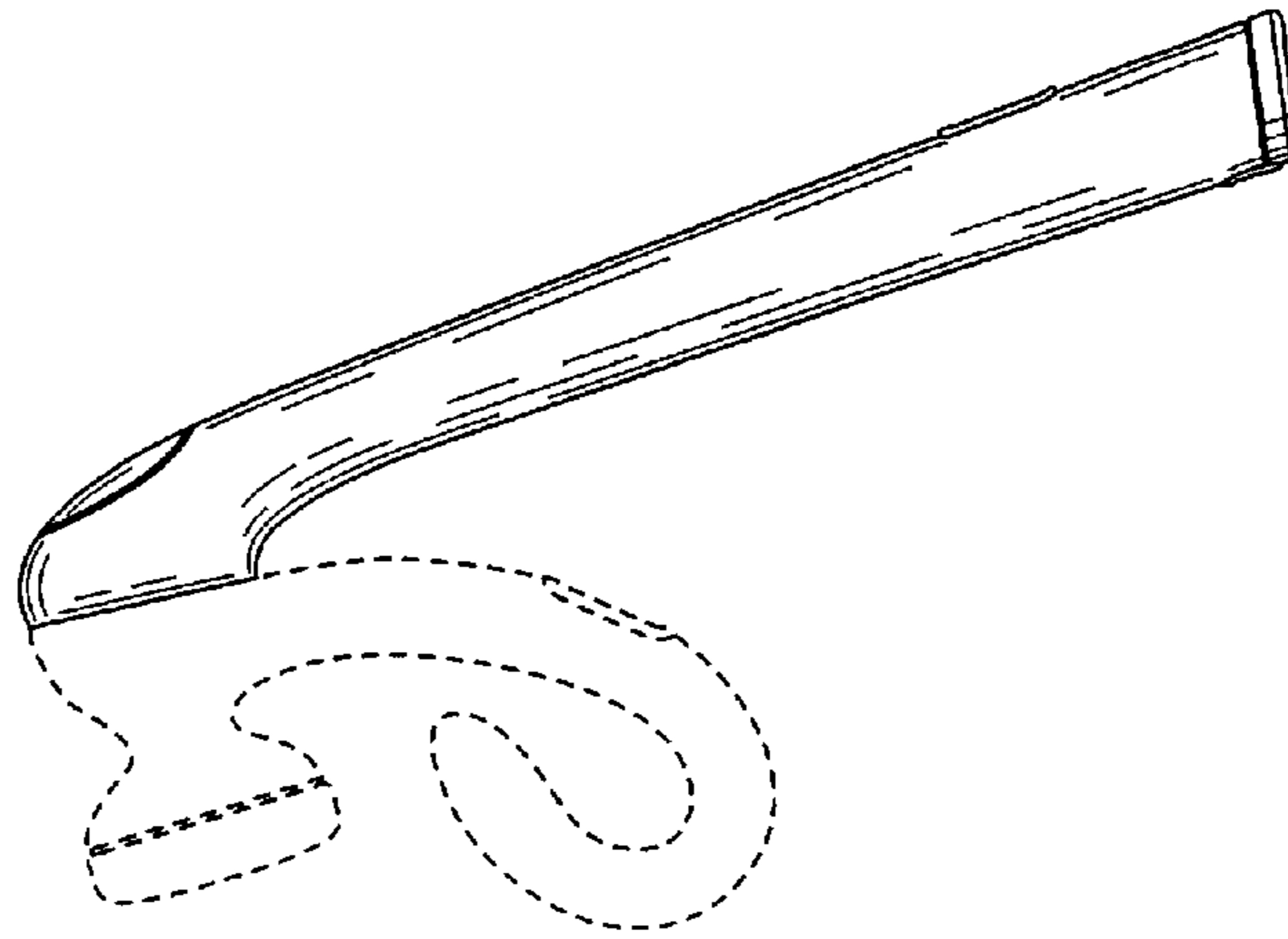


FIG. 4

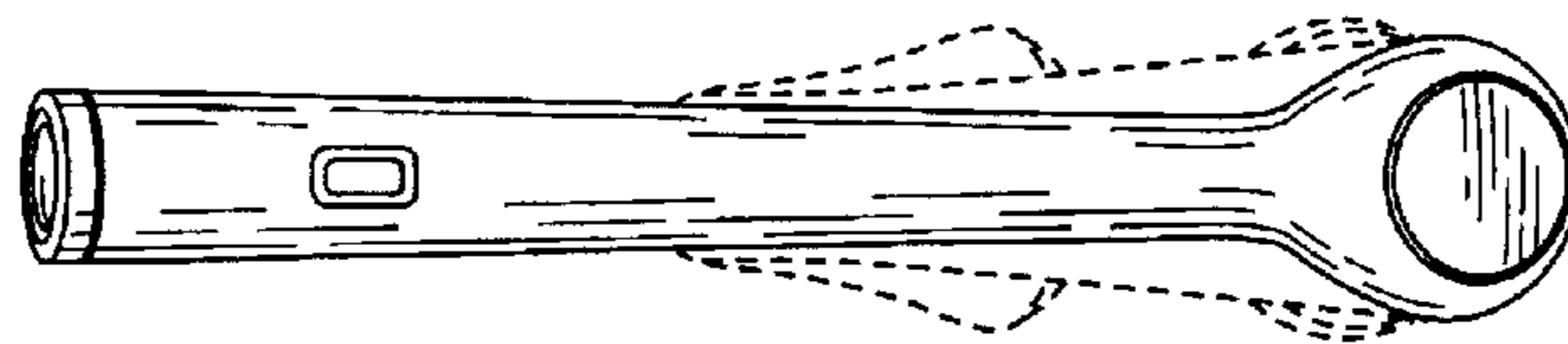


FIG. 5

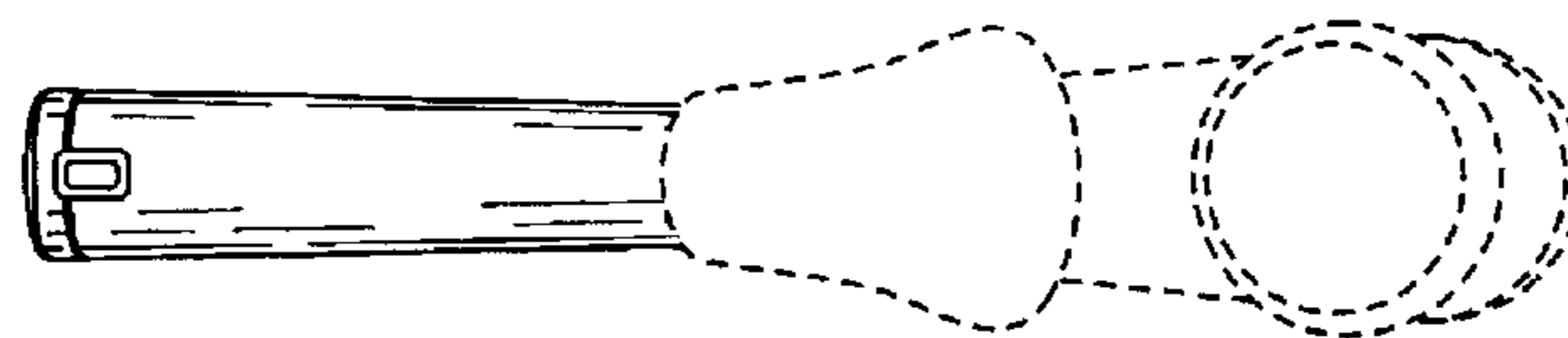


FIG. 6