



US00D540310S

(12) **United States Design Patent**
Yuyama

(10) **Patent No.:** **US D540,310 S**
(45) **Date of Patent:** **** Apr. 10, 2007**

(54) **SPEAKER BOX**

FOREIGN PATENT DOCUMENTS

(75) Inventor: **Yasuo Yuyama**, Tokyo (JP)
(73) Assignee: **Sony Corporation**, Tokyo (JP)
(**) Term: **14 Years**

| | | |
|----|------------|---------|
| JP | D1143983 S | 6/2002 |
| JP | D1143984 S | 6/2002 |
| JP | D1174515 S | 6/2003 |
| JP | D1174516 S | 6/2003 |
| JP | D1200349 S | 3/2004 |
| JP | D1202260 S | 4/2004 |
| JP | D1225136 S | 12/2004 |

(21) Appl. No.: **29/254,448**

* cited by examiner

(22) Filed: **Feb. 24, 2006**

(30) **Foreign Application Priority Data**

Primary Examiner—Nanda Bondade
(74) *Attorney, Agent, or Firm*—Rader, Fishman & Grauer PLLC

Sep. 9, 2005 (JP) D2005-026115

(51) **LOC (8) Cl.** **14-01**

(57) **CLAIM**

(52) **U.S. Cl.** **D14/214**

The ornamental design for a speaker box, as shown.

(58) **Field of Classification Search** D14/204,
D14/209–216; 181/143–144, 147–148, 150,
181/157, 198–199, 151, 153; 381/300–302,
381/306, 333, 345, 361–364, 386–388, 332,
381/336

DESCRIPTION

See application file for complete search history.

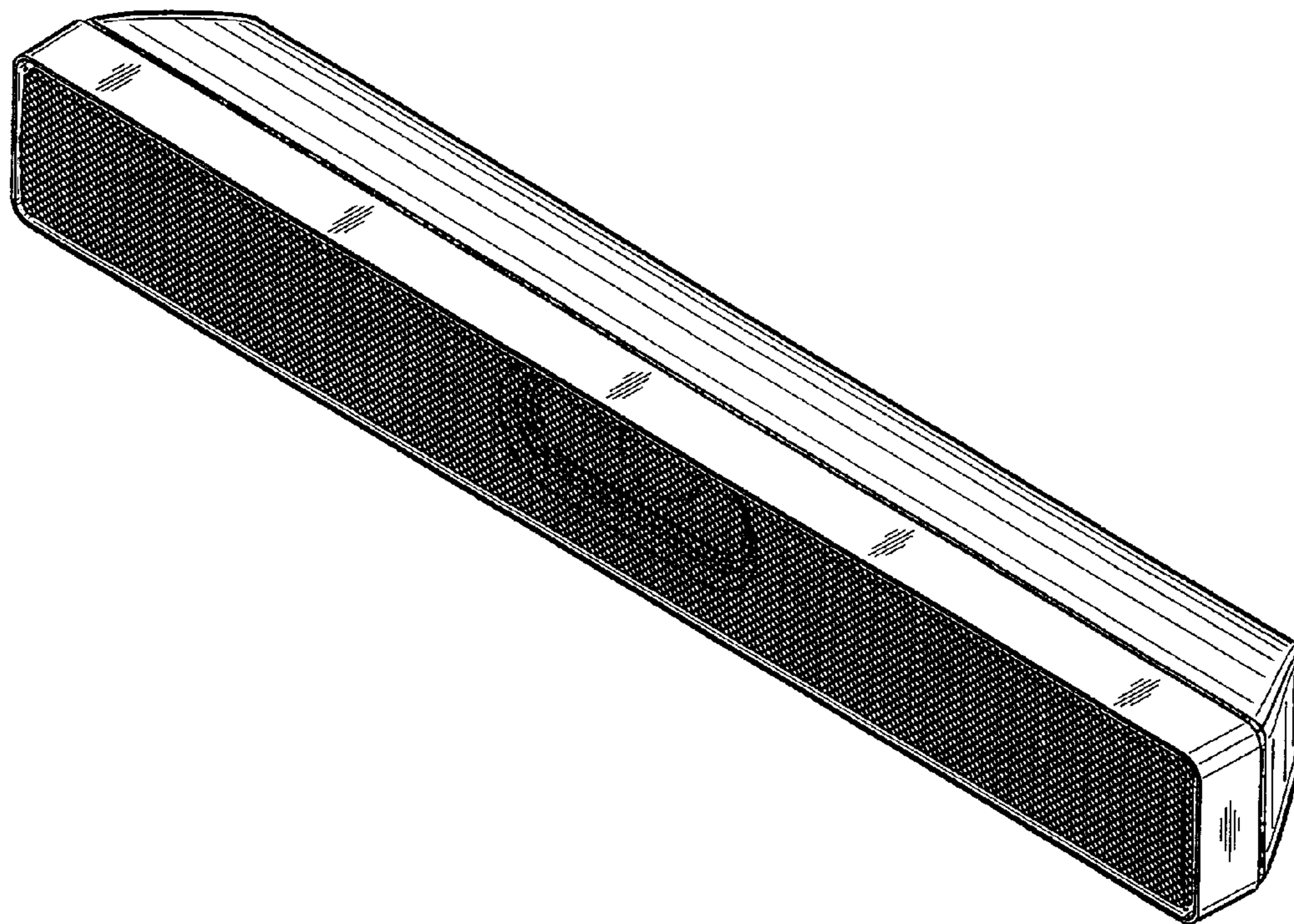
FIG. 1 is a perspective view of a speaker box showing my new design;
FIG. 2 is a front elevational view thereof;
FIG. 3 is a rear elevational view thereof;
FIG. 4 is a left side elevational view thereof;
FIG. 5 is a right side elevational view thereof;
FIG. 6 is a top plan view thereof; and,
FIG. 7 is a bottom plan view thereof.

(56) **References Cited**

U.S. PATENT DOCUMENTS

1 Claim, 7 Drawing Sheets

| | | | | | |
|------------|---|---------|----------------|-------|---------|
| D251,973 S | * | 5/1979 | Klopper et al. | | D14/214 |
| D478,891 S | | 8/2003 | Hisatsune | | |
| D503,396 S | * | 3/2005 | Hisatsune | | D14/214 |
| D511,339 S | * | 11/2005 | Tsuge | | D14/214 |



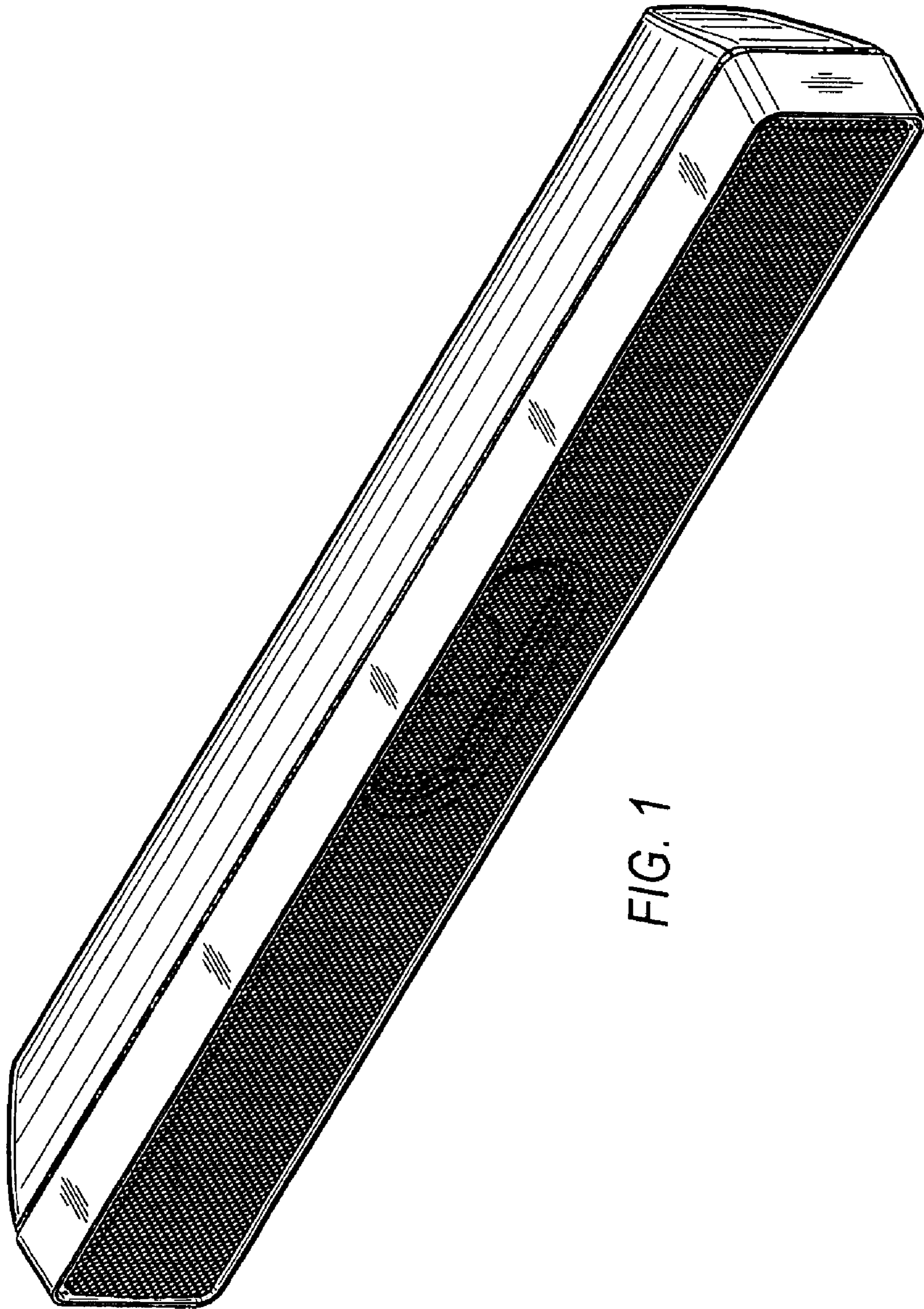


FIG. 1




FIG. 2




FIG. 3

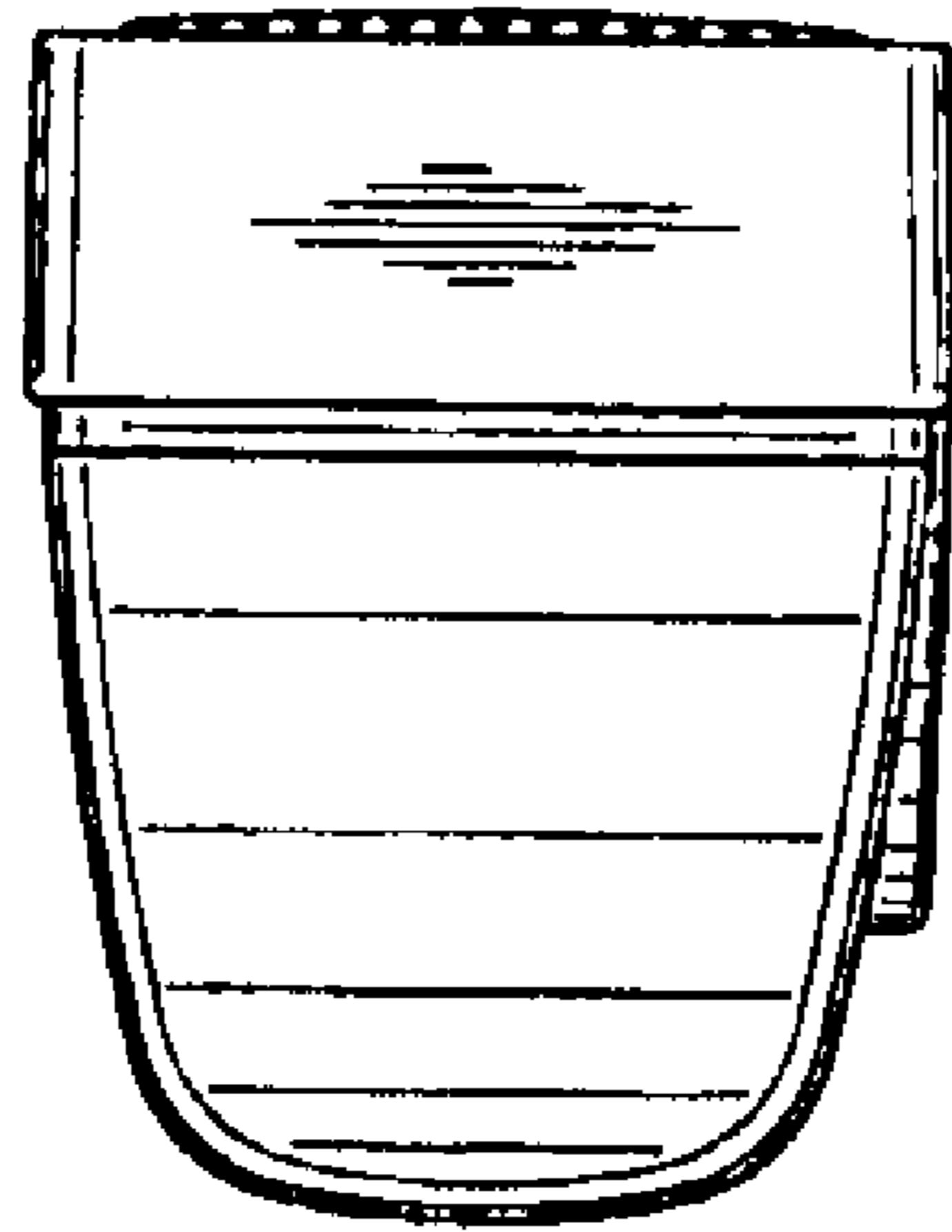


FIG. 4

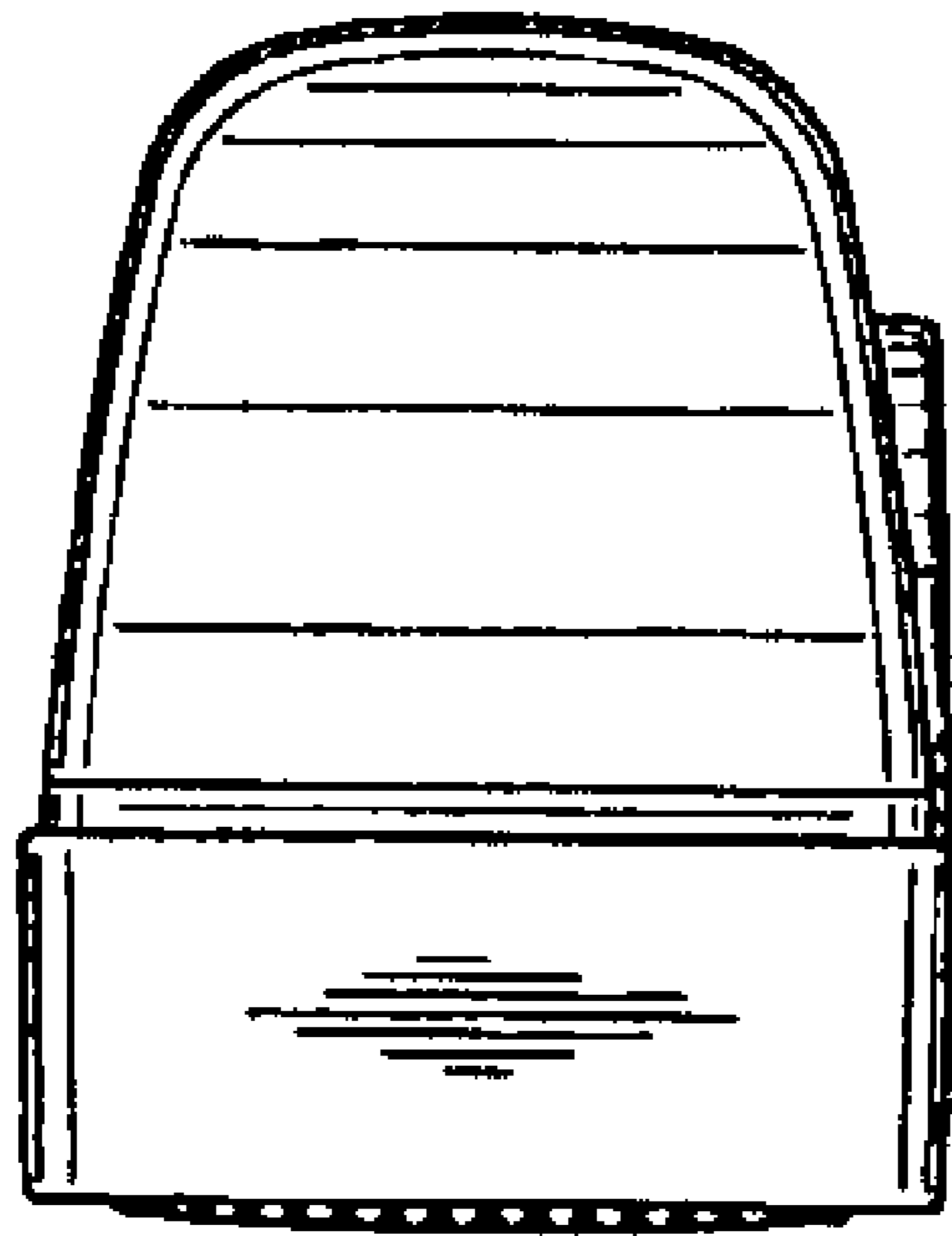


FIG. 5

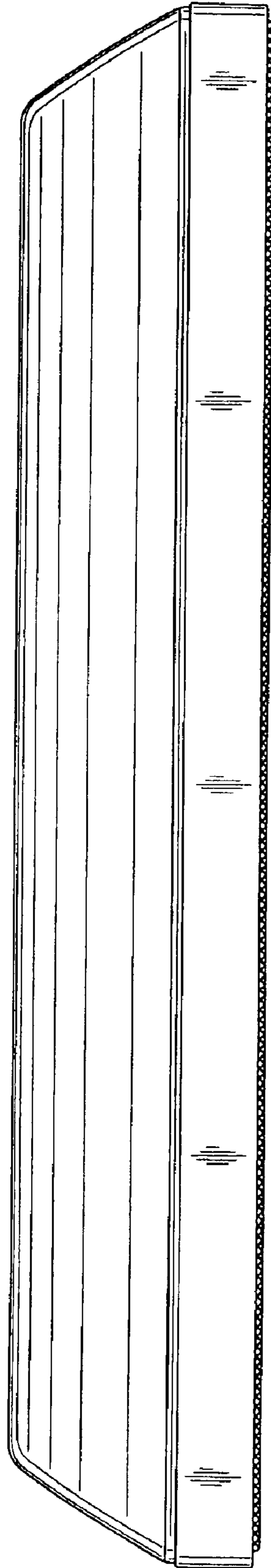


FIG. 6

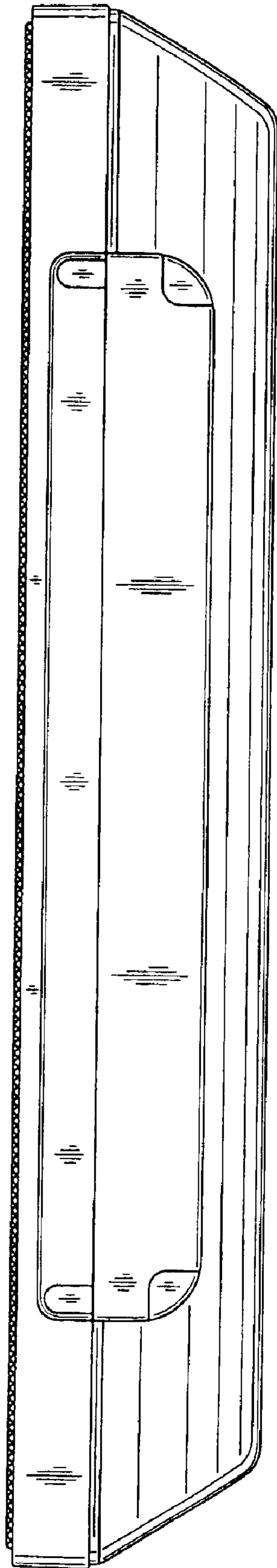


FIG. 7