



US00D540283S

(12) **United States Design Patent**  
**Tsai**

(10) **Patent No.:** **US D540,283 S**  
(45) **Date of Patent:** **\*\* Apr. 10, 2007**

(54) **PORTABLE MEDIA CENTER**  
(75) Inventor: **Sheng-Yu Tsai**, Taipei (TW)  
(73) Assignee: **Tatung Co., Ltd.**, Taipei (TW)  
(\*\*) Term: **14 Years**

D469,413 S \* 1/2003 To et al. .... D14/126  
D481,728 S \* 11/2003 Olson et al. .... D14/375  
6,792,292 B1 \* 9/2004 Chatani ..... 455/566  
D502,452 S \* 3/2005 Peng ..... D14/126  
D503,160 S \* 3/2005 Peng ..... D14/129  
D506,733 S \* 6/2005 Boyer, Jr. .... D14/126  
D507,785 S \* 7/2005 Mizokawa ..... D14/126

\* cited by examiner

(21) Appl. No.: **29/236,682**  
(22) Filed: **Aug. 22, 2005**

*Primary Examiner*—Raphael Barkai  
(74) *Attorney, Agent, or Firm*—Bacon & Thomas, PLLC

(51) **LOC (8) Cl.** ..... **14-03**  
(52) **U.S. Cl.** ..... **D14/126**  
(58) **Field of Classification Search** ..... D14/125–134,  
D14/239, 371, 136, 274–377; 312/7.2; 348/836,  
348/838, 180, 184, 325, 739; 341/12; 248/917–924,  
248/465; 345/104, 133, 156, 168, 87, 173;  
720/605, 669, 600, 655; 369/99, 197; 455/344–347  
See application file for complete search history.

(57) **CLAIM**

The ornamental design for the portable media center, as shown and described.

**DESCRIPTION**


FIG. 1 is a perspective view of a portable media center showing my new design;  
FIG. 2 is a front elevational view thereof;  
FIG. 3 is a rear elevational view thereof;  
FIG. 4 is a left side elevational view thereof;  
FIG. 5 is a right side elevational view thereof;  
FIG. 6 is a top plan view thereof; and,  
FIG. 7 is a bottom plan view thereof.

(56) **References Cited**

**U.S. PATENT DOCUMENTS**

D363,468 S \* 10/1995 Mieki et al. .... D14/342  
D383,400 S \* 9/1997 Wada ..... D10/65  
D384,660 S \* 10/1997 Matsushita ..... D14/126  
D415,147 S \* 10/1999 Adachi ..... D14/126

**1 Claim, 3 Drawing Sheets**






FIG. 1

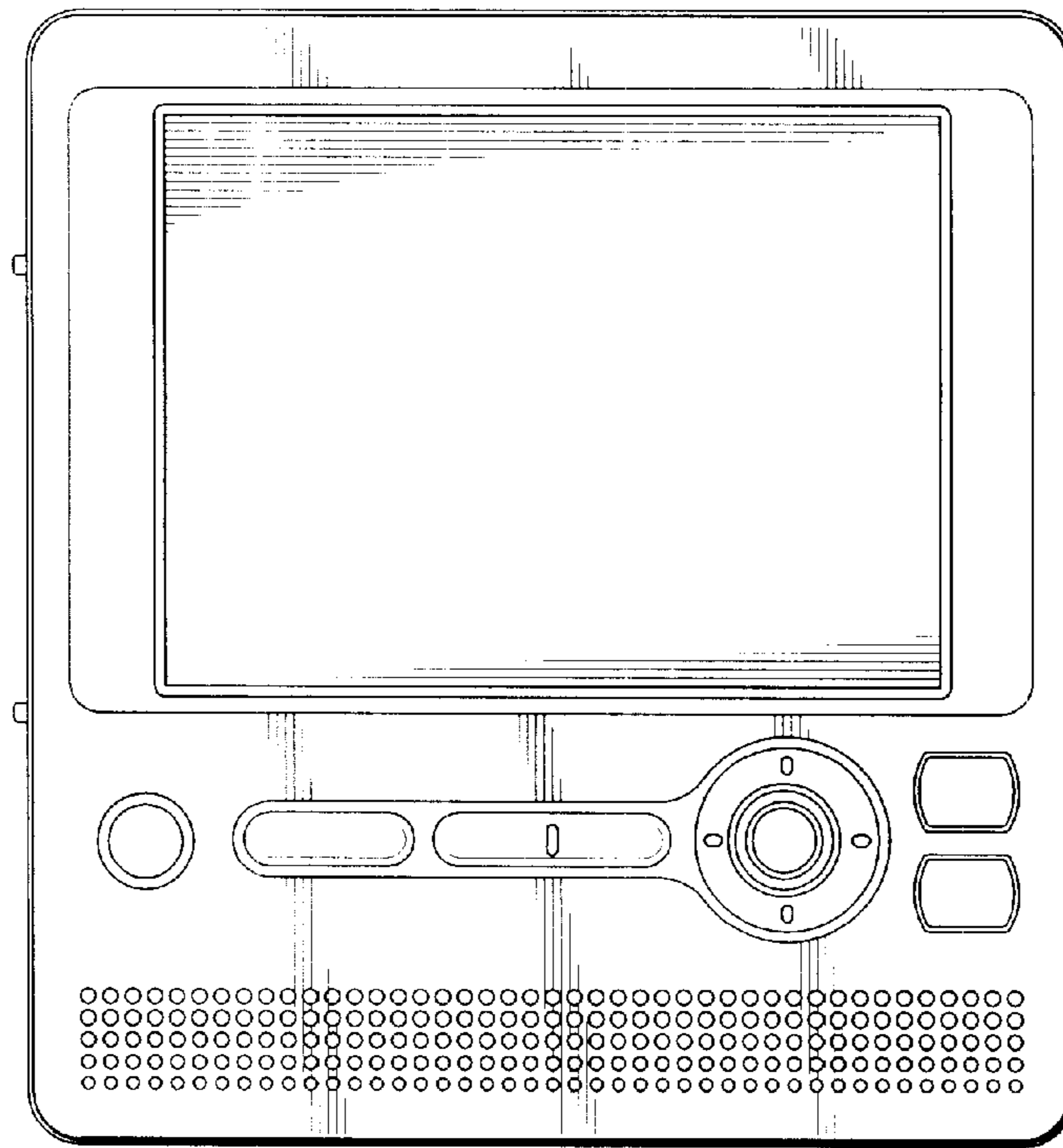


FIG. 2

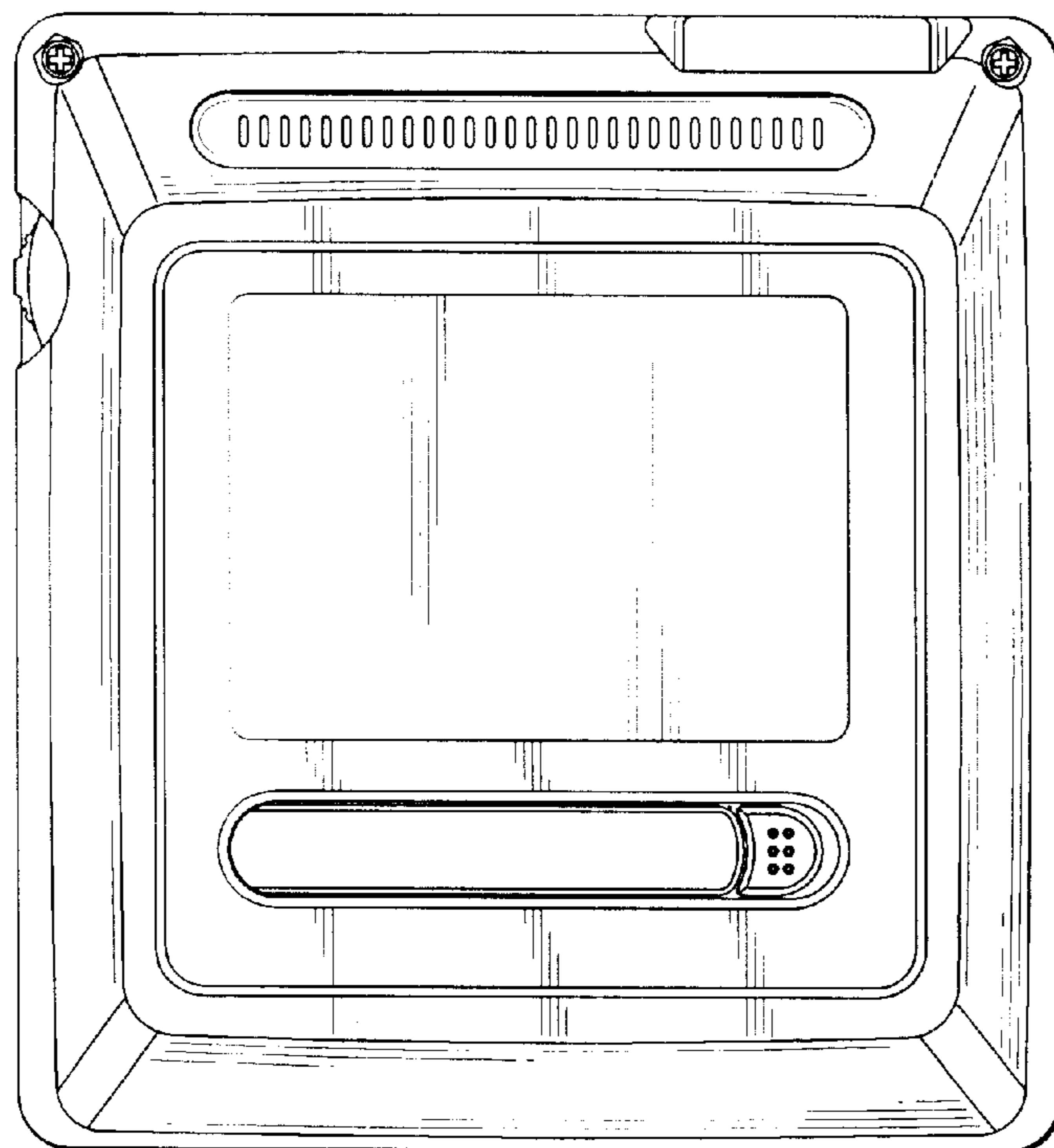


FIG. 3

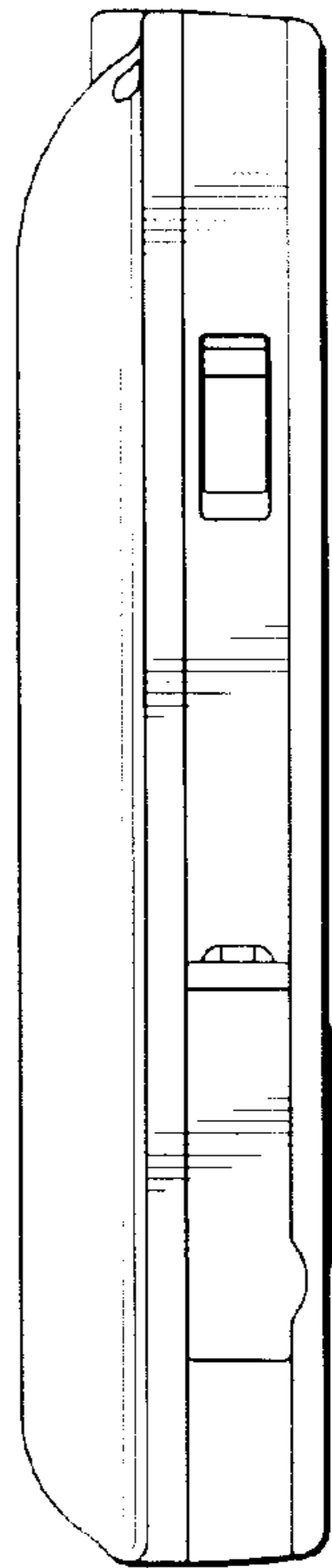


FIG. 4

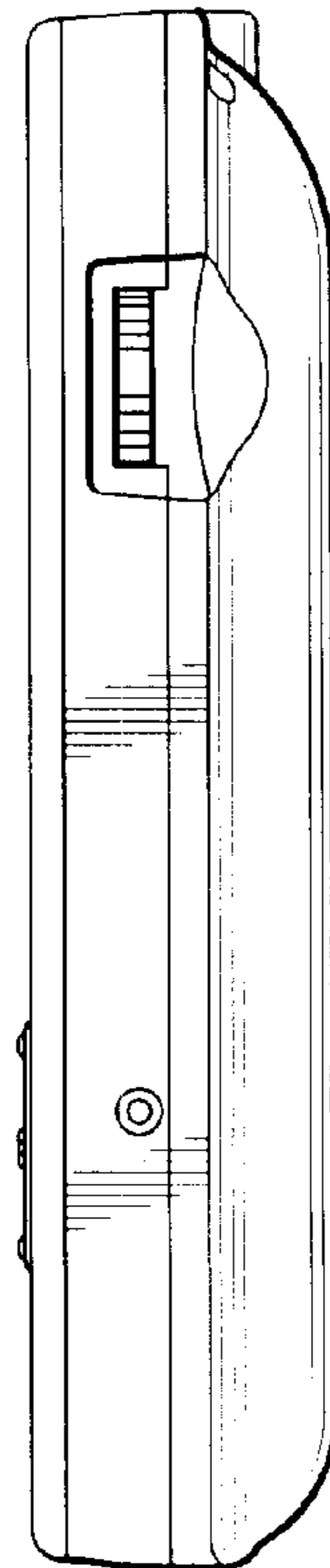


FIG. 5

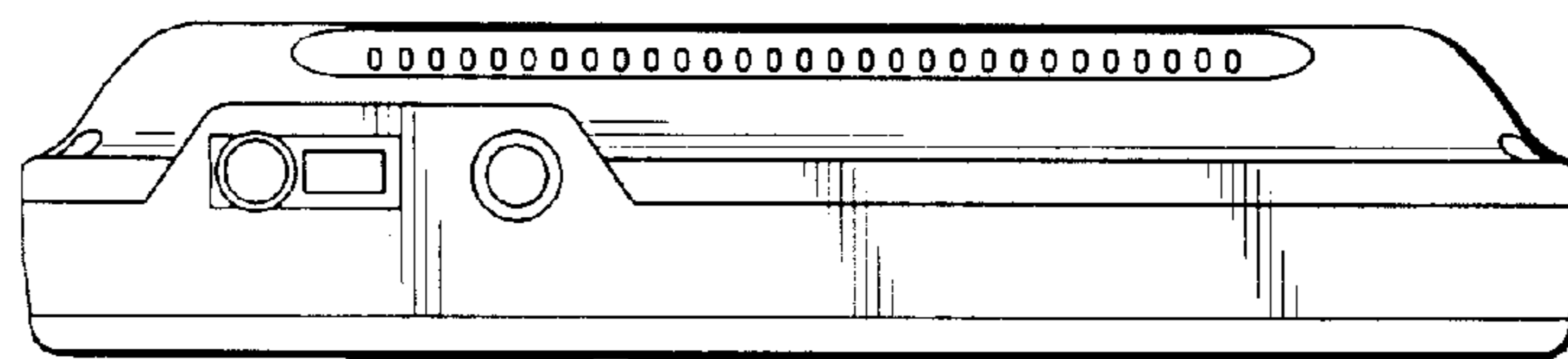


FIG. 6




FIG. 7