

US00D540279S

(12) **United States Design Patent**  
**You et al.**

(10) **Patent No.:** **US D540,279 S**

(45) **Date of Patent:** **\*\* Apr. 10, 2007**

(54) **TELEVISION**

(75) Inventors: **Hyun Hee You**, Gyeonggi-do (KR);  
**Hyun Byung Cha**, Seoul (KR)

(73) Assignee: **LG Electronics Inc.**, Seoul (KR)

(\*\*) Term: **14 Years**

(21) Appl. No.: **29/230,734**

(22) Filed: **May 26, 2005**

(30) **Foreign Application Priority Data**

Nov. 30, 2004 (KR) ..... 30-2004-0036684

(51) **LOC (8) Cl.** ..... **14-03**

(52) **U.S. Cl.** ..... **D14/126**

(58) **Field of Classification Search** ..... D14/125-134,  
D14/239, 371, 136, 374-377; 312/7.2; 348/836,  
348/838, 180, 184, 325, 739; 341/12; 248/917-924,  
248/465; 345/104, 133, 156, 168, 87, 173;  
720/605, 669, 600, 655; 369/99, 197; 455/344-347  
See application file for complete search history.

(56) **References Cited**

**U.S. PATENT DOCUMENTS**

- D432,101 S \* 10/2000 Oba ..... D14/126
- D454,845 S \* 3/2002 Niitsu ..... D14/126
- D458,237 S \* 6/2002 Niitsu ..... D14/126
- D479,209 S \* 9/2003 Teng et al. .... D14/126

- D487,433 S \* 3/2004 Kanatani ..... D14/126
- D487,731 S \* 3/2004 Takami et al. .... D14/126
- D488,139 S \* 4/2004 Takami et al. .... D14/126
- D497,352 S \* 10/2004 Asanuma et al. .... D14/126
- D510,567 S \* 10/2005 Honda ..... D14/126
- D511,152 S \* 11/2005 Lee ..... D12/126
- D523,827 S \* 6/2006 Lin et al. .... D14/126
- D528,518 S \* 9/2006 Kim ..... D14/126

\* cited by examiner

*Primary Examiner*—Raphael Barkai

(74) *Attorney, Agent, or Firm*—Birch, Stewart Kolasch & Birch, LLP

(57) **CLAIM**

The ornamental design for a television, as shown and described.

**DESCRIPTION**

FIG. 1 is a front, right perspective view of the television showing our new design;  
 FIG. 2 is a front view thereof;  
 FIG. 3 is a rear view thereof;  
 FIG. 4 is a left side view thereof;  
 FIG. 5 is a right side view thereof;  
 FIG. 6 is a top view thereof;  
 FIG. 7 is a bottom view thereof; and,  
 FIG. 8 is a front view showing the magnified speaker part in the front thereof.

**1 Claim, 5 Drawing Sheets**

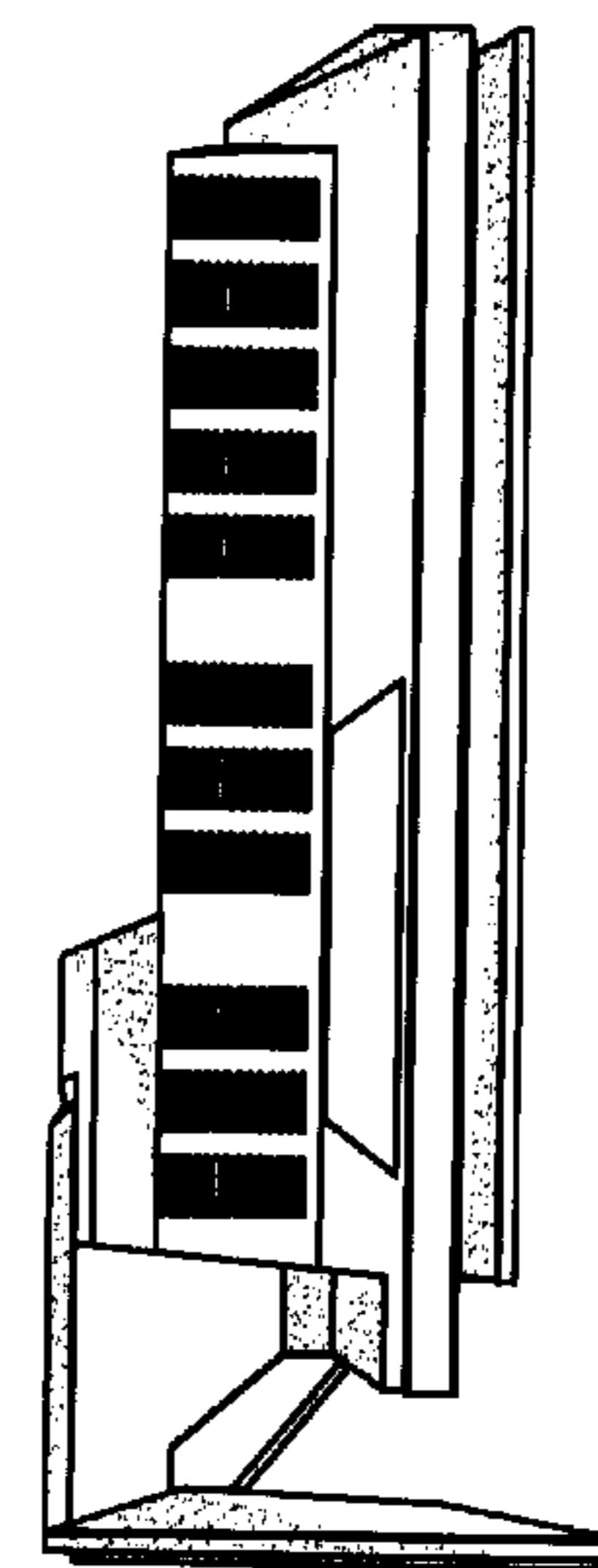



Fig.1




Fig.2




Fig.3

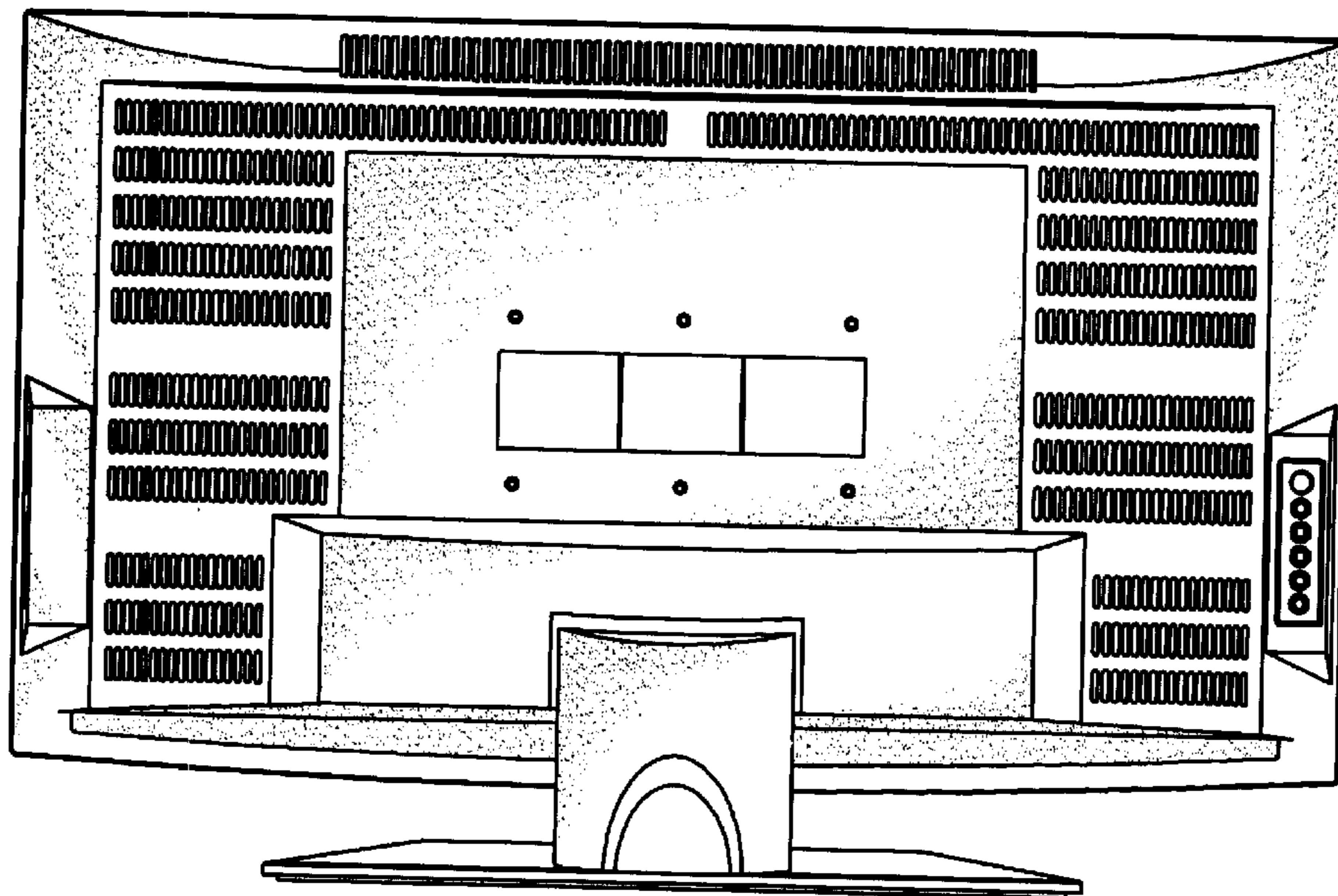


Fig.4

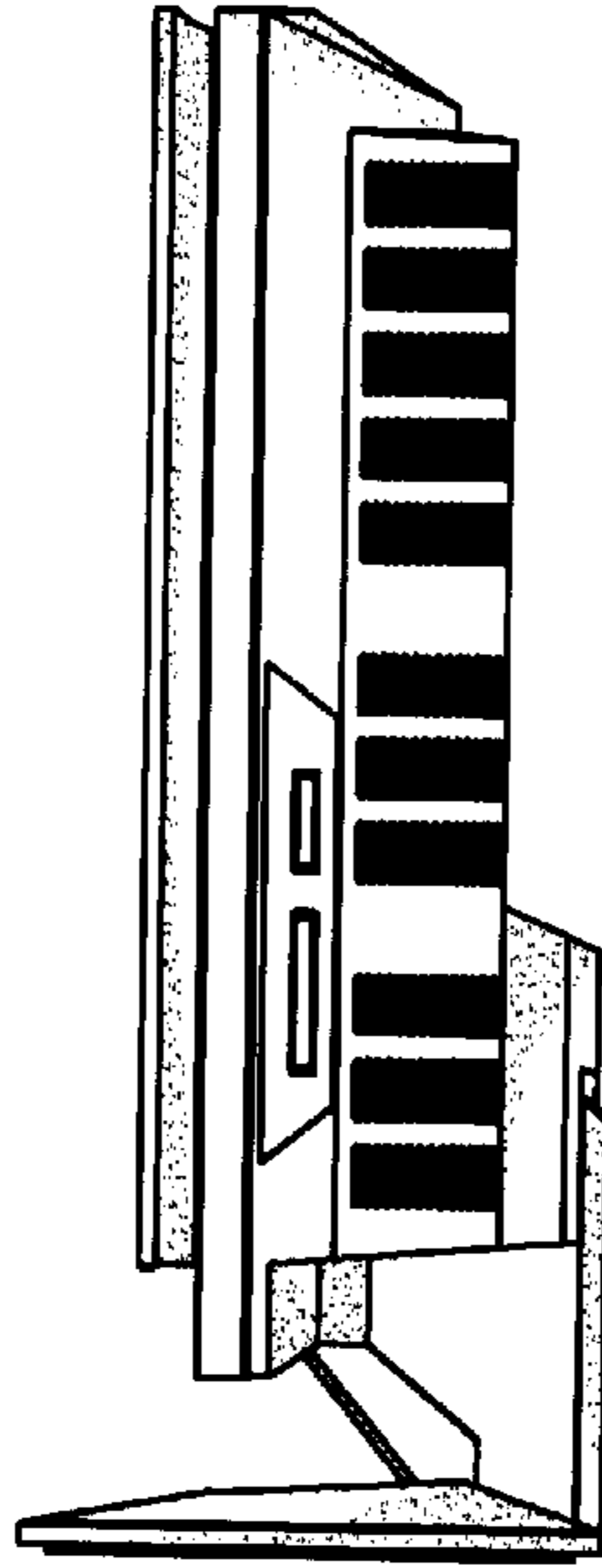


Fig.5

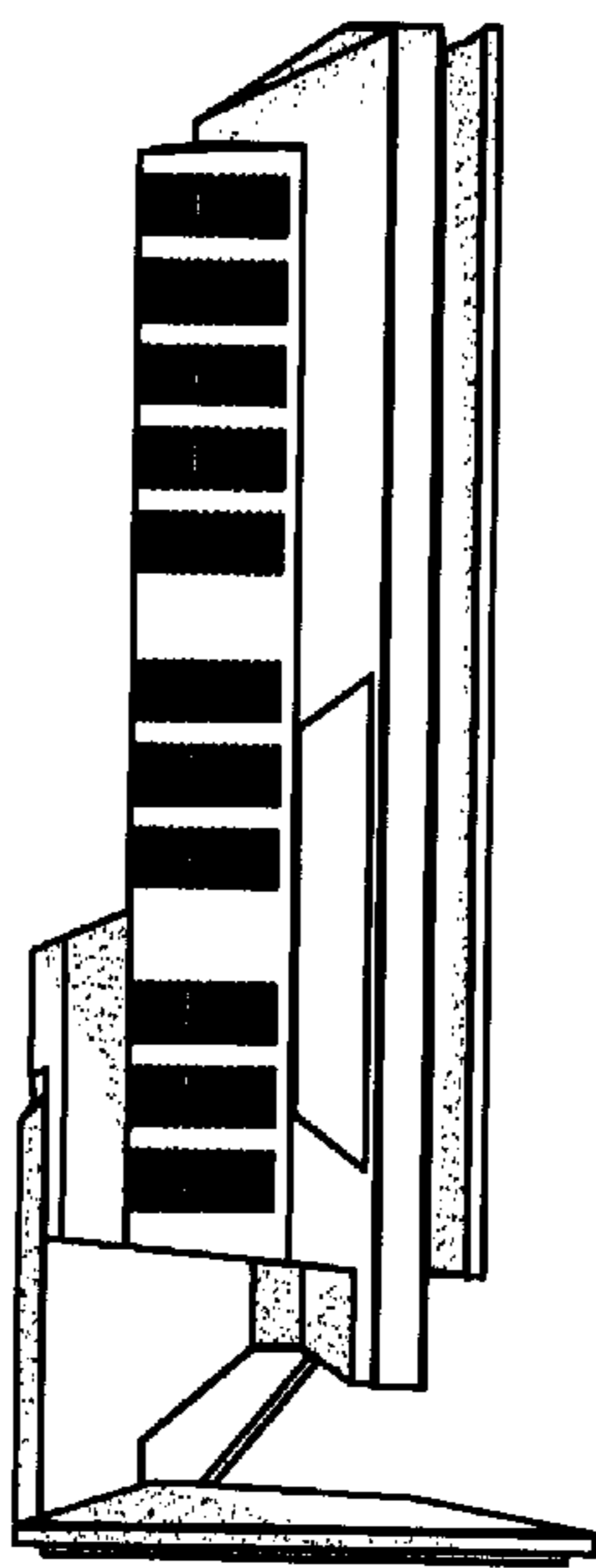


Fig.6

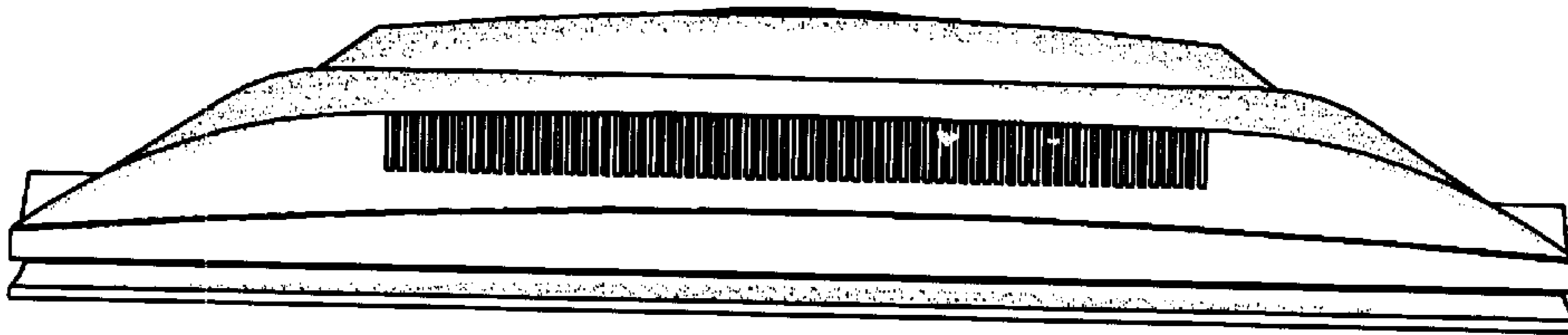


Fig.7

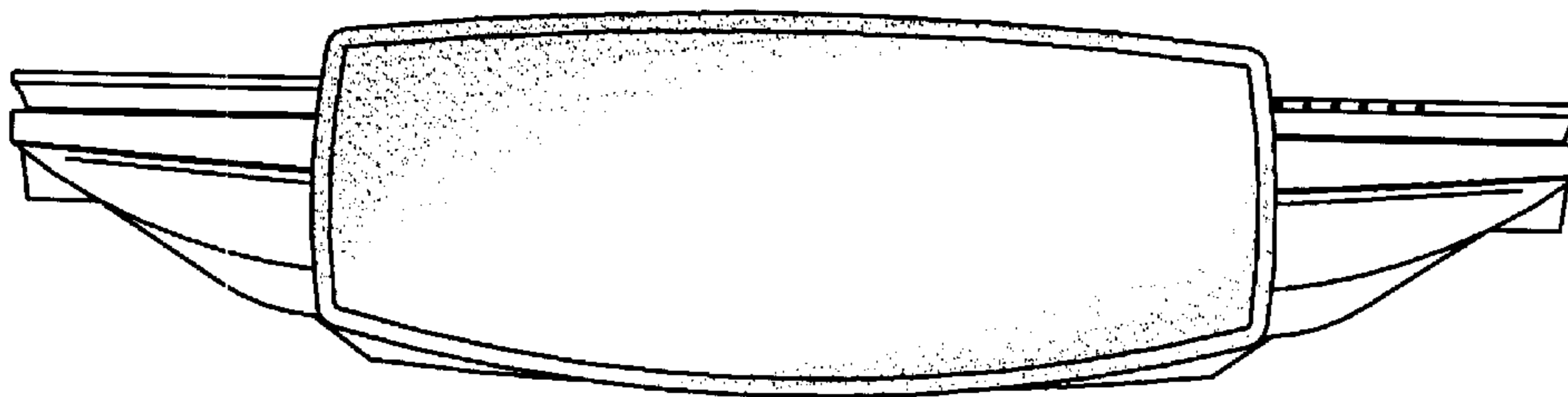


Fig.8

