

US00D540274S

(12) **United States Design Patent**
Wong

(10) **Patent No.:** **US D540,274 S**

(45) **Date of Patent:** **** Apr. 10, 2007**

(54) **TFT LCD TELEVISION AND MONITOR**

(76) **Inventor:** **Elaine Fok Gill Wong**, 400 Oyster Point Blvd., Suite 122, South San Francisco, CA (US) 94080

(**) **Term:** **14 Years**

(21) **Appl. No.:** **29/212,671**

(22) **Filed:** **Dec. 27, 2004**

(51) **LOC (8) Cl.** **14-03**

(52) **U.S. Cl.** **D14/126**

(58) **Field of Classification Search** D14/125-135, D14/239, 379, 371, 374, 375, 376, 113; D13/151, D13/153; 312/7.2; 348/836, 838, 180, 184, 348/325, 739; 341/12; 248/917-924; 345/104, 345/133, 156, 168, 87, 173; 349/1, 2, 11, 349/62

See application file for complete search history.

(56) **References Cited**

U.S. PATENT DOCUMENTS

- D431,537 S * 10/2000 Saeki et al. D14/126
- D454,845 S * 3/2002 Niitsu D14/126
- D458,236 S * 6/2002 Bong et al. D14/126

- D462,353 S * 9/2002 Kita D14/374
- D479,209 S * 9/2003 Teng et al. D14/126
- D483,726 S * 12/2003 Teng et al. D14/126
- D489,341 S * 5/2004 Liu et al. D14/126
- D494,148 S * 8/2004 Huang et al. D14/126
- D497,627 S * 10/2004 Inaba D16/326

* cited by examiner

Primary Examiner—Raphael Barkai
Assistant Examiner—Randall H. Gholson


(57) **CLAIM**

I claim the ornamental design for a TFT LCD television and monitor, as shown and described.

DESCRIPTION

FIG. 1 is a front elevational view of the TFT LCD television and monitor showing my new design;
FIG. 2 is a left angle-side elevational view thereof;
FIG. 3 is a right angle-side elevational view thereof;
FIG. 4 is a top right angle-side elevational view thereof;
FIG. 5 is a bottom right angle-side elevational view thereof;
FIG. 6 is a back elevational view thereof;
FIG. 7 is a top left angle back elevational view thereof; and,
FIG. 8 is a bottom left angle back elevational view thereof.

1 Claim, 5 Drawing Sheets






Fig. 1




Fig. 2




Fig. 3




Fig. 4




Fig. 5




Fig. 6




Fig. 7




Fig. 8