



US00D540256S

(12) **United States Design Patent**
Bullock, Jr.

(10) **Patent No.:** **US D540,256 S**

(45) **Date of Patent:** **** Apr. 10, 2007**

(54) **BELT GUARD**

(75) Inventor: **James R. Bullock, Jr.**, Greensboro, NC
(US)

(73) Assignee: **Environmental Air Systems, Inc.**,
High Point, NC (US)

(**) Term: **14 Years**

(21) Appl. No.: **29/260,837**

(22) Filed: **Jun. 2, 2006**

Related U.S. Application Data

(62) Division of application No. 10/928,059, filed on Aug. 27,
2004, now abandoned.

(51) **LOC (8) Cl.** **13-01**

(52) **U.S. Cl.** **D13/118; D13/122**

(58) **Field of Classification Search** D13/118,
D13/122, 184, 199; D12/126, 127; D15/138,
D15/148; 74/608; 198/860.3, 860.5, 861.1,
198/861.2; 474/144, 273

See application file for complete search history.

(56) **References Cited**

U.S. PATENT DOCUMENTS

D225,684 S * 12/1972 Bogan D15/148

3,710,646 A * 1/1973 Bogan 74/609
3,885,471 A * 5/1975 Morine et al. 474/144
3,927,578 A * 12/1975 Mattila 74/608
D244,020 S * 4/1977 Hanson et al. D15/148
D268,266 S * 3/1983 Johnson et al. D15/72
5,312,303 A * 5/1994 Hinschlagel 474/144
5,957,796 A * 9/1999 McLean 474/146

* cited by examiner

Primary Examiner—Prabhakar Deshmukh

Assistant Examiner—Derrick Holland

(57) **CLAIM**

The ornamental design for a belt guard, as shown and described.

DESCRIPTION

FIG. 1 is a top, front, right side, open perspective view of a belt guard embodying my design, with the hinge pins removed;

FIG. 2 is a closed right side elevational view thereof with the hinge pins therein;

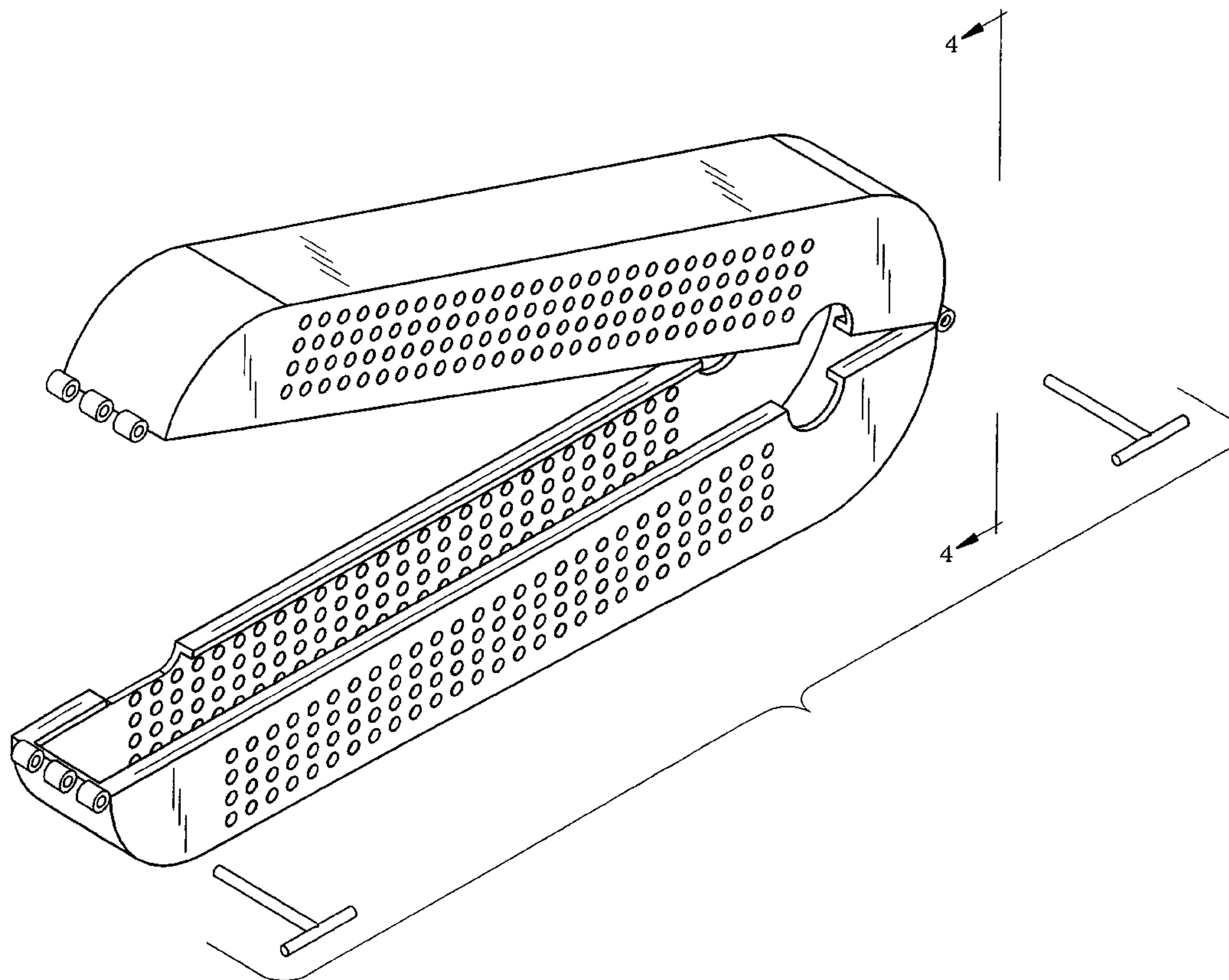
FIG. 3 is a closed top plan view thereof;

FIG. 4 is a closed rear elevational view thereof along line 4—4 of FIG. 1 with the hinge pins therein;

FIG. 5 is a left side open elevational view thereof; and,

FIG. 6 is a closed bottom plan view thereof.

1 Claim, 4 Drawing Sheets



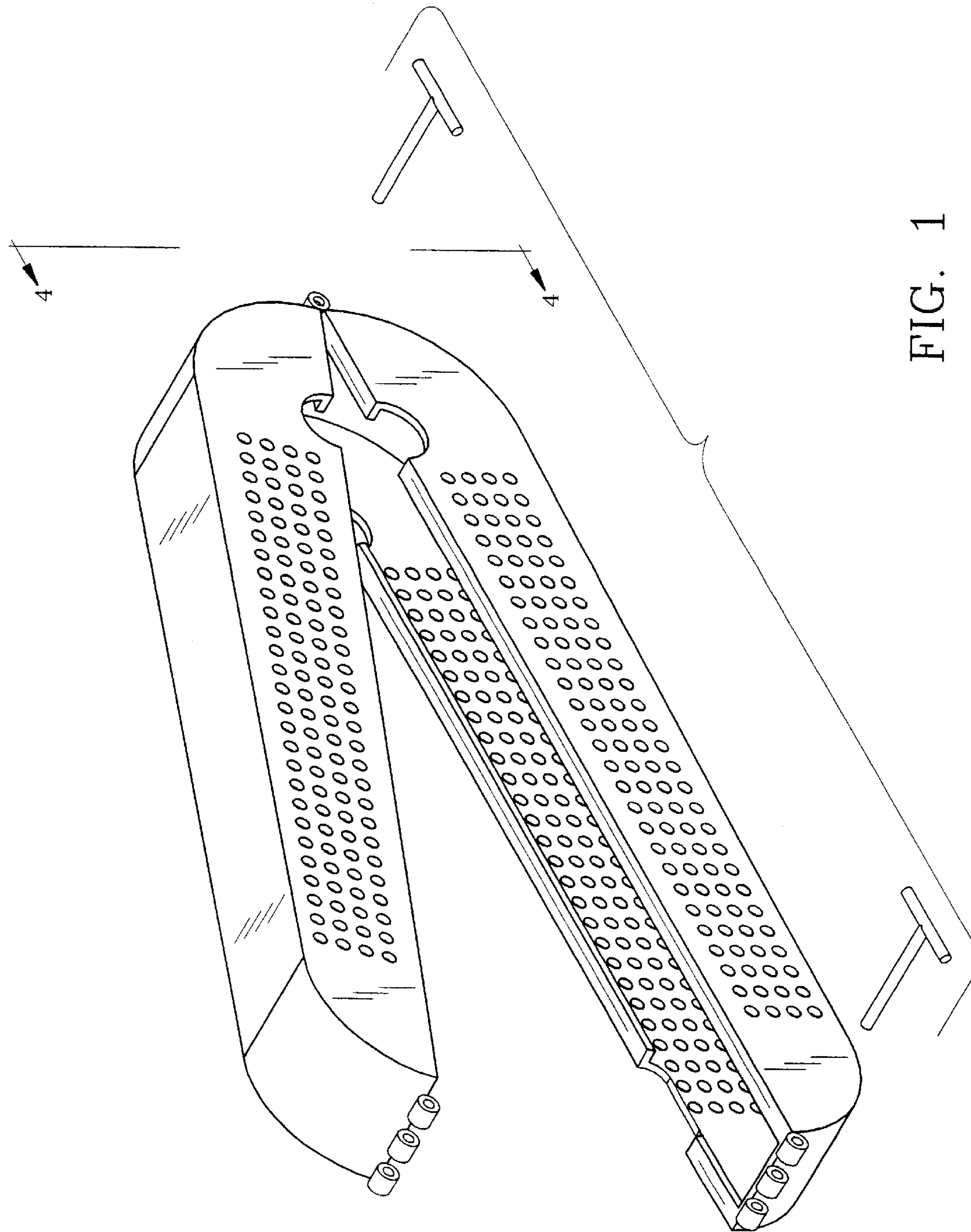


FIG. 1




FIG. 2

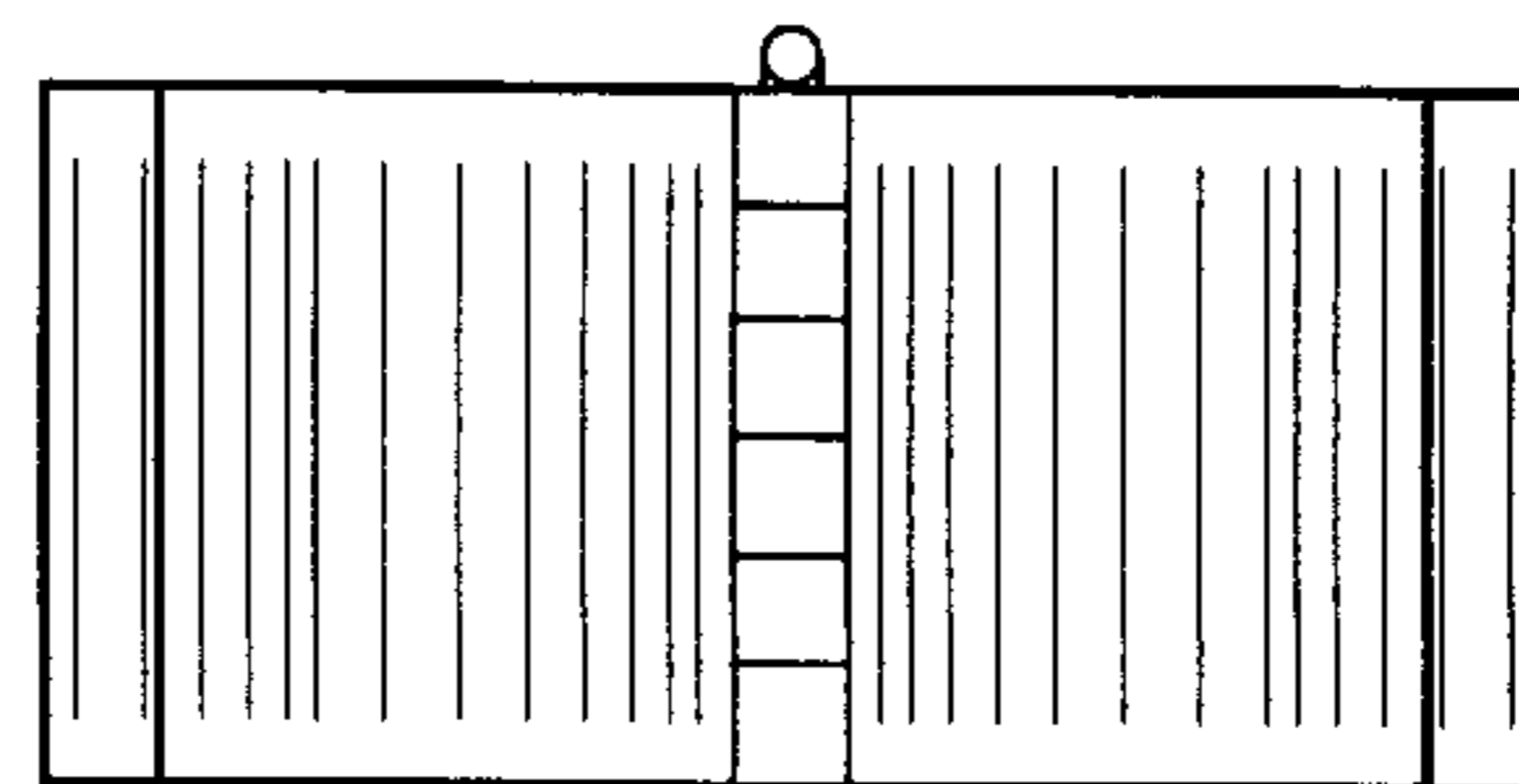


FIG. 4




FIG. 3

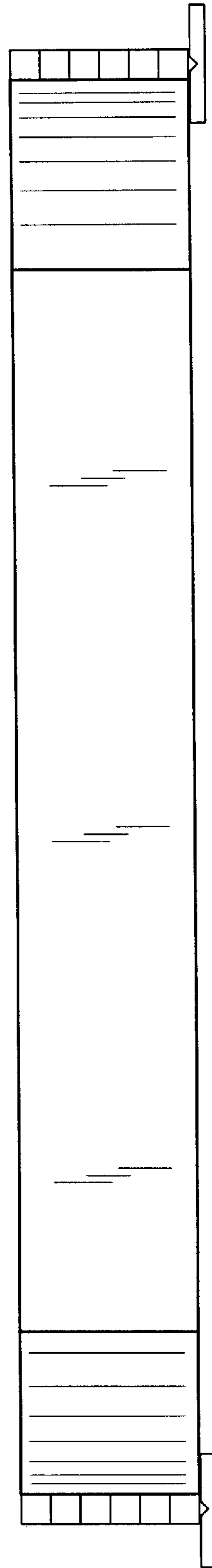


FIG. 6

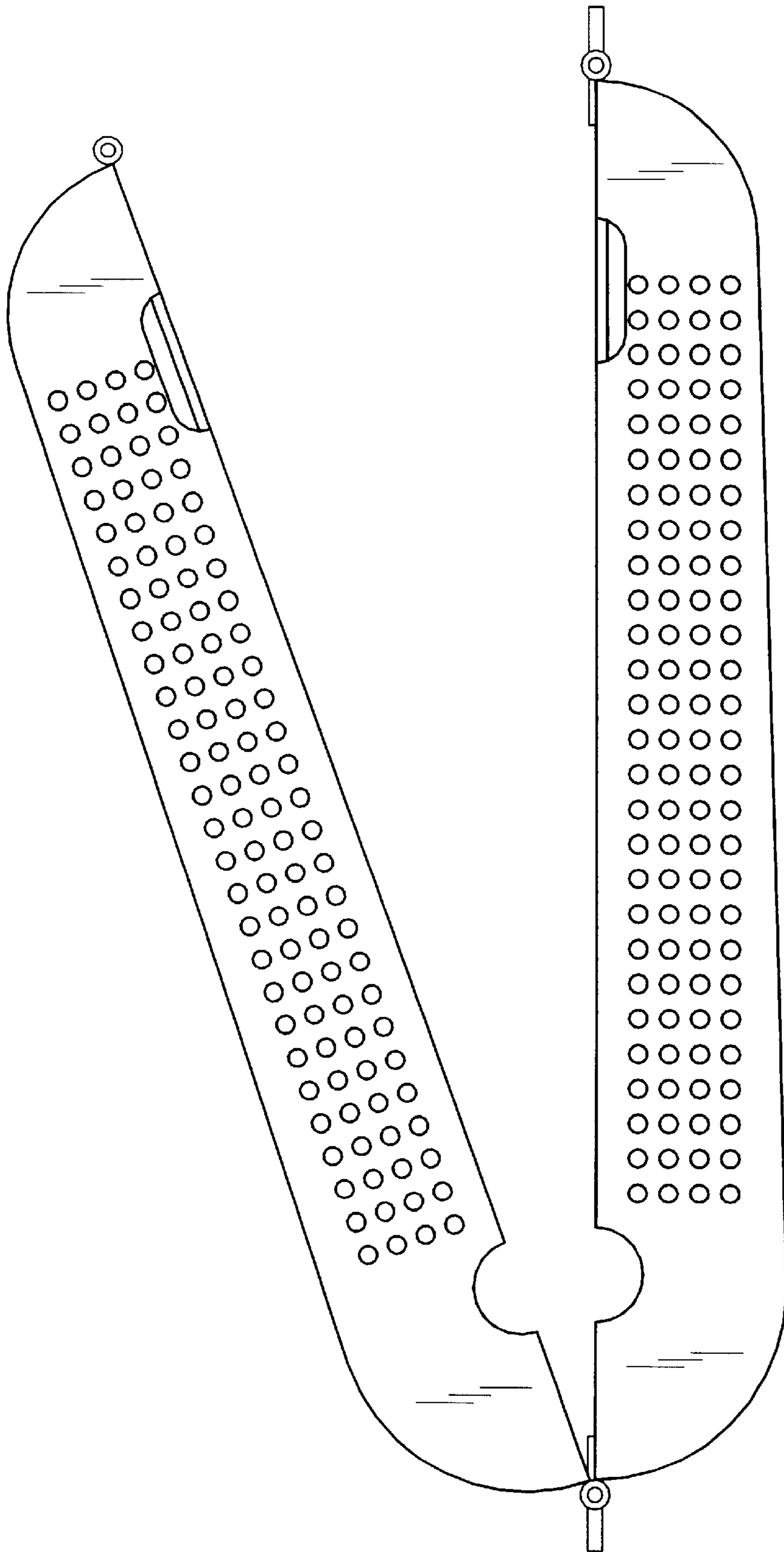


FIG. 5