

US00D540239S

(12) **United States Design Patent**
Pfeiffer

(10) **Patent No.:** **US D540,239 S**

(45) **Date of Patent:** **** Apr. 10, 2007**

(54) **FRONT FACE OF A VEHICLE WHEEL**

(75) Inventor: **Peter Pfeiffer**, Boeblingen (DE)

(73) Assignee: **DaimlerChrysler AG**, Stuttgart (DE)

(**) Term: **14 Years**

(21) Appl. No.: **29/255,179**

(22) Filed: **Mar. 7, 2006**

(30) **Foreign Application Priority Data**

Sep. 8, 2005 (DE) 4 05 04 673

(51) **LOC (8) Cl.** **12-16**

(52) **U.S. Cl.** **D12/211**

(58) **Field of Classification Search** D12/204-213;
301/37.101, 64.101, 65
See application file for complete search history.

(56) **References Cited**

U.S. PATENT DOCUMENTS

| | | | | | |
|------------|---|---------|-----------------|-------|---------|
| D380,432 S | * | 7/1997 | Hettler | | D12/209 |
| D428,846 S | * | 8/2000 | Yoshida et al. | | D12/211 |
| D433,374 S | * | 11/2000 | Wang | | D12/209 |
| D433,659 S | * | 11/2000 | Frizzi | | D12/211 |
| D450,647 S | * | 11/2001 | Pfeiffer | | D12/211 |
| D467,213 S | * | 12/2002 | Pfeiffer et al. | | D12/211 |
| D484,839 S | * | 1/2004 | Scheu | | D12/209 |
| D487,418 S | * | 3/2004 | Hieke | | D12/211 |

| | | | | | |
|------------|---|---------|----------------|-------|---------|
| D488,420 S | * | 4/2004 | Murkett et al. | | D12/209 |
| D503,668 S | * | 4/2005 | Boyer | | D12/209 |
| D510,554 S | * | 10/2005 | Markefka | | D12/211 |
| D516,002 S | * | 2/2006 | Fahr-Becker | | D12/211 |
| D517,971 S | * | 3/2006 | Pfeiffer | | D12/211 |
| D520,431 S | * | 5/2006 | Truebsbach | | D12/209 |
| D521,438 S | * | 5/2006 | Nordmann | | D12/211 |
| D522,432 S | * | 6/2006 | Pfeiffer | | D12/209 |
| D522,434 S | * | 6/2006 | Langer | | D12/209 |
| D530,252 S | * | 10/2006 | Gabath | | D12/209 |
| D530,257 S | * | 10/2006 | Pfeiffer | | D12/211 |

* cited by examiner

Primary Examiner—Stacia Cadmus

(74) *Attorney, Agent, or Firm*—Crowell & Moring LLP

(57) **CLAIM**

The ornamental design for a front face of a vehicle wheel, as shown and described.



DESCRIPTION

FIG. 1 is a front view of a first embodiment of a front face of a vehicle wheel according to my novel design; and FIG. 2 is a perspective view thereof.

FIG. 3 is a front view of a second embodiment of the front face of a vehicle wheel according to my novel design; and, FIG. 4 is a perspective view thereof.

The broken lines are for illustrative purposes only and form no part of the claimed design.

1 Claim, 2 Drawing Sheets



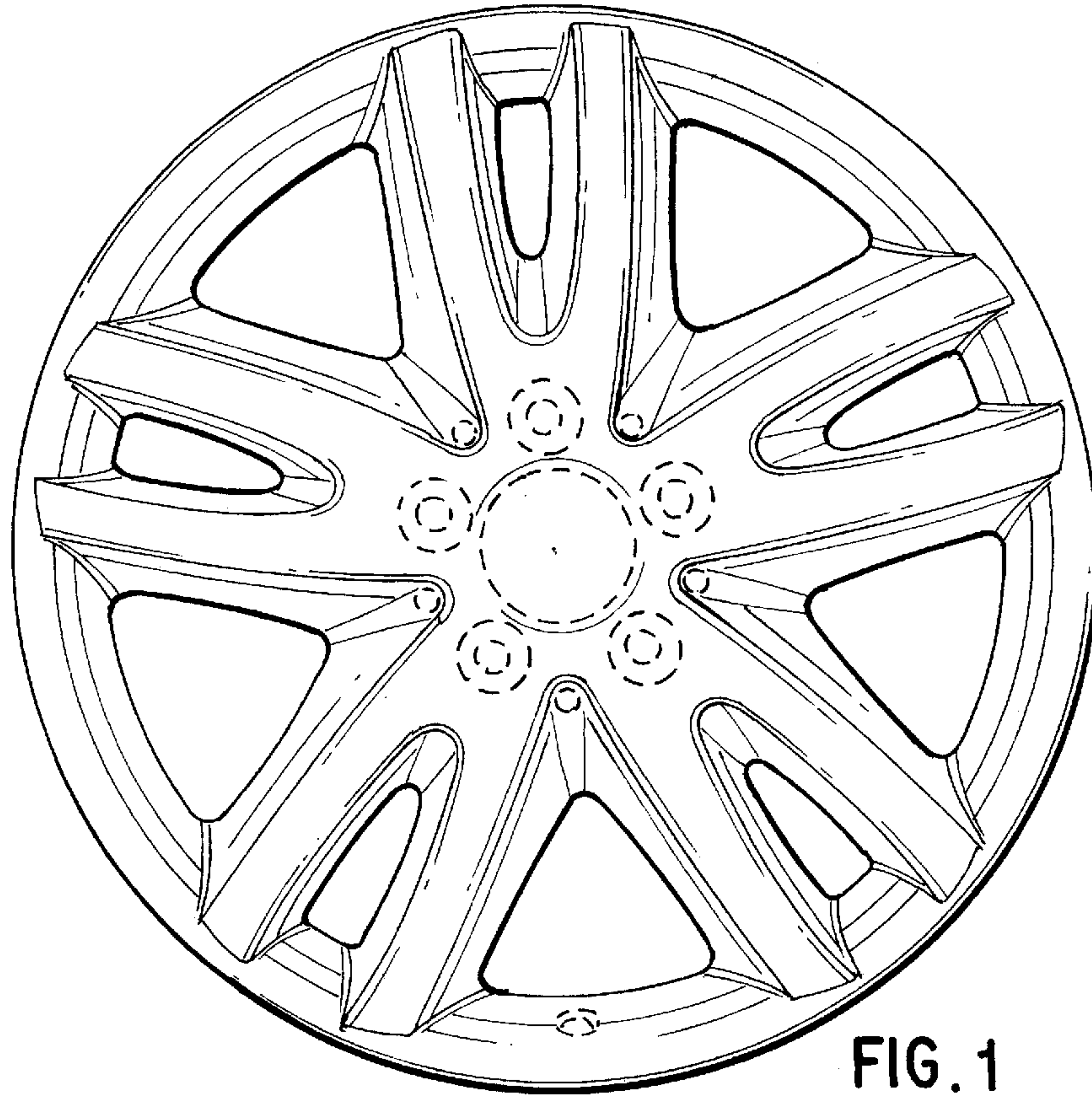


FIG. 1

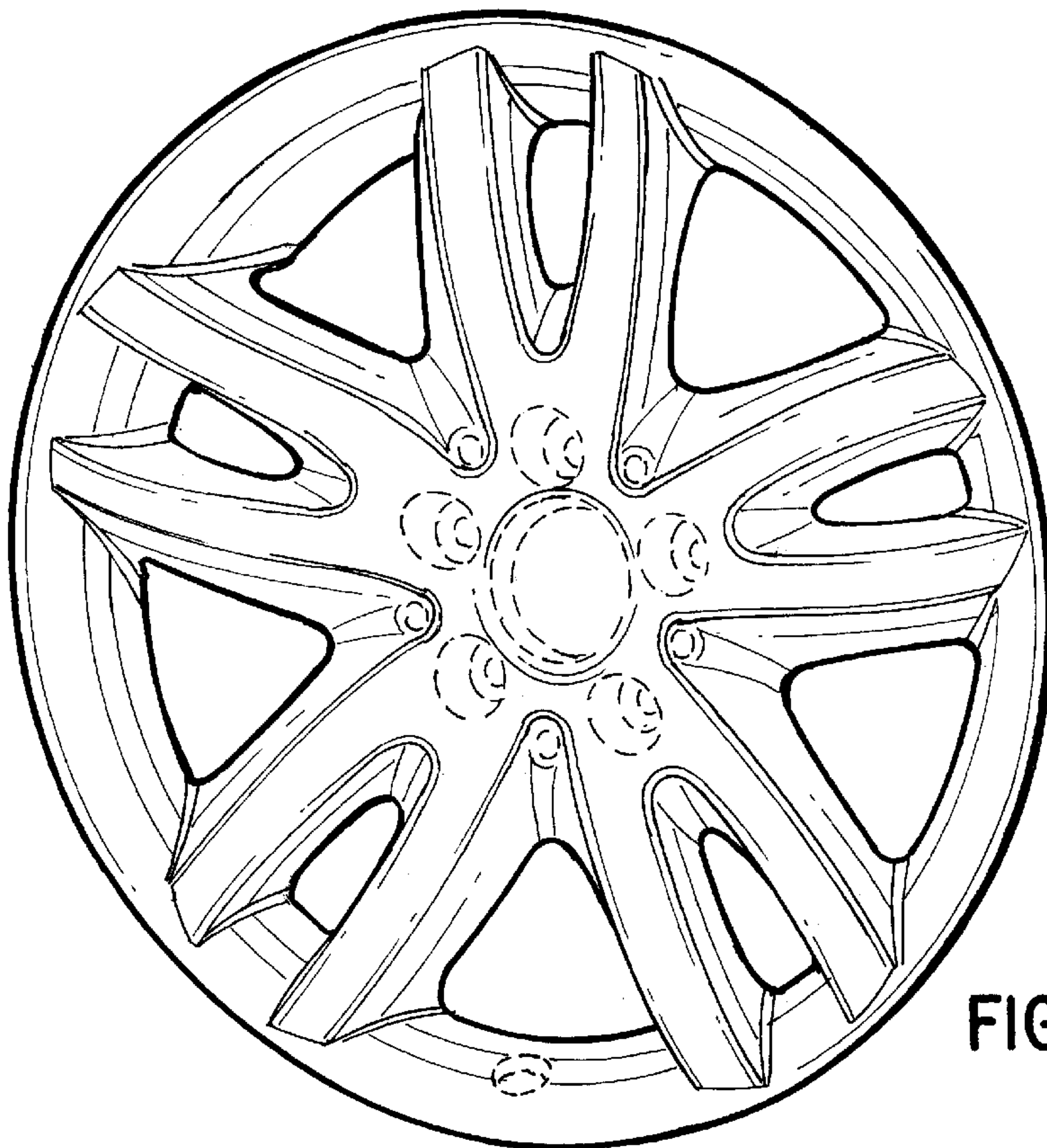


FIG. 2

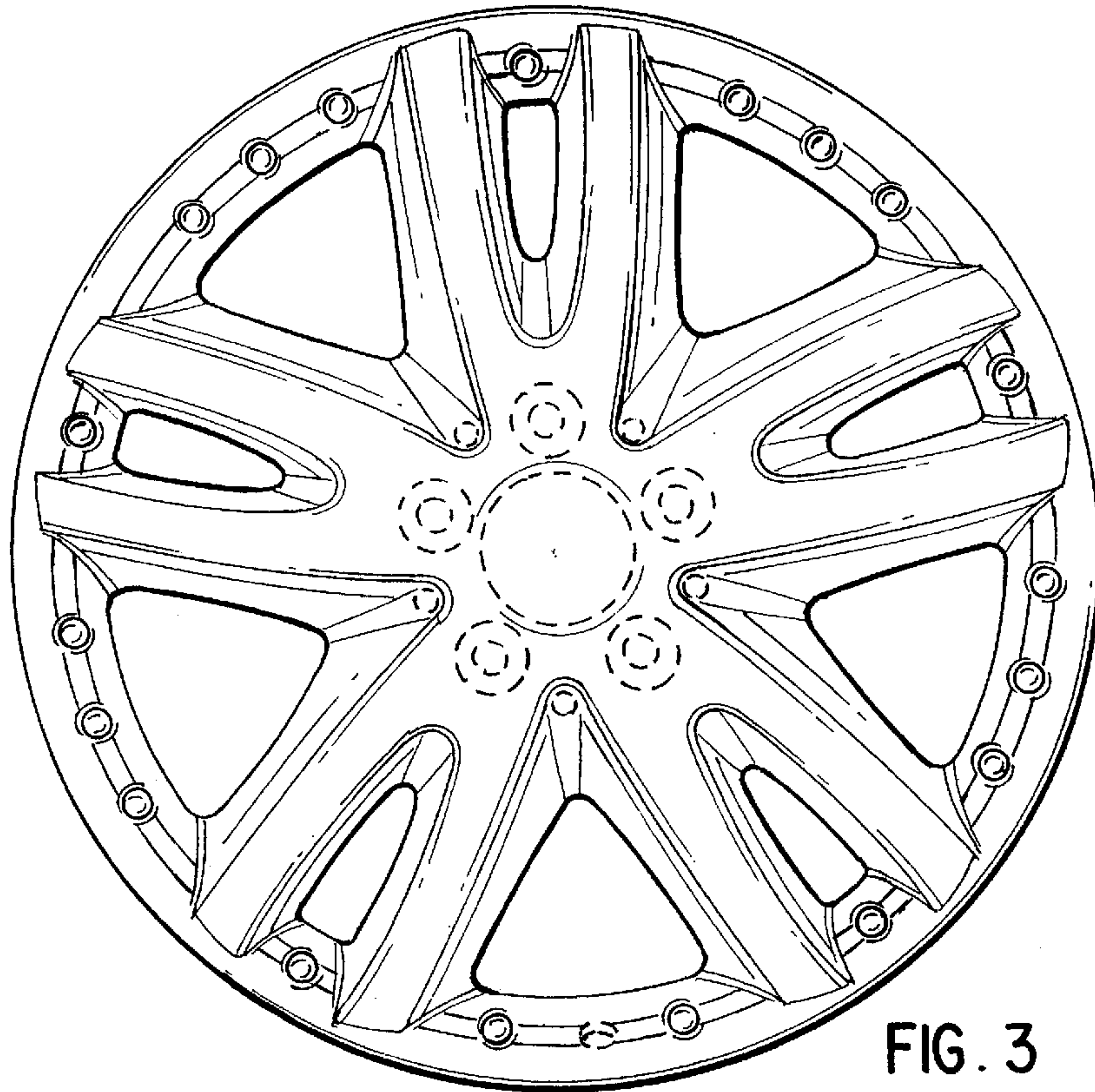


FIG. 3

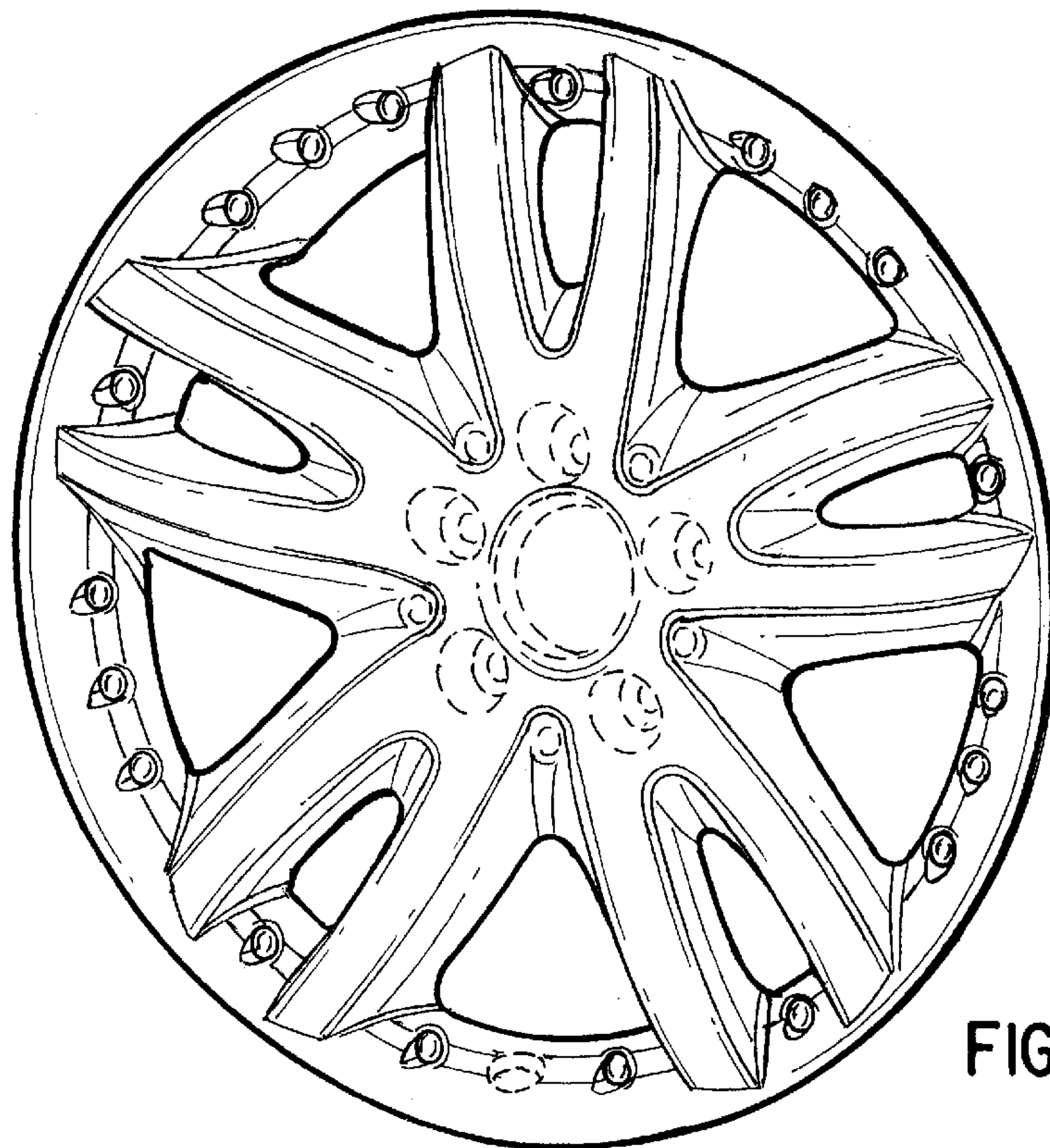


FIG. 4