

US00D540236S

(12) **United States Design Patent**
Hamano

(10) **Patent No.:** **US D540,236 S**

(45) **Date of Patent:** **** Apr. 10, 2007**

(54) **WHEEL CAP FOR AUTOMOBILE**

(75) Inventor: **Takeo Hamano**, Saitama-ken (JP)

(73) Assignee: **Honda Motor Co., Ltd.**, Tokyo (JP)

(**) Term: **14 Years**

(21) Appl. No.: **29/261,892**

(22) Filed: **Jun. 22, 2006**

(30) **Foreign Application Priority Data**

Feb. 24, 2006 (JP) 2006-4421

(51) **LOC (8) Cl.** **12-16**

(52) **U.S. Cl.** **D12/209**

(58) **Field of Classification Search** D12/204-213;
301/37.101, 64.101, 65

See application file for complete search history.

(56) **References Cited**

U.S. PATENT DOCUMENTS

D377,471 S	*	1/1997	Stach	D12/209
D392,237 S	*	3/1998	Kelley	D12/209
D407,057 S	*	3/1999	Goplen	D12/211
D436,912 S	*	1/2001	Boyer	D12/211
D470,093 S	*	2/2003	Frizzi	D12/209
D481,664 S	*	11/2003	Vian	D12/211
D505,371 S	*	5/2005	Hueller	D12/209
D515,997 S	*	2/2006	Phillips	D12/209

D519,902 S	*	5/2006	Pfeiffer	D12/209
D522,431 S	*	6/2006	Hieke	D12/209

FOREIGN PATENT DOCUMENTS

JP 1118897 8/2001

* cited by examiner

Primary Examiner—Stacia Cadmus

(74) *Attorney, Agent, or Firm*—Arent Fox PLLC

(57) **CLAIM**

The ornamental design for a wheel cap for automobile, as shown and described.

DESCRIPTION

FIG. 1 is a front elevation view of a wheel cap for automobile.

FIG. 2 is a perspective view from the front side thereof.

FIG. 3 is a section view of the wheel cap for automobile taken along line 3—3 in FIG. 5;

FIG. 4 is an enlarged section view of the wheel cap for automobile taken along line 4—4 in FIG. 5; and,

FIG. 5 is another front elevation view of the wheel cap for automobile from which the section views are taken.

The portion of the article shown in broken lines is for illustrative purpose only and forms no part of the claimed design.

1 Claim, 5 Drawing Sheets

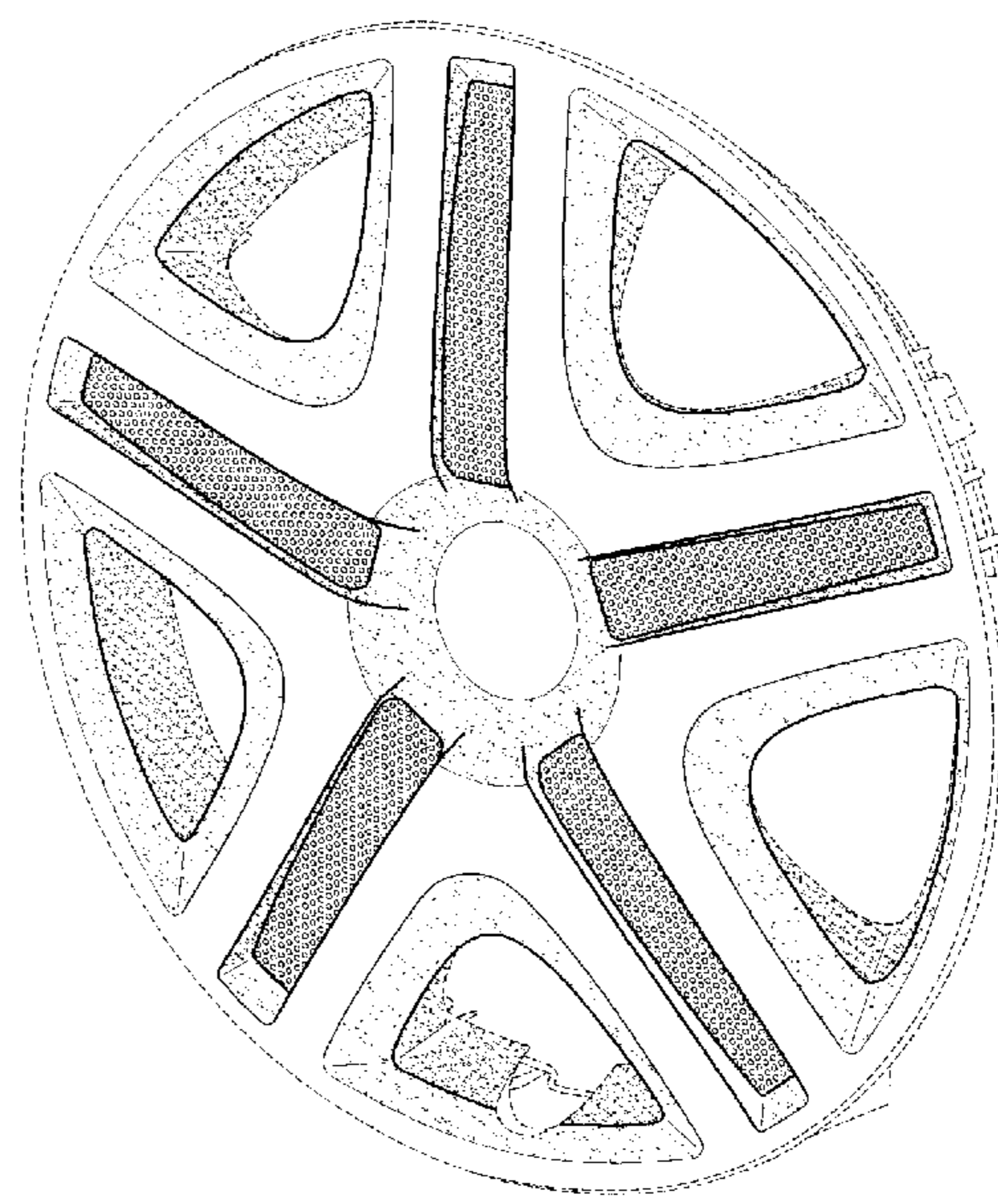
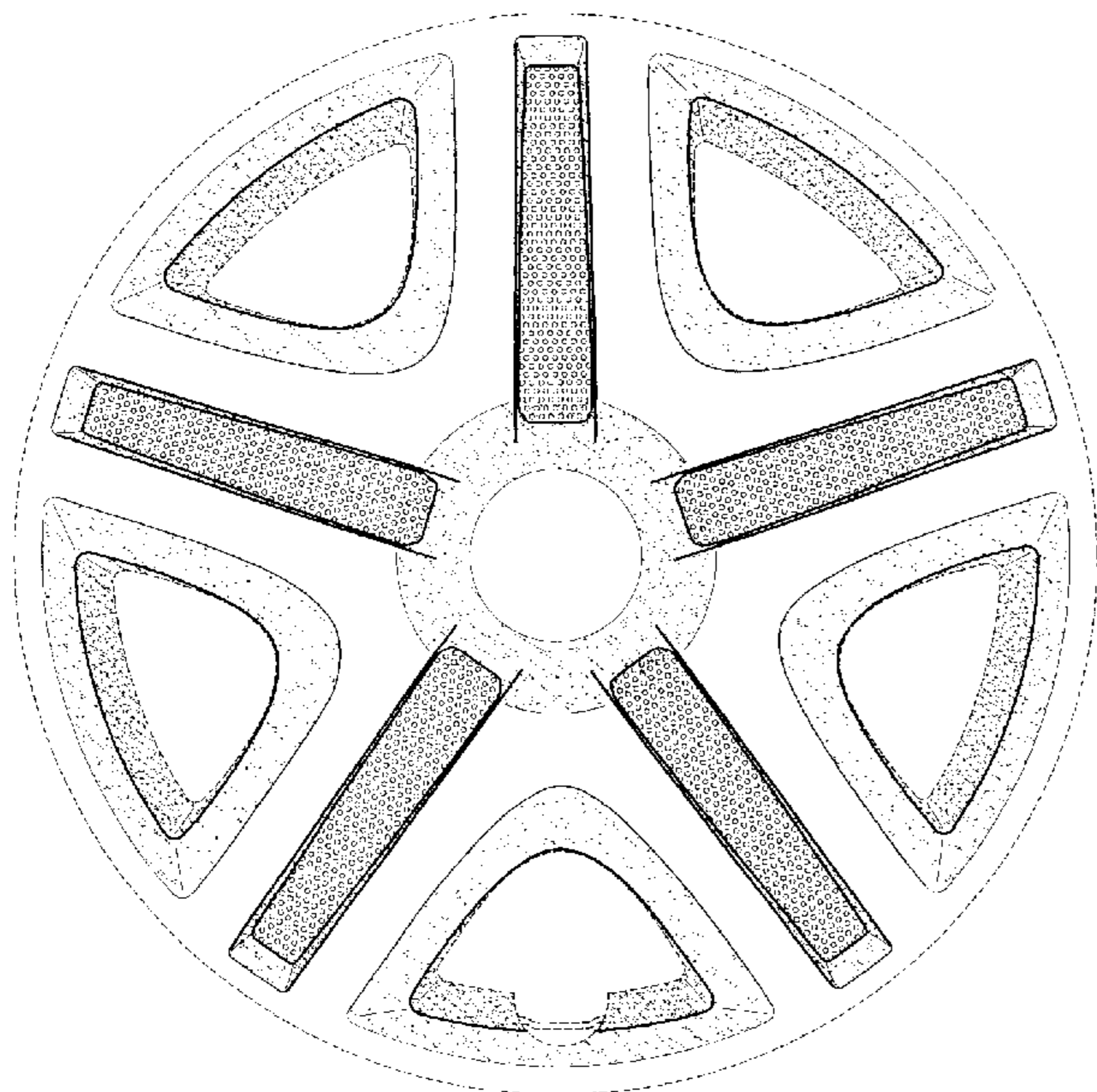


FIG. 1

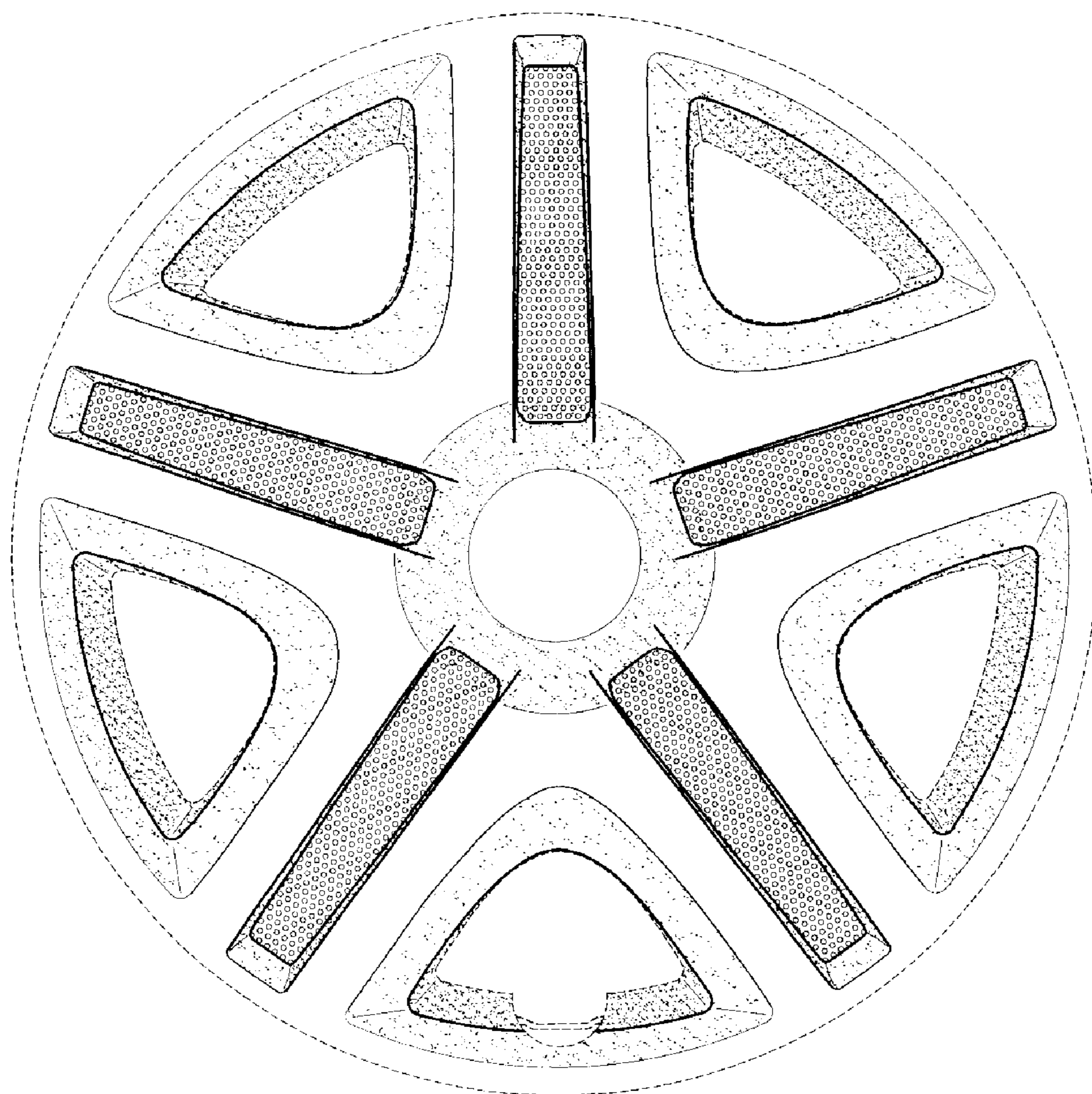


FIG. 2

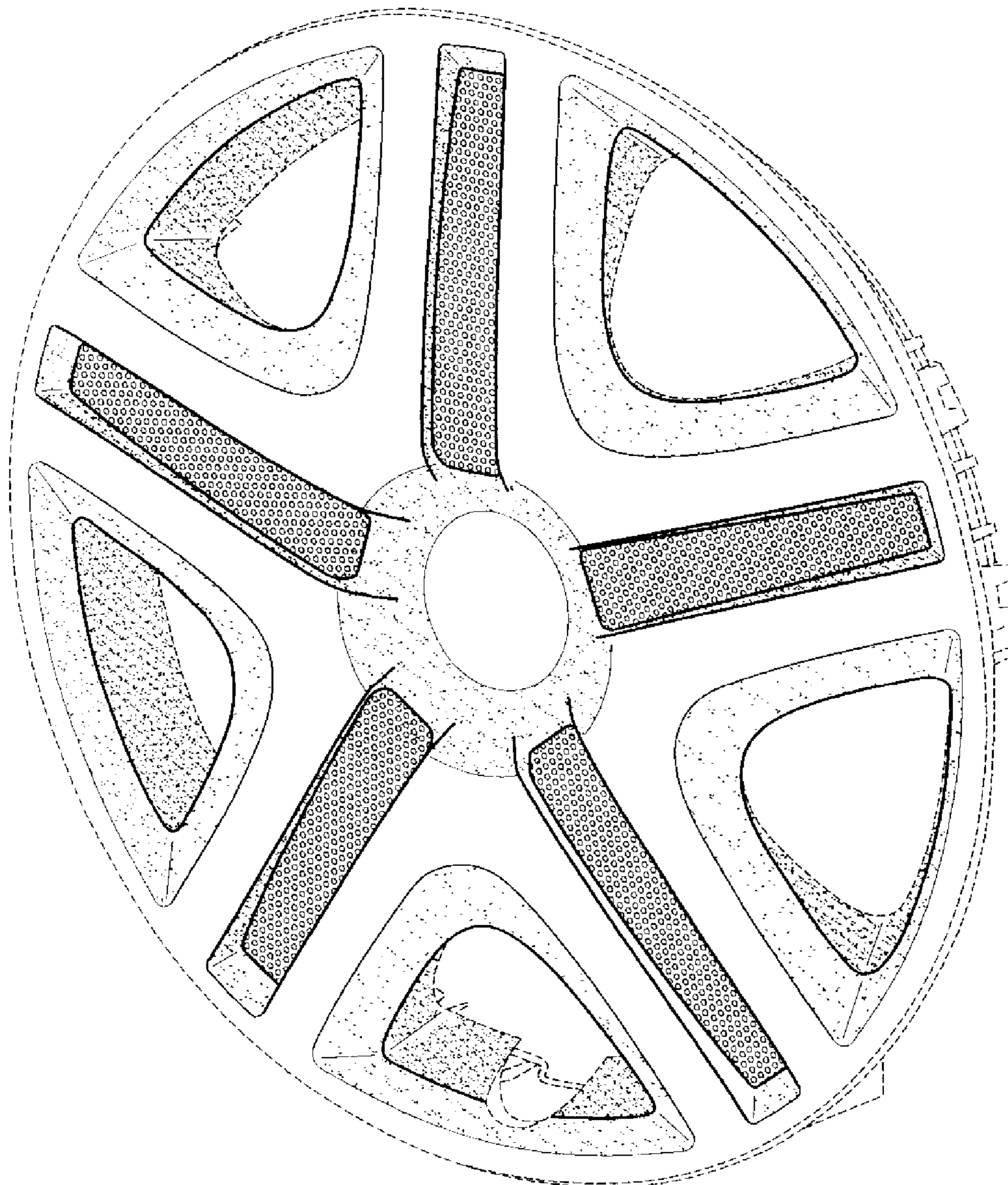


FIG. 3

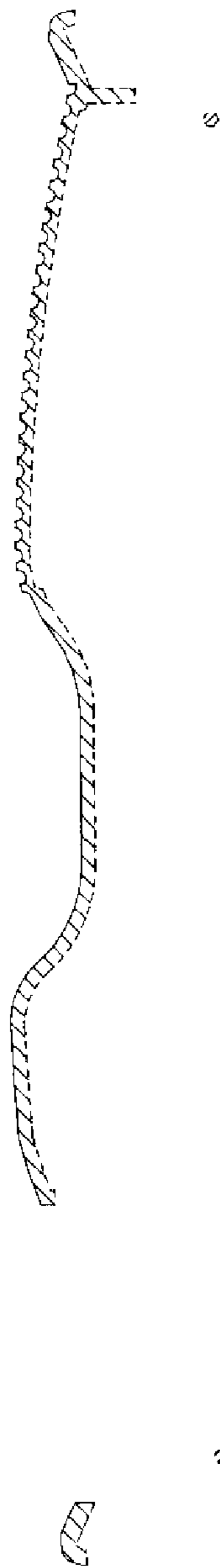


FIG. 4

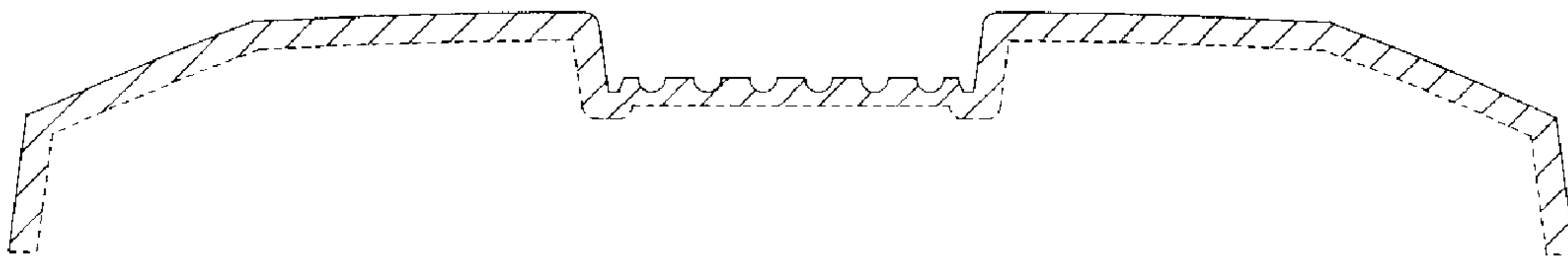


FIG. 5

