

US00D540235S

(12) **United States Design Patent**
Takechi

(10) **Patent No.:** **US D540,235 S**

(45) **Date of Patent:** **** Apr. 10, 2007**

(54) **VEHICLE WHEEL**

(75) Inventor: **Toshinori Takechi**, Matsuyama (JP)

(73) Assignee: **Takechi Project Co., Ltd.** (JP)

(**) Term: **14 Years**

(21) Appl. No.: **29/251,768**

(22) Filed: **Jan. 12, 2006**

(30) **Foreign Application Priority Data**

Jul. 25, 2005 (JP) 2005-021522

(51) **LOC (8) Cl.** **12-16**

(52) **U.S. Cl.** **D12/209**

(58) **Field of Classification Search** D12/204–213;
301/37.101, 64.101, 65
See application file for complete search history.

(56) **References Cited**

U.S. PATENT DOCUMENTS

D368,464 S	*	4/1996	Morley et al.	D12/209
D464,308 S	*	10/2002	Chung	D12/209
D472,864 S	*	4/2003	Kataoka	D12/209
D478,305 S	*	8/2003	Kern	D12/209
D496,320 S		9/2004	Cheng		
D497,583 S	*	10/2004	Walbey, Jr.	D12/209
D499,062 S	*	11/2004	Cheng	D12/209
D501,816 S	*	2/2005	Bernoni	D12/209
D505,372 S	*	5/2005	Kushartanto	D12/209

D508,885 S	*	8/2005	Marji	D12/209
D510,309 S	*	10/2005	Cheng	D12/211
D515,001 S	*	2/2006	Looho	D12/209
D521,920 S	*	5/2006	Phillips	D12/209

* cited by examiner

Primary Examiner—Stacia Cadmus

(74) *Attorney, Agent, or Firm*—SAIDMAN DesignLaw Group

(57) **CLAIM**

The ornamental design for a vehicle wheel, as shown and described.

DESCRIPTION

FIG. 1 is a front and right side perspective view of a vehicle wheel showing my new design;
 FIG. 2 is a front and right side view thereof;
 FIG. 3 is a front elevational view thereof;
 FIG. 4 is a top plan view thereof;
 FIG. 5 is a bottom plan view thereof;
 FIG. 6 is a right side view thereof;
 FIG. 7 is a left side view thereof;
 FIG. 8 is an enlarged partial view taken along the lines of **9—9** of FIG. 2;
 FIG. 9 is an enlarged partial view taken along the lines of **10—10** of FIG. 3; and,
 FIG. 10 is an enlarged partial view taken along the line of **11—11** of FIG. 3.

1 Claim, 6 Drawing Sheets

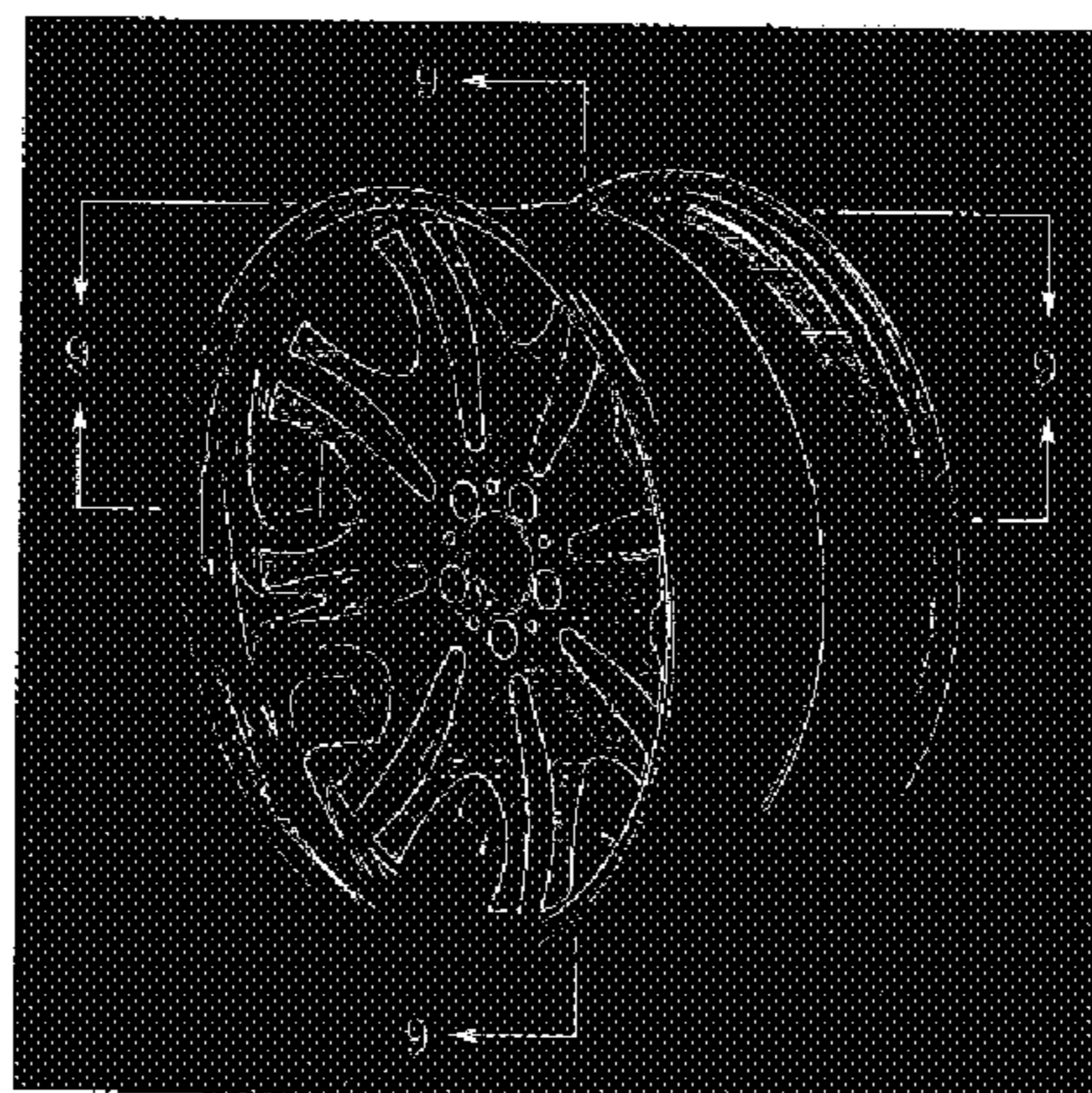



Fig.1




Fig.2

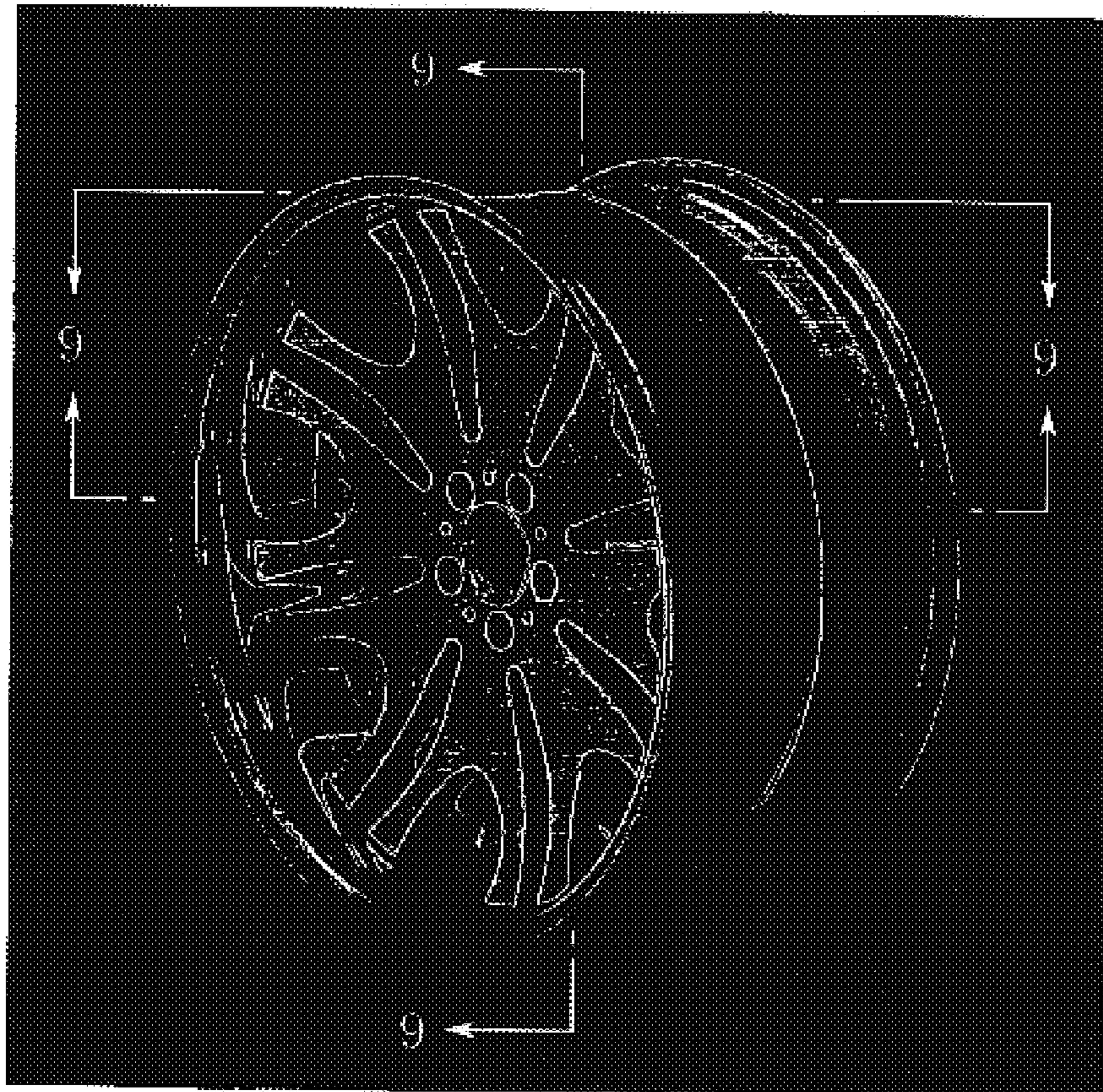


FIG. 3




FIG. 4

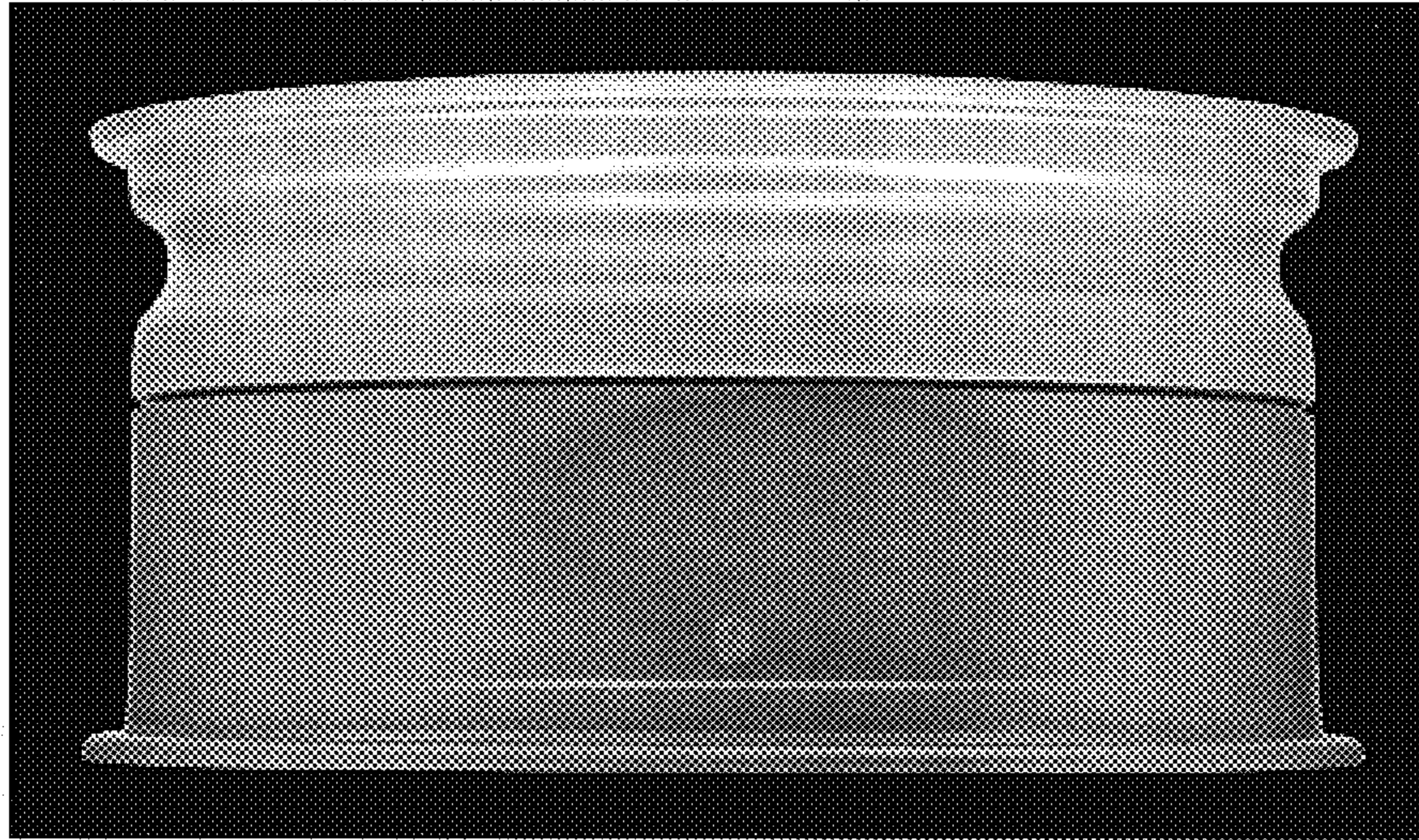


FIG. 5




FIG. 6




FIG. 7




FIG. 8




FIG. 9




FIG. 10

