

US00D540233S

(12) **United States Design Patent**  
**Harding**

(10) **Patent No.:** **US D540,233 S**

(45) **Date of Patent:** **\*\* Apr. 10, 2007**

(54) **HOODTRAY**

(76) Inventor: **Jeffrey W. Harding**, 6376 107th Ter.,  
Pinellas Park, FL (US) 33782

(\*\*) Term: **14 Years**

(21) Appl. No.: **29/210,614**

(22) Filed: **Aug. 3, 2004**

(51) **LOC (8) Cl.** ..... **12-16**

(52) **U.S. Cl.** ..... **D12/196**

(58) **Field of Classification Search** ..... D12/90-92,  
D12/193, 86, 169, 196, 190, 114, 126; D6/300-303;  
D8/354; 296/108.6, 24.4

See application file for complete search history.

(56) **References Cited**

**U.S. PATENT DOCUMENTS**

D213,184 S	*	1/1969	Allen	.....	D12/190
D286,035 S	*	10/1986	Fisher	.....	D12/190
D354,087 S	*	1/1995	Dunlap et al.	.....	D20/42
D431,174 S	*	9/2000	Merideth	.....	D8/354

\* cited by examiner

*Primary Examiner*—Melody N. Brown

(74) *Attorney, Agent, or Firm*—Larson & Larson, PA;  
Herbert W. Larson

(57) **CLAIM**

The ornamental design for a hoodtray, as shown and described.

**DESCRIPTION**

FIG. 1 is a top plan view of the hoodtray showing my novel design;

FIG. 2 is a bottom plan view thereof;

FIG. 3 is a left end view thereof;

FIG. 4 is a right end view thereof;

FIG. 5 is a front elevational view thereof;

FIG. 6 is a rear elevational view thereof;

FIG. 7 is a perspective view of the hoodtray of the present invention; and,

FIG. 8 is a perspective view of the hoodtray of the present invention as shown mounted on the hood of a police vehicle.

The broken lines shown in FIG. 8 are for illustrative purposes only and form no part of the overall claimed design.

**1 Claim, 4 Drawing Sheets**

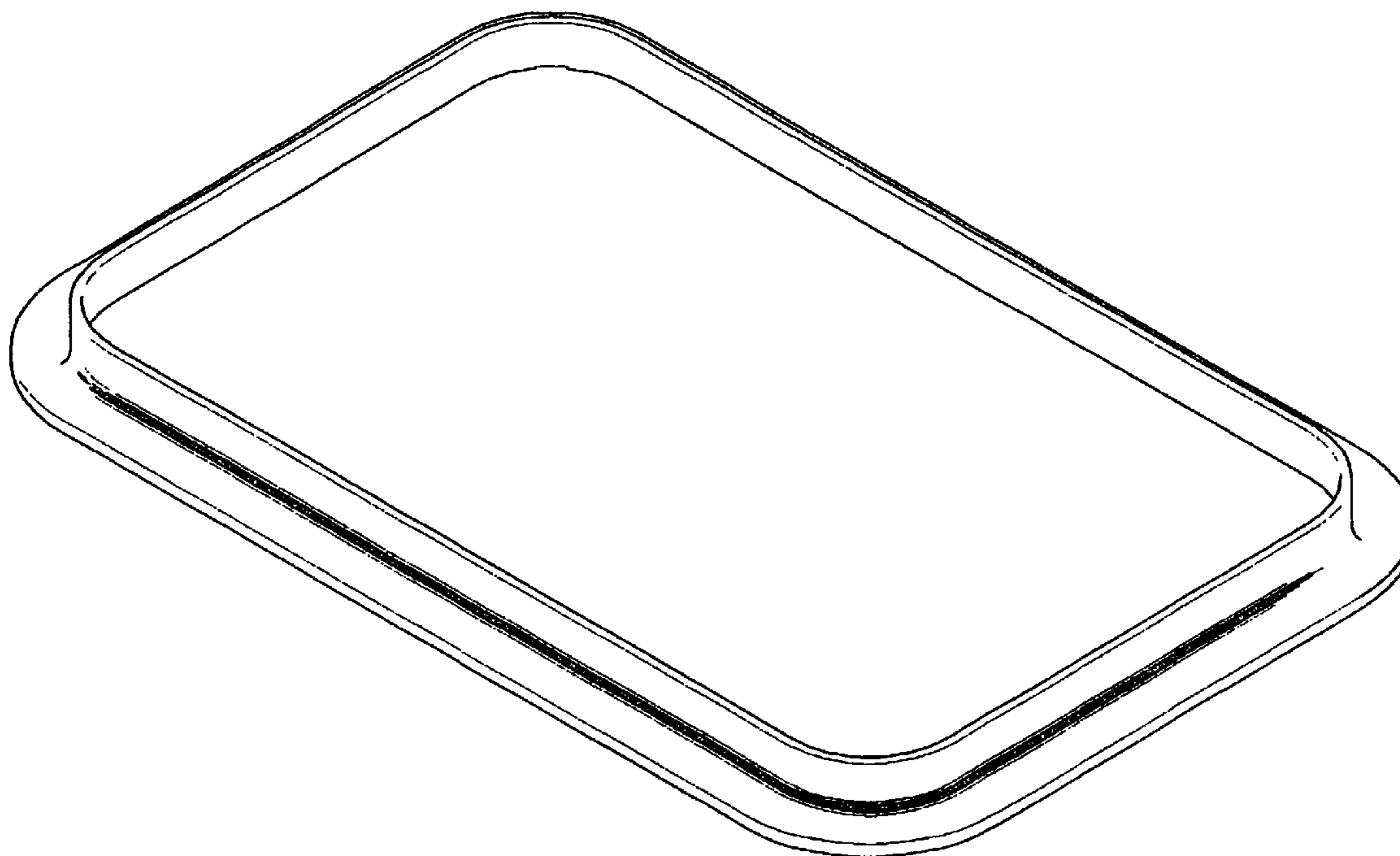


FIG. 1




FIG. 2




FIG. 3



FIG. 4



FIG. 5




FIG. 6



FIG. 7

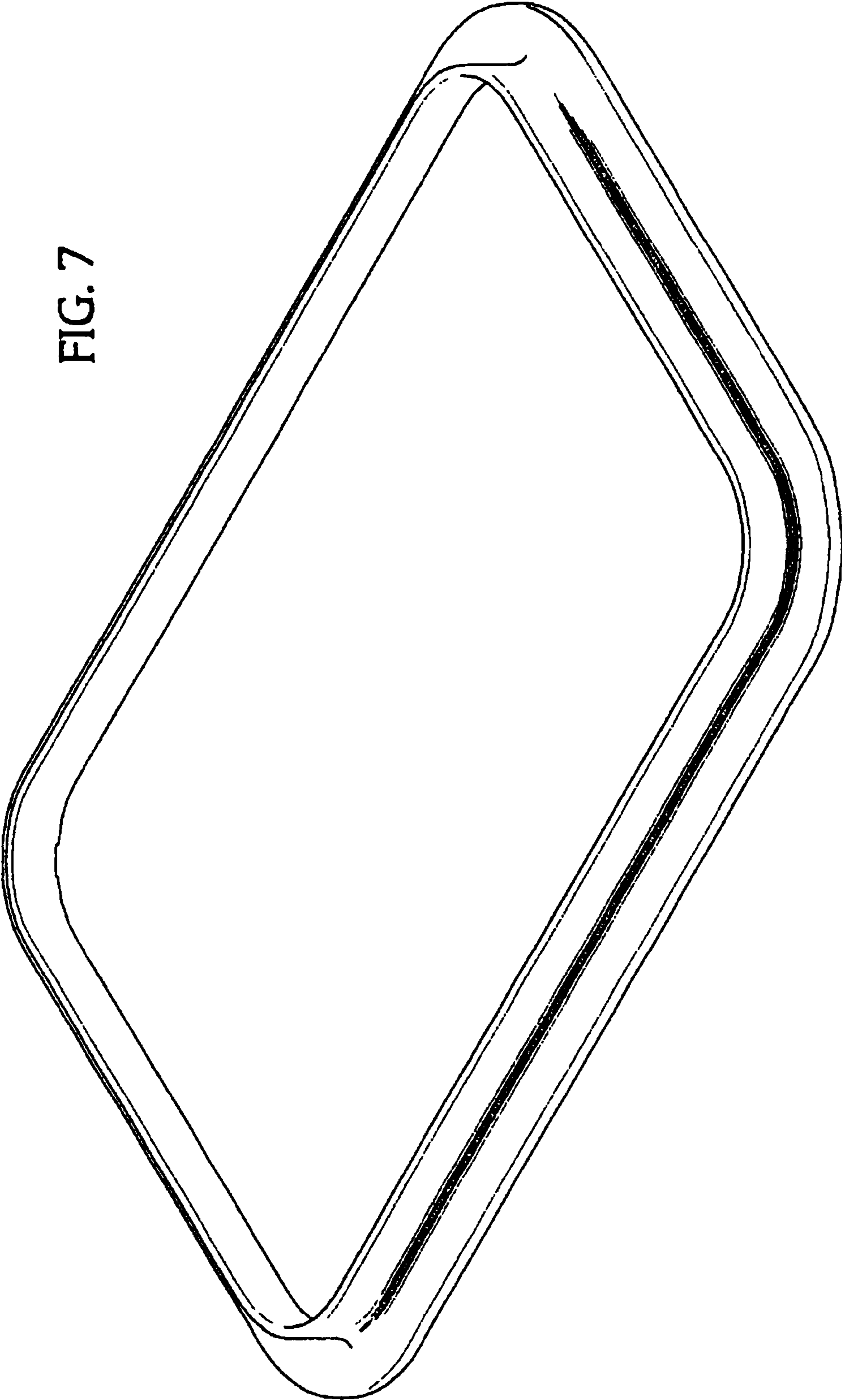


FIG. 8

