

US00D540226S

(12) **United States Design Patent**
Levy

(10) **Patent No.:** **US D540,226 S**
(45) **Date of Patent:** **** Apr. 10, 2007**

(54) **REAR BUMPER SPOILER**

(75) Inventor: **Todd Levy**, Göteborg (SE)
(73) Assignee: **Ford Global Technologies, LLC**,
Dearborn, MI (US)
(**) Term: **14 Years**

(21) Appl. No.: **29/257,993**

(22) Filed: **Apr. 13, 2006**

(51) **LOC (8) Cl.** **12-16**

(52) **U.S. Cl.** **D12/169**

(58) **Field of Classification Search** D12/90-92,
D12/86, 169, 196, 163, 181; 296/180.1, 180.2;
293/102, 113, 115, 117, 120
See application file for complete search history.

(56) **References Cited**

U.S. PATENT DOCUMENTS

D343,145 S	1/1994	Harbury	
D419,931 S	2/2000	Horbury et al.	
D424,131 S	5/2000	Horbury et al.	
D472,850 S	4/2003	Frasher et al.	
D491,851 S	* 6/2004	Perfetti et al.	D12/181
D501,647 S	2/2005	Otto et al.	
D506,956 S	* 7/2005	Wakasugi et al.	D12/169
D512,943 S	12/2005	Otto et al.	
D516,975 S	* 3/2006	Baum	D12/169
D522,937 S	* 6/2006	Tada	D12/169

OTHER PUBLICATIONS

Exterior Gallery of Volvo Car Model S40, Date Unknown,
www.volvocars.us/models/s40/gallery/360.htm, 5 pages.
Exterior Gallery of Volvo Car Model S60, Date Unknown,
www.volvocars.us/models/s60/gallery/360.htm, 5 pages.
Exterior Gallery of Volvo Car Model S60R, Date Unknown,
www.volvocars.us/models/s60/gallery/_360_s60r.htm, 5
pages.

Exterior Gallery of Volvo Car Model S80, Date Unknown,
www.volvocars.us/models/s80/gallery/360.htm, 5 pages.
Exterior Gallery of Volvo Car Model V50, Date Unknown,
www.volvocars.us/models/v50/gallery/360.htm, 5 pages.
Exterior Gallery of Volvo Car Model V70, Date Unknown,
www.volvocars.us/models/v70/gallery/360.htm, 5 pages.
Exterior Gallery of Volvo Car Model V70R, Date Unknown,
www.volvocars.us/models/v70/gallery/_360_v70r.htm, 5
pages.
Exterior Gallery of Volvo Car Model XC70, Date Unknown,
www.volvocars.us/models/xc70/gallery/360.htm, 5 pages.
Exterior Gallery of Volvo Car Model XC90, Date Unknown,
www.volvocars.us/models/xc90/gallery/360.htm, 5 pages.

* cited by examiner

Primary Examiner—Melody N. Brown

(74) *Attorney, Agent, or Firm*—Brooks Kushman, P.C.

(57) **CLAIM**

The ornamental design for a rear bumper spoiler, as shown
and described.

DESCRIPTION

FIG. 1 is a perspective view of a rear bumper spoiler in
accordance with the present invention;
FIG. 2 is another perspective view of the rear bumper spoiler
of FIG. 1;
FIG. 3 is a rear perspective view of the rear bumper spoiler
of FIG. 1;
FIG. 4 is a front elevation view of the rear bumper spoiler
of FIG. 1;
FIG. 5 is a top plan view of the rear bumper spoiler of FIG.
1;
FIG. 6 is a bottom side view of the rear bumper spoiler of
FIG. 1; and,
FIG. 7 is a right side elevation view of the rear bumper
spoiler of FIG. 1, wherein a left side elevation view is a
mirror image thereof.

1 Claim, 7 Drawing Sheets






Fig. 1



Fig. 2




Fig. 3



Fig. 4



Fig. 5




Fig. 6




Fig. 7

UNITED STATES PATENT AND TRADEMARK OFFICE
CERTIFICATE OF CORRECTION

PATENT NO. : Des. 540,226 S
APPLICATION NO. : 29/257993
DATED : April 10, 2007
INVENTOR(S) : Todd Levy

Page 1 of 9

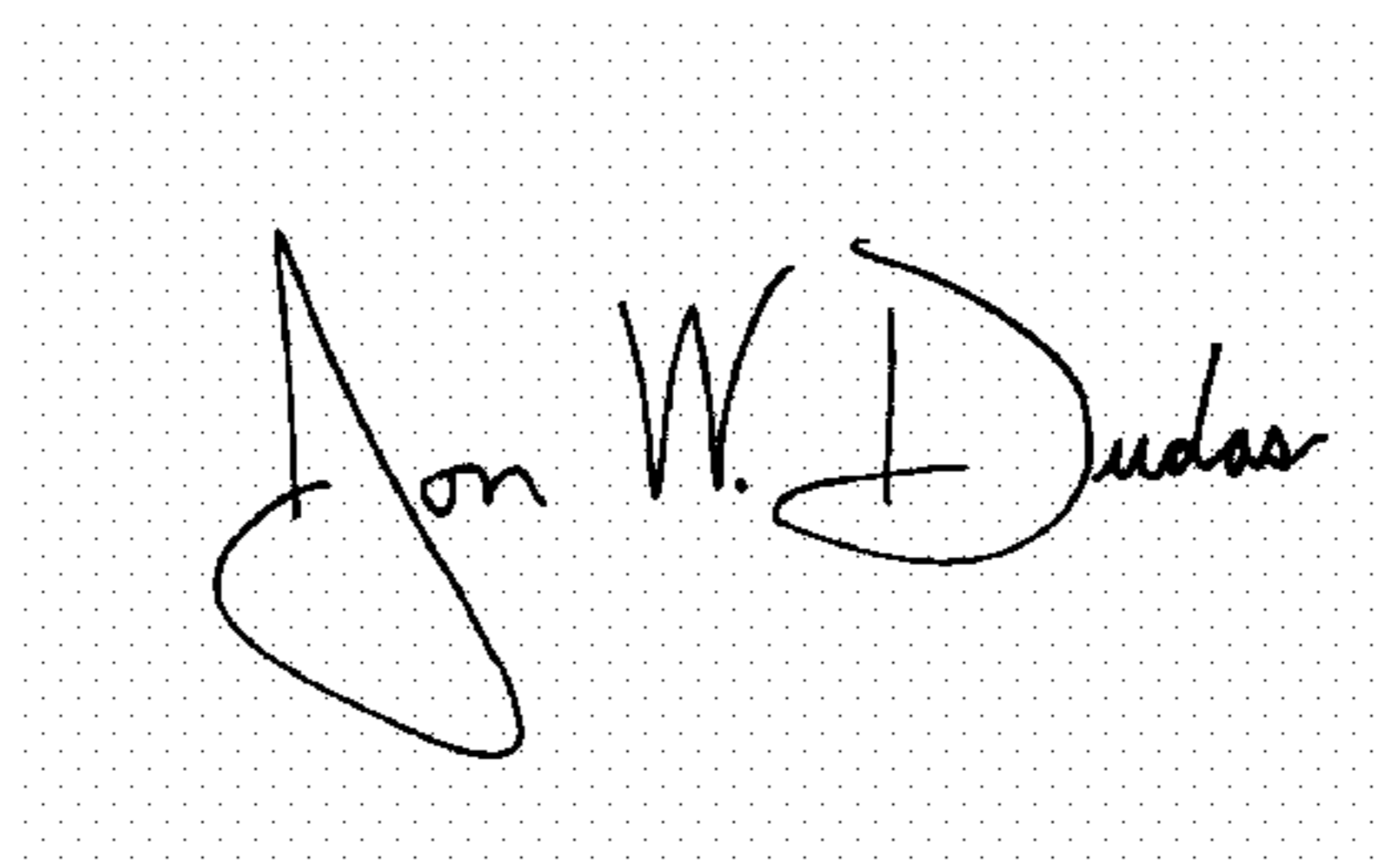
It is certified that error appears in the above-identified patent and that said Letters Patent is hereby corrected as shown below:

The title page showing the illustrative figure should be deleted and substitute with the attached title page.

The drawing sheet, consisting of Fig. 1-7, should be deleted and replaced with drawing sheet, consisting of Fig. 1-7, as shown on the attached page.

Signed and Sealed this

Eighteenth Day of September, 2007

A handwritten signature in black ink on a light gray dotted background. The signature reads "Jon W. Dudas" in a cursive style.

JON W. DUDAS

Director of the United States Patent and Trademark Office

(12) **United States Design Patent** (10) **Patent No.:** **US D540,226 S**
Levy (45) **Date of Patent:** **** Apr. 10, 2007**

(54) **REAR BUMPER SPOILER**

(75) **Inventor:** Todd Levy, Göteborg (SE)

(73) **Assignee:** Ford Global Technologies, LLC,
Dearborn, MI (US)

(**) **Term:** 14 Years

(21) **Appl. No.:** 29/257,993

(22) **Filed:** Apr. 13, 2006

(51) **LOC (8) Cl.** 12-16

(52) **U.S. Cl.** D12/169

(58) **Field of Classification Search** D12/90-92,
D12/86, 169, 196, 163, 181; 296/180.1, 180.2;
293/102, 113, 115, 117, 120

See application file for complete search history.

(56) **References Cited**

U.S. PATENT DOCUMENTS

D343,145 S	1/1994	Harbury	
D419,931 S	2/2000	Harbury et al.	
D424,131 S	5/2000	Harbury et al.	
D472,850 S	4/2003	Fraser et al.	
D491,851 S	* 6/2004	Perfetti et al.	D12/181
D501,647 S	2/2005	Otto et al.	
D506,956 S	* 7/2005	Wakasugi et al.	D12/169
D512,943 S	12/2005	Otto et al.	
D516,975 S	* 3/2006	Baum	D12/169
D522,937 S	* 6/2006	Tada	D12/169

OTHER PUBLICATIONS

Exterior Gallery of Volvo Car Model S40, Date Unknown,
www.volvocars.us/models/s40/gallery/360.htm, 5 pages.
Exterior Gallery of Volvo Car Model S60, Date Unknown,
www.volvocars.us/models/s60/gallery/360.htm, 5 pages.
Exterior Gallery of Volvo Car Model S60R, Date Unknown,
www.volvocars.us/models/s60/gallery/_360_s60r.htm, 5
pages.

Exterior Gallery of Volvo Car Model S80, Date Unknown,
www.volvocars.us/models/s80/gallery/360.htm, 5 pages.
Exterior Gallery of Volvo Car Model V50, Date Unknown,
www.volvocars.us/models/v50/gallery/360.htm, 5 pages.
Exterior Gallery of Volvo Car Model V70, Date Unknown,
www.volvocars.us/models/v70/gallery/360.htm, 5 pages.
Exterior Gallery of Volvo Car Model V70R, Date Unknown,
www.volvocars.us/models/v70/gallery/_360_v70r.htm, 5
pages.

Exterior Gallery of Volvo Car Model XC70, Date Unknown,
www.volvocars.us/models/xc70/gallery/360.htm, 5 pages.

Exterior Gallery of Volvo Car Model XC90, Date Unknown,
www.volvocars.us/models/xc90/gallery/360.htm, 5 pages.

* cited by examiner

Primary Examiner—Melody N. Brown

(74) *Attorney, Agent, or Firm*—Brooks Kushman, P.C.


(57) **CLAIM**

The ornamental design for a rear bumper spoiler, as shown
and described.

DESCRIPTION

FIG. 1 is a perspective view of a rear bumper spoiler in
accordance with the present invention;
FIG. 2 is another perspective view of the rear bumper spoiler
of FIG. 1;
FIG. 3 is a rear perspective view of the rear bumper spoiler
of FIG. 1;
FIG. 4 is a front elevation view of the rear bumper spoiler
of FIG. 1;
FIG. 5 is a top plan view of the rear bumper spoiler of FIG.
1;
FIG. 6 is a bottom side view of the rear bumper spoiler of
FIG. 1; and,
FIG. 7 is a right side elevation view of the rear bumper
spoiler of FIG. 1, wherein a left side elevation view is a
mirror image thereof.

1 Claim, 7 Drawing Sheets



U.S. Patent

Apr. 10, 2007

Sheet 1 of 7

D540,226 S




Fig. 1

U.S. Patent

Apr. 10, 2007

Sheet 2 of 7

D540,226 S

Fig. 2

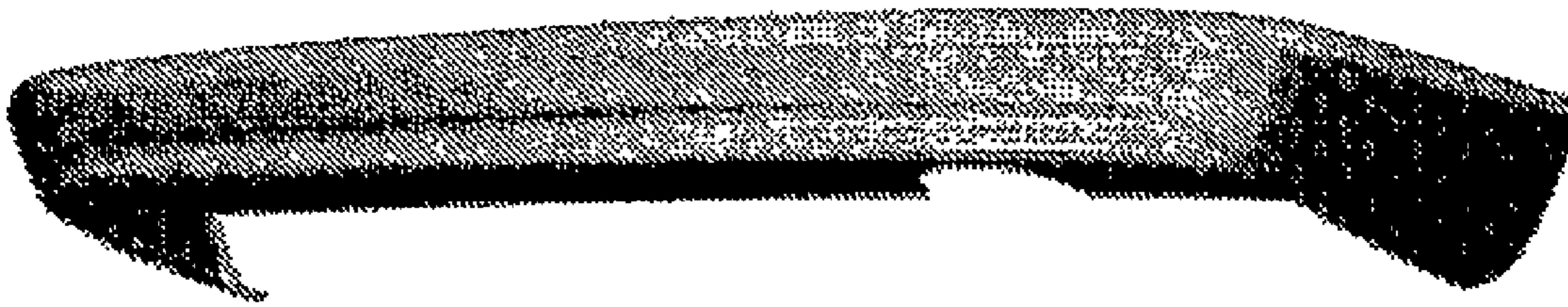
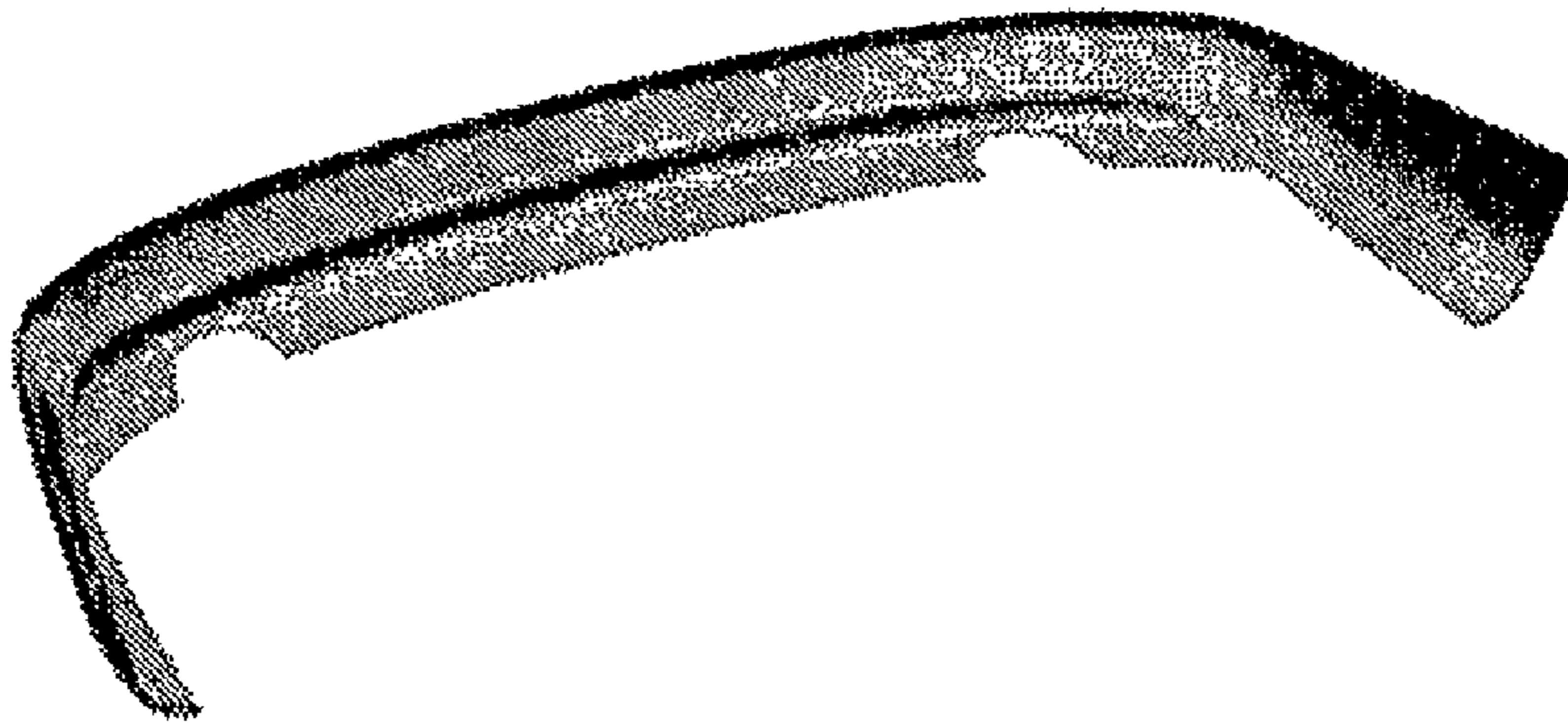


Fig. 3



U.S. Patent

Apr. 10, 2007

Sheet 4 of 7

D540,226 S




Fig. 4

U.S. Patent

Apr. 10, 2007

Sheet 5 of 7

D540,226 S

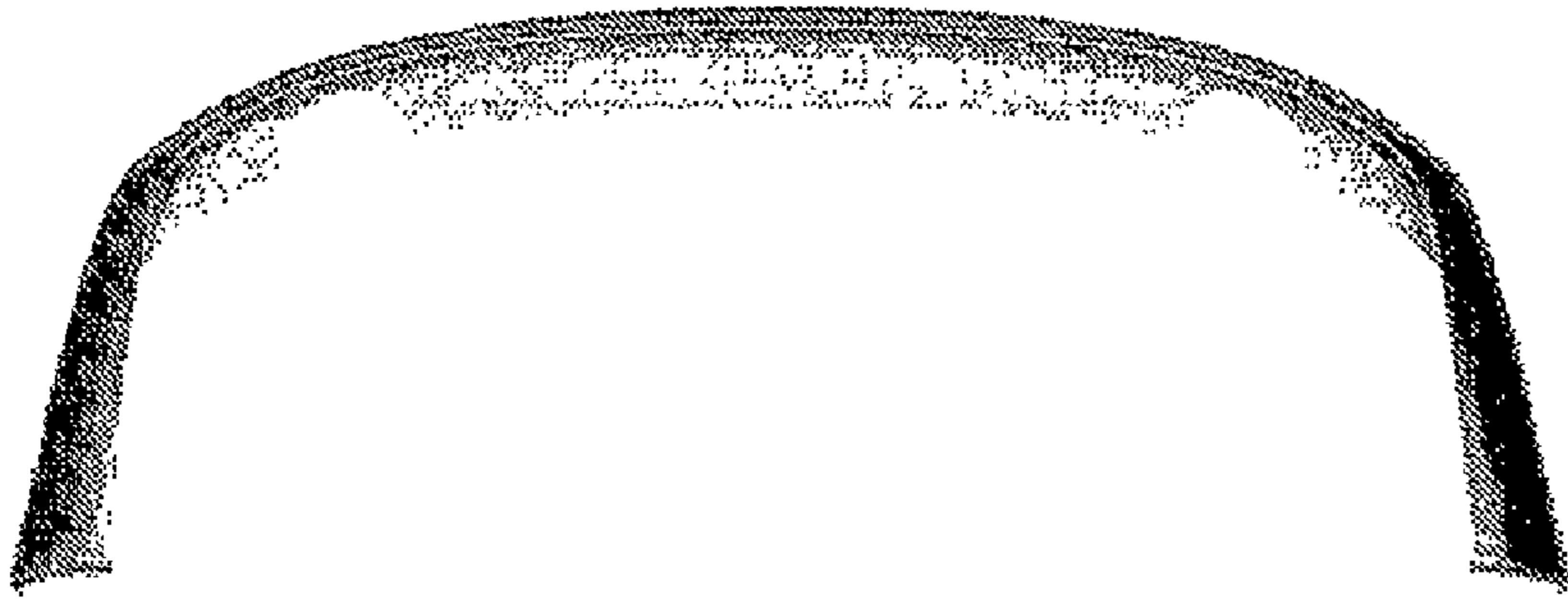


Fig. 5

U.S. Patent

Apr. 10, 2007

Sheet 6 of 7

D540,226 S




Fig. 6

U.S. Patent

Apr. 10, 2007

Sheet 7 of 7

D540,226 S




Fig. 7