



US00D540217S

(12) **United States Design Patent**
Komuro

(10) **Patent No.:** **US D540,217 S**

(45) **Date of Patent:** **** Apr. 10, 2007**

(54) **SURFACE CONFIGURATION OF A VEHICLE BODY, TOY, AND/OR REPLICA**

D516,958 S * 3/2006 Sakae et al. D12/92
D525,915 S * 8/2006 Minowa et al. D12/92
D531,547 S * 11/2006 Hiruta et al. D12/92

(75) Inventor: **Hideo Komuro**, Tokyo (JP)

* cited by examiner

(73) Assignee: **Nissan Motor Co., Ltd.**, Yokohama (JP)

Primary Examiner—Melody N. Brown

(74) *Attorney, Agent, or Firm*—Foley & Lardner LLP

(**) Term: **14 Years**

(57) **CLAIM**

(21) Appl. No.: **29/257,136**

The ornamental design for a surface configuration of a vehicle body, toy, and/or replica, as shown and described.

(22) Filed: **Mar. 30, 2006**

DESCRIPTION

(51) **LOC (8) Cl.** **12-08**

(52) **U.S. Cl.** **D12/92**

(58) **Field of Classification Search** D12/90–92,
D12/86, 88; D21/424, 433; 296/181.1, 181.5
See application file for complete search history.

FIG. 1 is a front perspective view of a surface configuration of a vehicle body, toy, and/or replica;
FIG. 2 is a rear perspective view thereof;
FIG. 3 is a front view thereof;
FIG. 4 is a rear view thereof;
FIG. 5 is a top plan view thereof;
FIG. 6 is a bottom view thereof;
FIG. 7 is a left side view thereof; and,
FIG. 8 is a right side view thereof.

(56) **References Cited**

U.S. PATENT DOCUMENTS

D514,475 S * 2/2006 Lee D12/92
D514,985 S * 2/2006 Nagashima D12/92

1 Claim, 8 Drawing Sheets





Fig.1




Fig.2




Fig.3




Fig.4

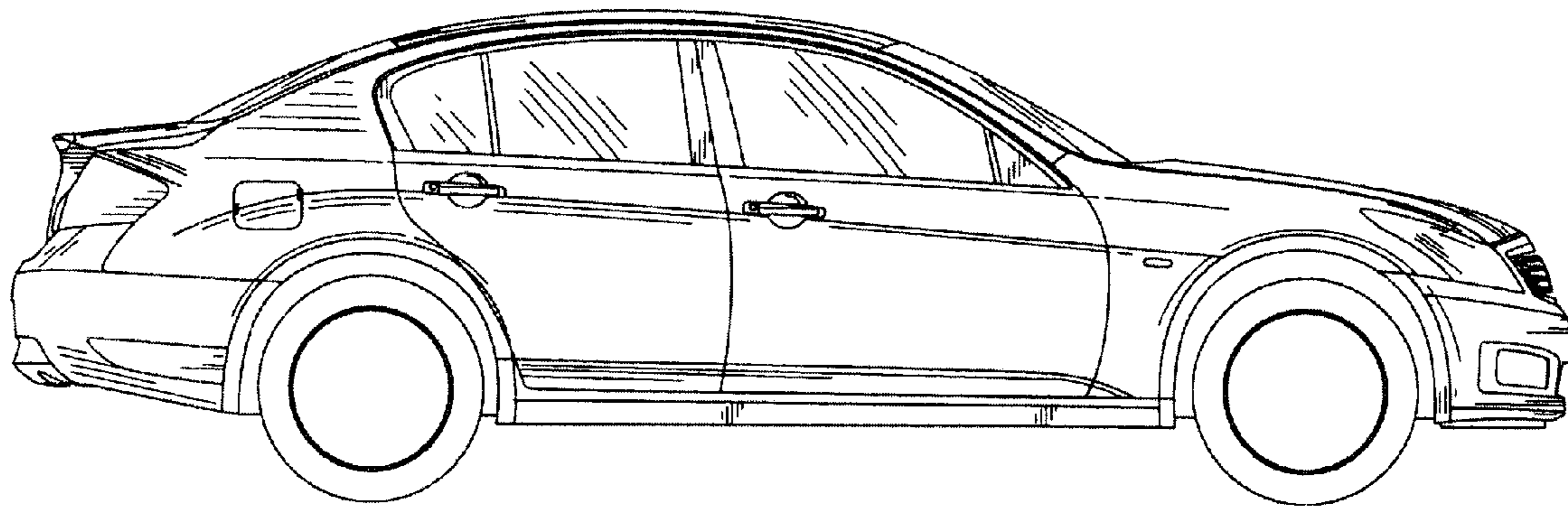


Fig.5

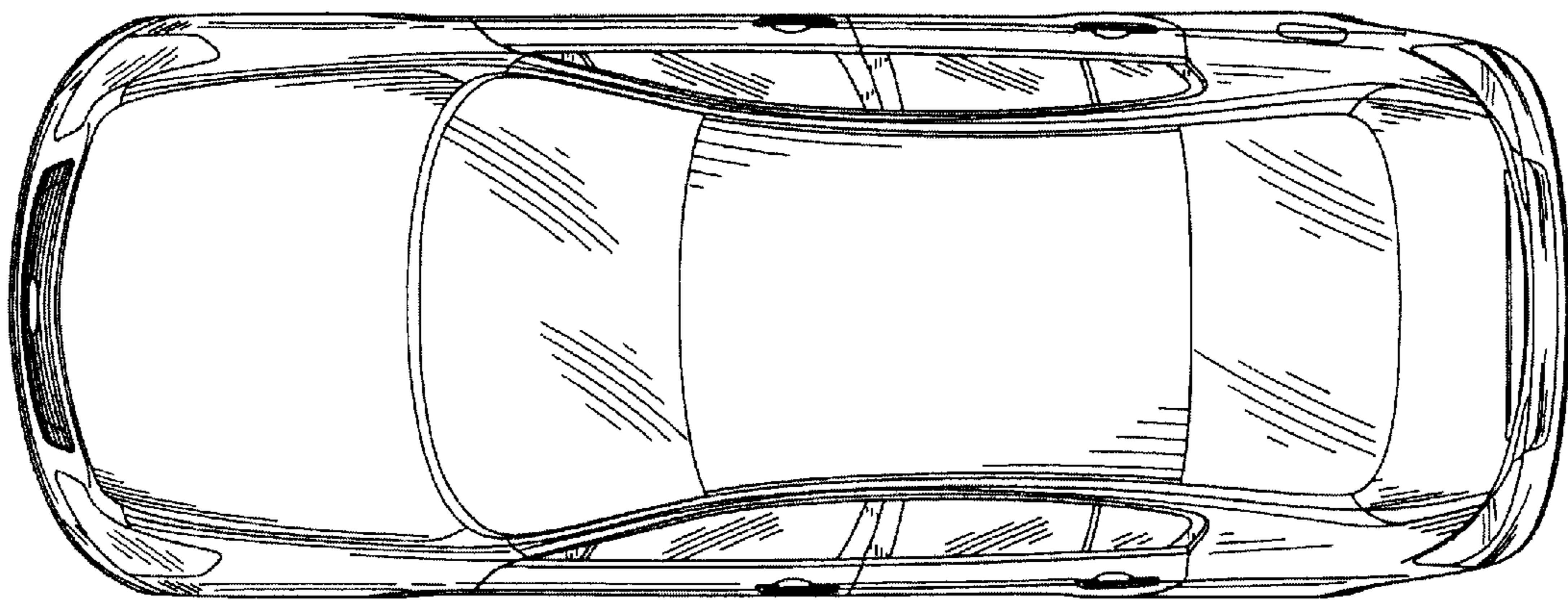


Fig.6

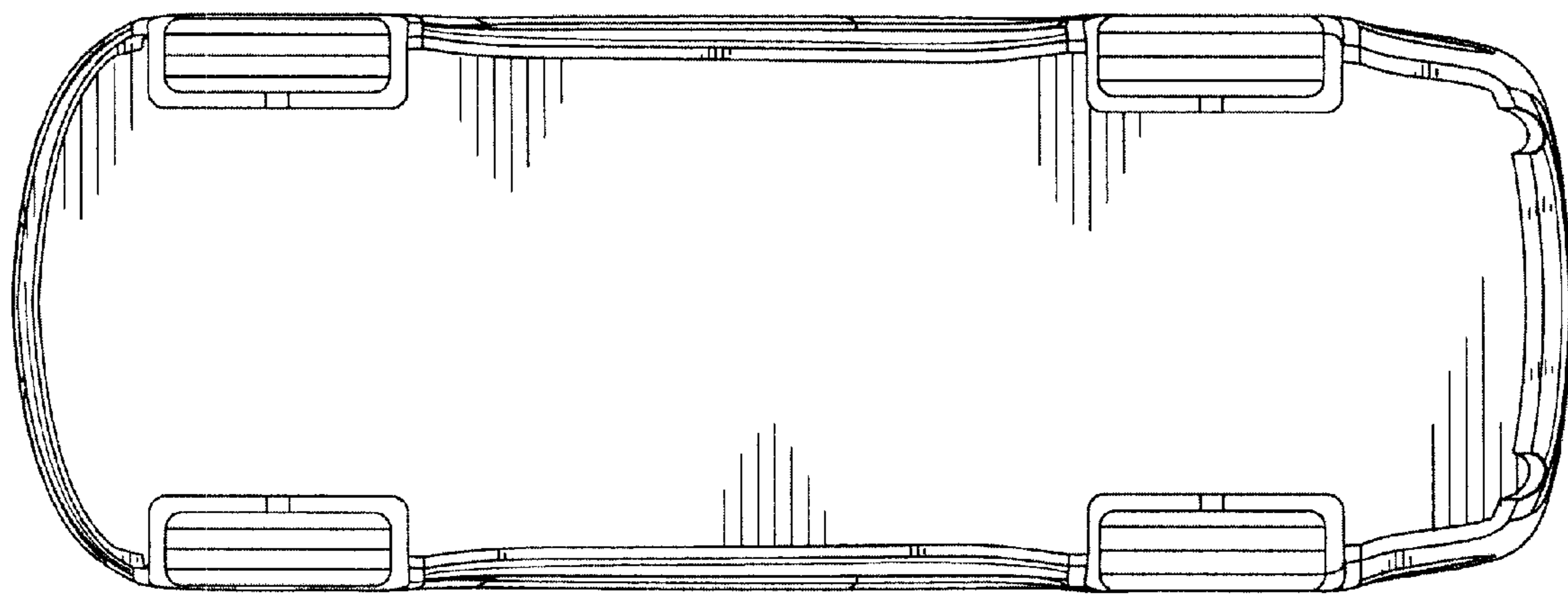


Fig. 7




Fig.8

