

US00D540215S

(12) **United States Design Patent**  
**Date et al.**

(10) **Patent No.:** **US D540,215 S**

(45) **Date of Patent:** **\*\* Apr. 10, 2007**

(54) **AUTOMOBILE**

(75) Inventors: **Masayasu Date**, Hamamatsu (JP);  
**Tadao Kaneko**, Hamamatsu (JP);  
**Hiroyuki Tokuda**, Hamamatsu (JP);  
**Wataru Watanabe**, Hamamatsu (JP)

(73) Assignee: **Suzuki Motor Corporation**,  
Hamamatsu-shi, Shizuoka-ken (JP)

(\*\*) Term: **14 Years**

(21) Appl. No.: **29/257,606**

(22) Filed: **Apr. 7, 2006**

(30) **Foreign Application Priority Data**

Oct. 11, 2005 (JP) ..... 2005-029508

(51) **LOC (8) Cl.** ..... **12-08**

(52) **U.S. Cl.** ..... **D12/91**

(58) **Field of Classification Search** ..... D12/90-92,  
D12/86, 88; D21/424, 433; 296/181.1, 181.5  
See application file for complete search history.

(56) **References Cited**

**U.S. PATENT DOCUMENTS**

D520,909 S \* 5/2006 Tokutake et al. .... D12/91

D525,564 S \* 7/2006 Akamine et al. .... D12/91  
D528,470 S \* 9/2006 Fukui et al. .... D12/91  
D528,472 S \* 9/2006 Yamada et al. .... D12/91  
D530,241 S \* 10/2006 Sawai et al. .... D12/91

\* cited by examiner

*Primary Examiner*—Melody N. Brown

(74) *Attorney, Agent, or Firm*—Jacobson Holman PLLC

(57) **CLAIM**

The ornamental design for an automobile, as shown and described.

**DESCRIPTION**

FIG. 1 is a front perspective view showing our new design for an automobile,

FIG. 2 is a front view thereof,

FIG. 3 is a right side view thereof,

FIG. 4 is a rear view thereof,

FIG. 5 is a rear perspective view thereof,

FIG. 6 is a left side view thereof,

FIG. 7 is a top view thereof; and,

FIG. 8 is a bottom view thereof.

**1 Claim, 4 Drawing Sheets**




FIG. 1




FIG. 2

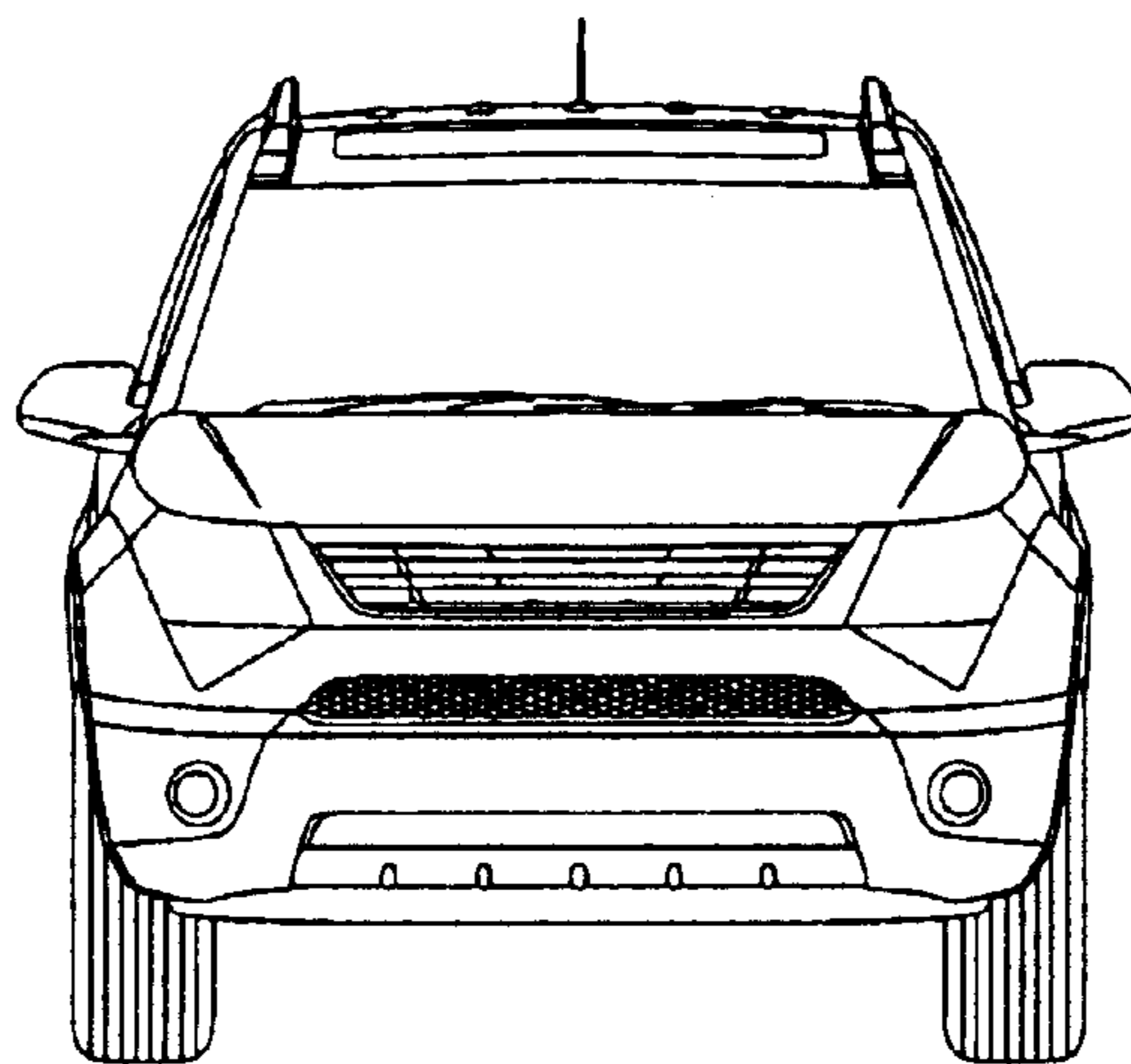


FIG. 3




FIG. 4

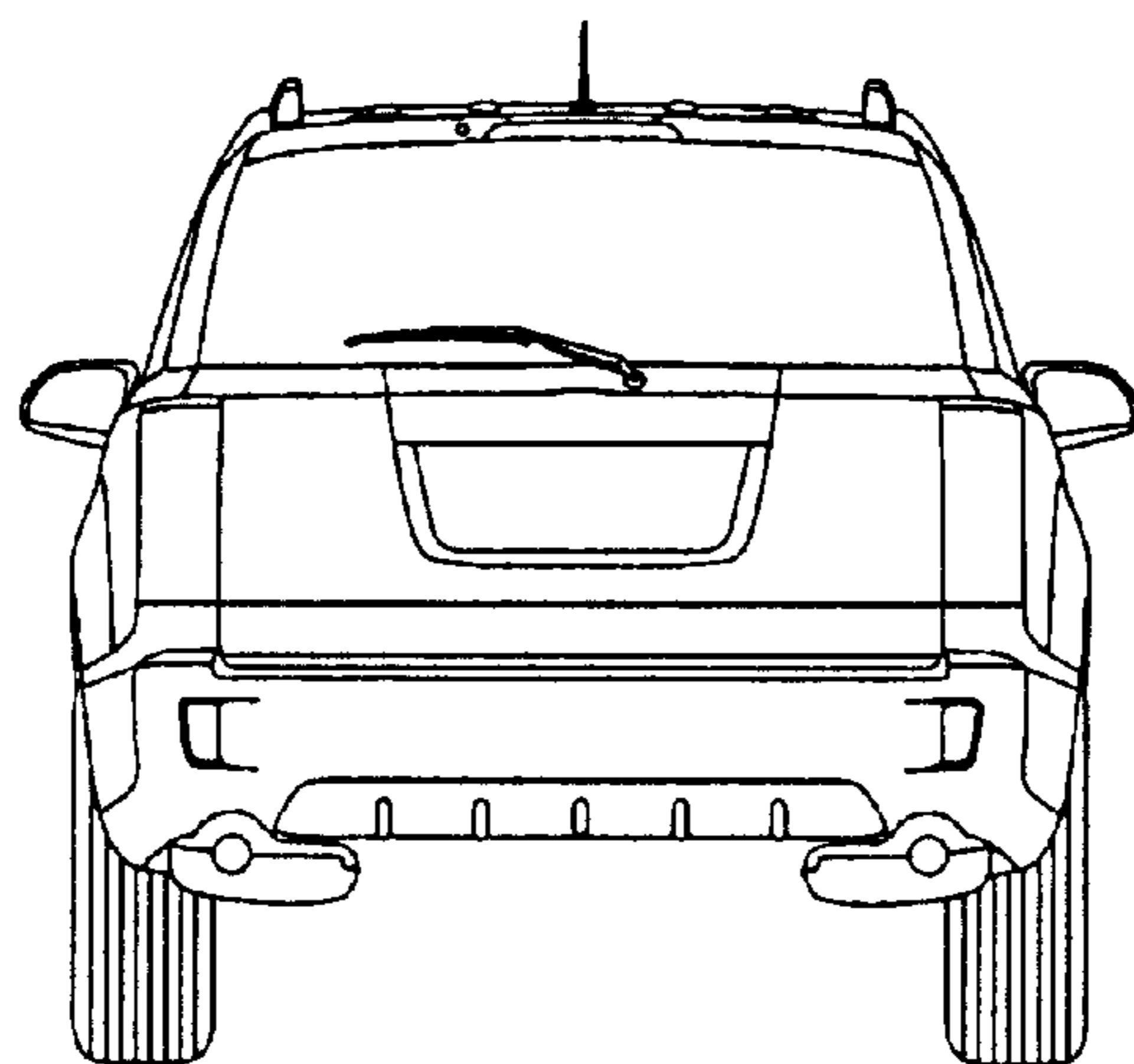


FIG. 5




FIG. 6




FIG. 7

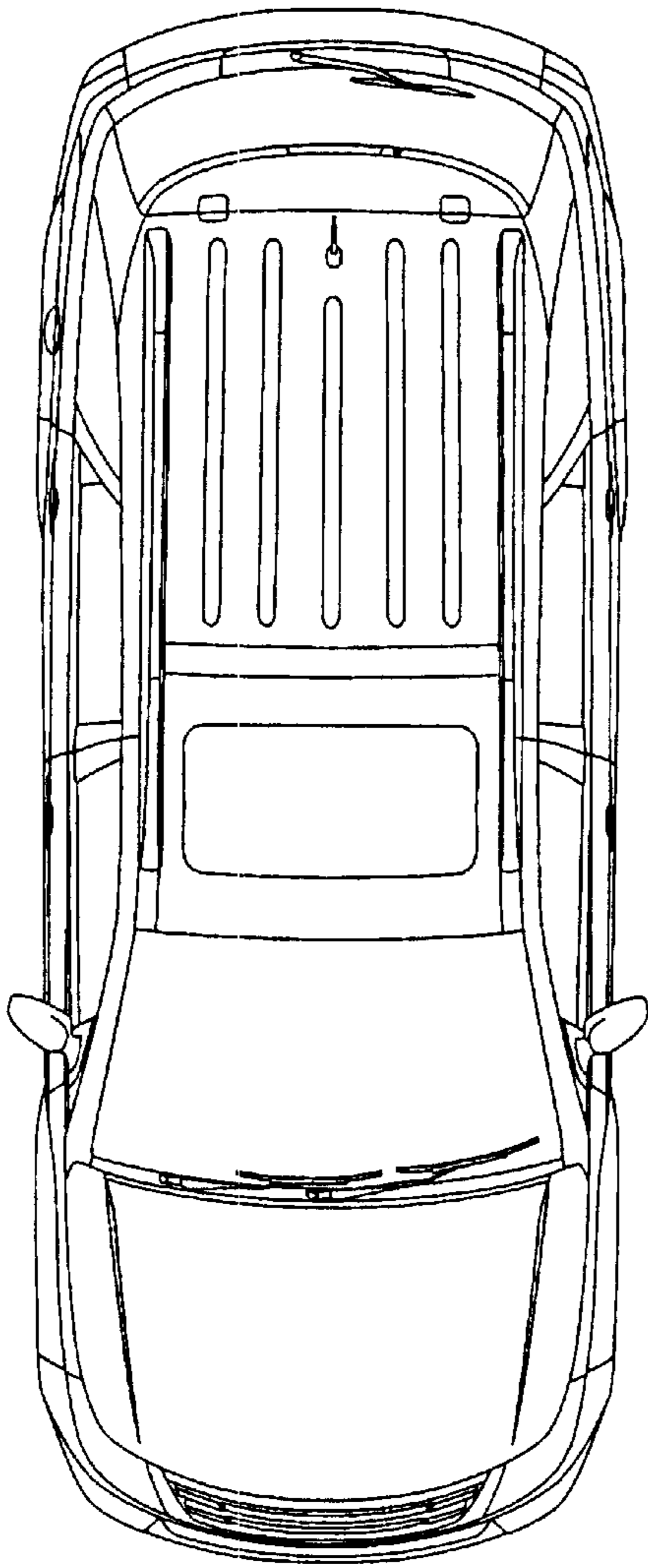


FIG. 8

