



US00D540214S

(12) **United States Design Patent**
Nakai et al.

(10) **Patent No.:** **US D540,214 S**
(45) **Date of Patent:** **** Apr. 10, 2007**

(54) **AUTOMOBILE**

(75) Inventors: **Eri Nakai**, Saitama (JP); **Kazumasa Takikawa**, Saitama (JP)

(73) Assignee: **Honda Motor Co., Ltd.**, Tokyo (JP)

(**) Term: **14 Years**

(21) Appl. No.: **29/257,465**

(22) Filed: **Apr. 5, 2006**

(30) **Foreign Application Priority Data**

Oct. 21, 2005 (JP) 2005-030884

(51) **LOC (8) Cl.** **12-08**

(52) **U.S. Cl.** **D12/91**

(58) **Field of Classification Search** D12/90-92,
D12/86, 88; D21/424, 433; 296/181.1, 181.5
See application file for complete search history.

(56) **References Cited**

U.S. PATENT DOCUMENTS

D470,796 S * 2/2003 Nakajima et al. D12/91
D490,019 S * 5/2004 Sakae D12/91

D499,048 S * 11/2004 Tsukahara et al. D12/91
D504,087 S * 4/2005 Hakamata et al. D12/91
D525,911 S * 8/2006 Taguchi et al. D12/91

* cited by examiner

Primary Examiner—Melody N. Brown

(74) *Attorney, Agent, or Firm*—Westerman, Hattori,
Daniels & Adrian, LLP.

(57) **CLAIM**

The ornamental design for, an automobile, as shown and described.

DESCRIPTION

FIG. 1 is a front elevation view of an automobile, showing our new design;

FIG. 2 is a top plan view thereof;

FIG. 3 is a right side elevation view thereof;

FIG. 4 is a left side elevation view thereof;

FIG. 5 is a perspective view thereof; and,

FIG. 6 is another perspective view thereof.

The rear elevation view is a mirror image of the front elevation view. The broken lines are for illustrative purposes only and form no part of the claimed design.

1 Claim, 5 Drawing Sheets




FIG. 1


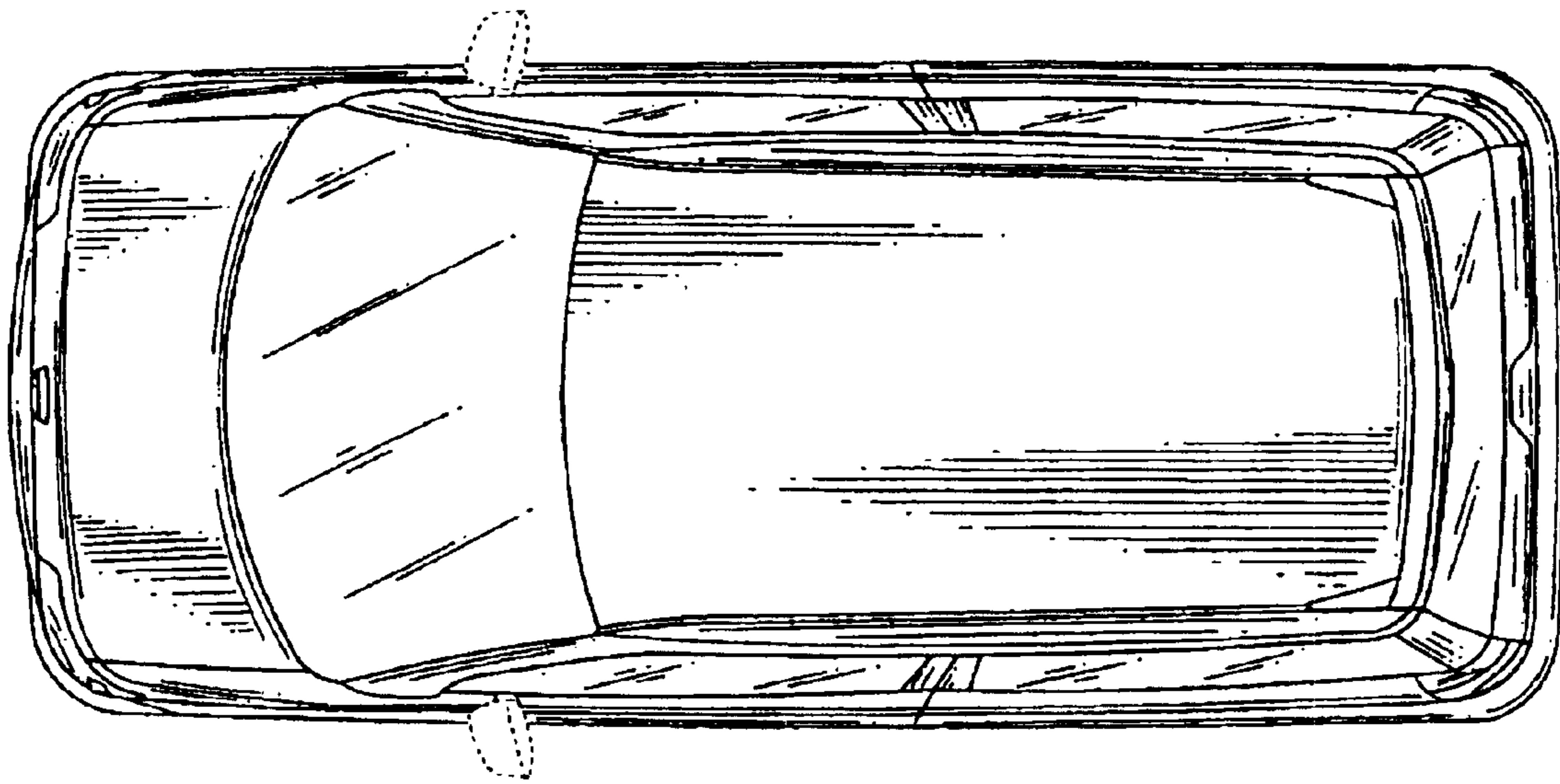
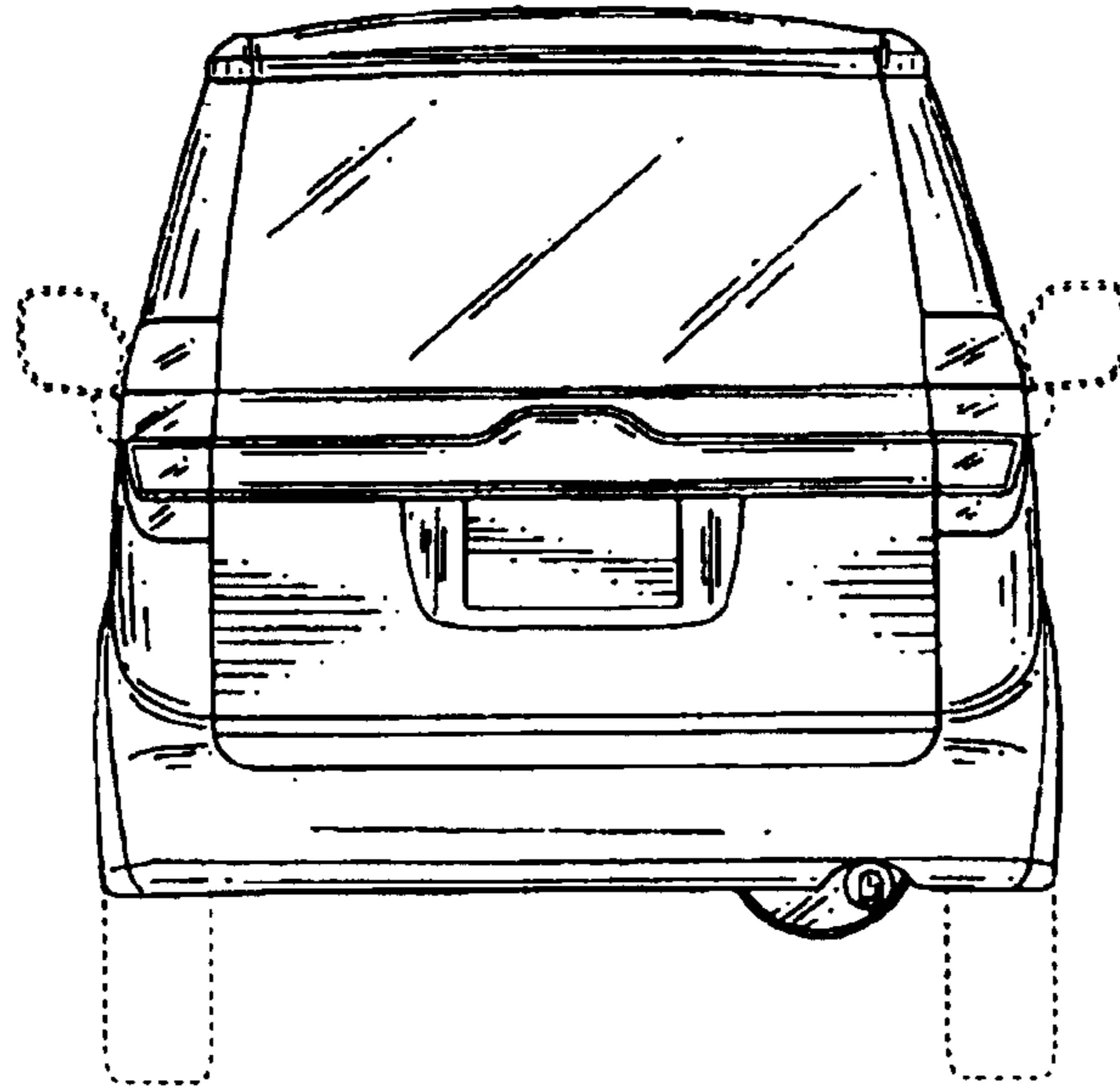


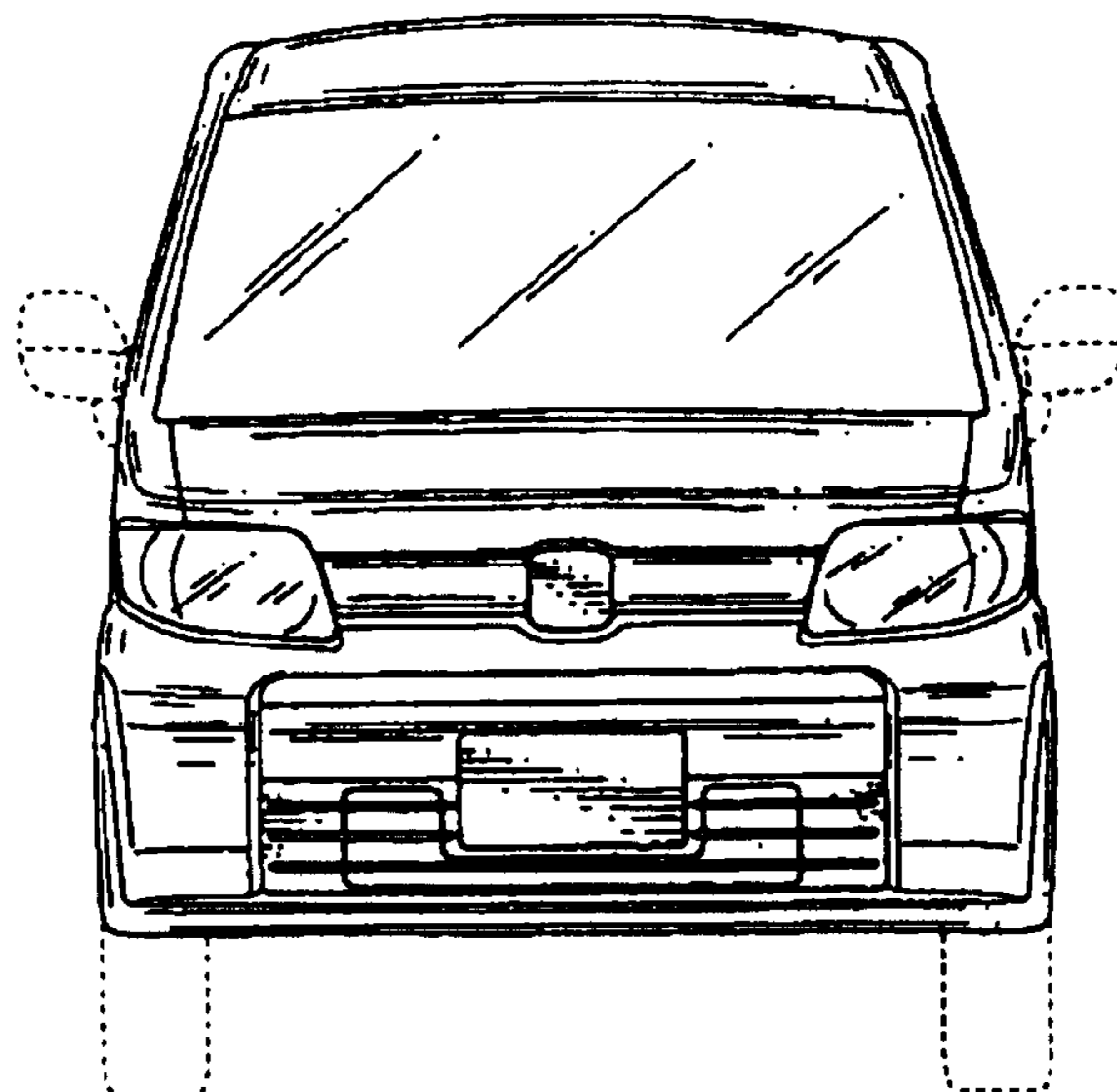
FIG. 2




F I G. 3



F I G. 4



F I G. 5



F I G. 6

