



US00D540188S

(12) **United States Design Patent** (10) **Patent No.:** **US D540,188 S**  
**Karussi et al.** (45) **Date of Patent:** **\*\* Apr. 10, 2007**

(54) **WIPES DISPENSING SYSTEM**

(76) Inventors: **Kurt Alfred Karussi**, 3450 Golden Ave. #16 KK, Cincinnati, OH (US) 45226; **Gregory deSwarte**, 5625 Eaglesridge La., Cincinnati, OH (US) 45230; **Yarron Bendor**, 9267 E. Chino Dr., Scottsdale, AZ (US) 85205; **Marcia Jo Cole-Yocom**, 3314 N. 85<sup>th</sup> Pl., Scottsdale, AZ (US) 85205; **Donna Marie Barker**, 5427 E. Fountain Cir., Mesa, AZ (US) 85205; **Allen Chandler Young**, 703 Oak Dr., Capitola, CA (US) 95010

4,637,859 A 1/1987 Trokhan  
 4,706,844 A 11/1987 Omdoll et al.  
 4,854,984 A 8/1989 Ball et al.  
 5,332,118 A 7/1994 Muckenfuhs et al.  
 5,379,897 A 1/1995 Muckenfuhs et al.  
 5,516,001 A 5/1996 Muckenfuhs et al.

(Continued)

FOREIGN PATENT DOCUMENTS

EP	1258436 B1	6/2006
FR	2.128.162	10/1972
JP	06263174	9/1994
JP	08080980	3/1996
JP	08091454	4/1996
JP	11193044	7/1999
JP	2002166981	6/2002
JP	2004523433	8/2004
JP	2004262461	9/2004

(\*\*) Term: **14 Years**

(21) Appl. No.: **29/244,615**

(22) Filed: **Dec. 12, 2005**

(51) **LOC (8) Cl.** ..... **09-01**

(52) **U.S. Cl.** ..... **D9/734; D9/529**

(58) **Field of Classification Search** ..... D9/516,  
 D9/518, 529, 541, 542, 559, 574, 730, 734;  
 D6/512, 515, 518, 522, 523; 221/33, 45,  
 221/63, 64; 206/233, 494, 872; 220/200,  
 220/259.1

See application file for complete search history.

OTHER PUBLICATIONS

US 5,699,911, 12/1997, Joseph (withdrawn)

*Primary Examiner*—Mitchell Siegel

*Assistant Examiner*—Shanda C. Hill

(74) *Attorney, Agent, or Firm*—Larry L. Huston

(57) **CLAIM**

The ornamental design for a wipes dispensing system, as shown and described.

(56) **References Cited**

U.S. PATENT DOCUMENTS

1,993,885 A	3/1935	Horwitt
2,640,587 A	6/1953	Smith
2,852,158 A	9/1958	Jones et al.
3,002,799 A	10/1961	Kantor et al.
3,098,594 A	7/1963	Williamson
3,862,703 A	1/1975	Dutcher
3,982,659 A	9/1976	Ross
4,138,034 A	2/1979	McCarthy
4,191,609 A	3/1980	Trokhan
4,526,291 A	7/1985	Margulies
4,534,491 A	8/1985	Norton
4,623,074 A	11/1986	Dearwester

**DESCRIPTION**

FIG. 1 is an isometric view of the wipes dispensing system, embodying the new design;

FIG. 2 is a front view thereof;

FIG. 3 is a back view thereof;

FIG. 4 is a right view thereof;

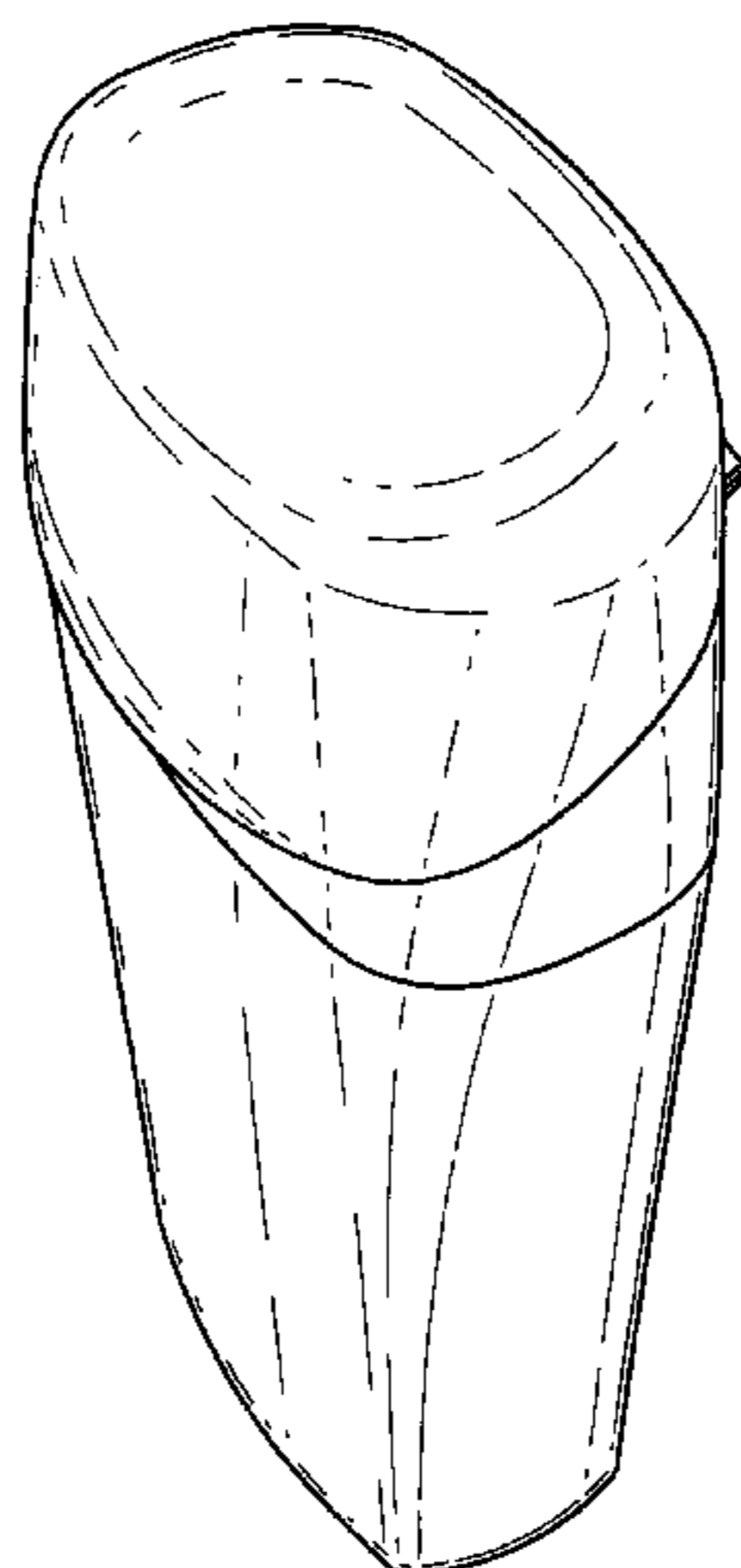
FIG. 5 is a left view thereof;

FIG. 6 is a top view thereof; and,

FIG. 7 is a bottom view thereof.

The broken lines shown in the drawings are for illustrative purposes only and form no part of the claimed design.

**1 Claim, 3 Drawing Sheets**



# US D540,188 S

Page 2

---

## U.S. PATENT DOCUMENTS

5,520,308 A	5/1996	Berg		D523,668 S	*	6/2006	Azrak	.....	D6/518
6,015,045 A	1/2000	Joseph		D527,641 S	*	9/2006	Bakic	.....	D9/529
6,092,690 A	7/2000	Bitowft		D528,005 S	*	9/2006	Bakic	.....	D9/529
6,202,845 B1	3/2001	Hill		D529,388 S	*	10/2006	Bakic	.....	D9/529
6,213,344 B1	4/2001	Hill		D529,811 S	*	10/2006	Ratzlaff	.....	D9/529
6,299,017 B1	10/2001	Hill		D529,812 S	*	10/2006	Ratzlaff	.....	D9/529
D450,211 S	*	11/2001	Santoni et al. ....	2002/0108962 A1		8/2002	Mangin		
6,315,151 B1	11/2001	Hupp	D6/518	2003/0006253 A1		1/2003	Yelton		
6,550,634 B1	4/2003	De Miquel		2005/0035134 A1		2/2005	Gamoff		
6,902,077 B1	6/2005	Tack		2005/0279757 A1		12/2005	Bitowft		
6,960,349 B2	11/2005	Shantz							

\* cited by examiner

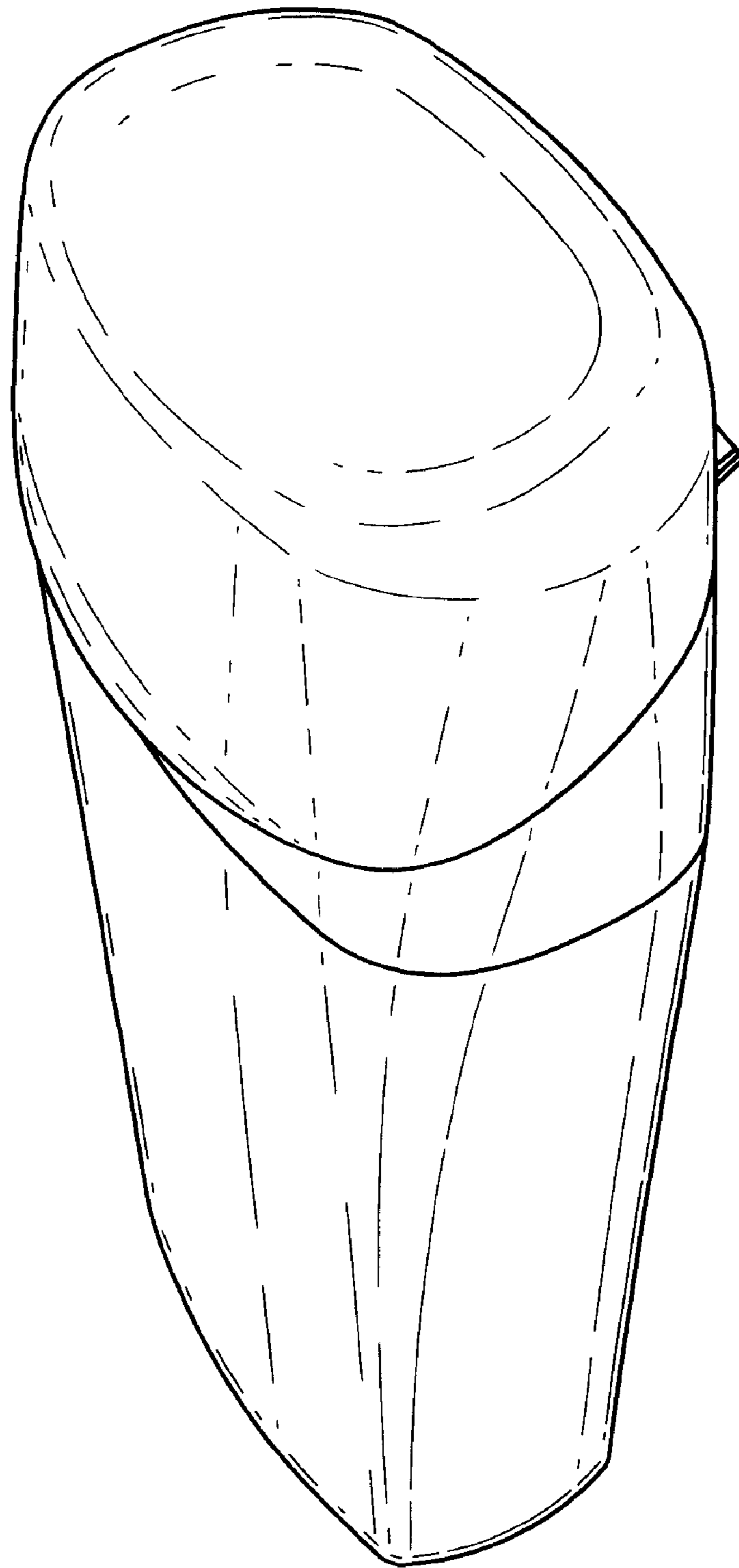


Fig. 1.




Fig.2.

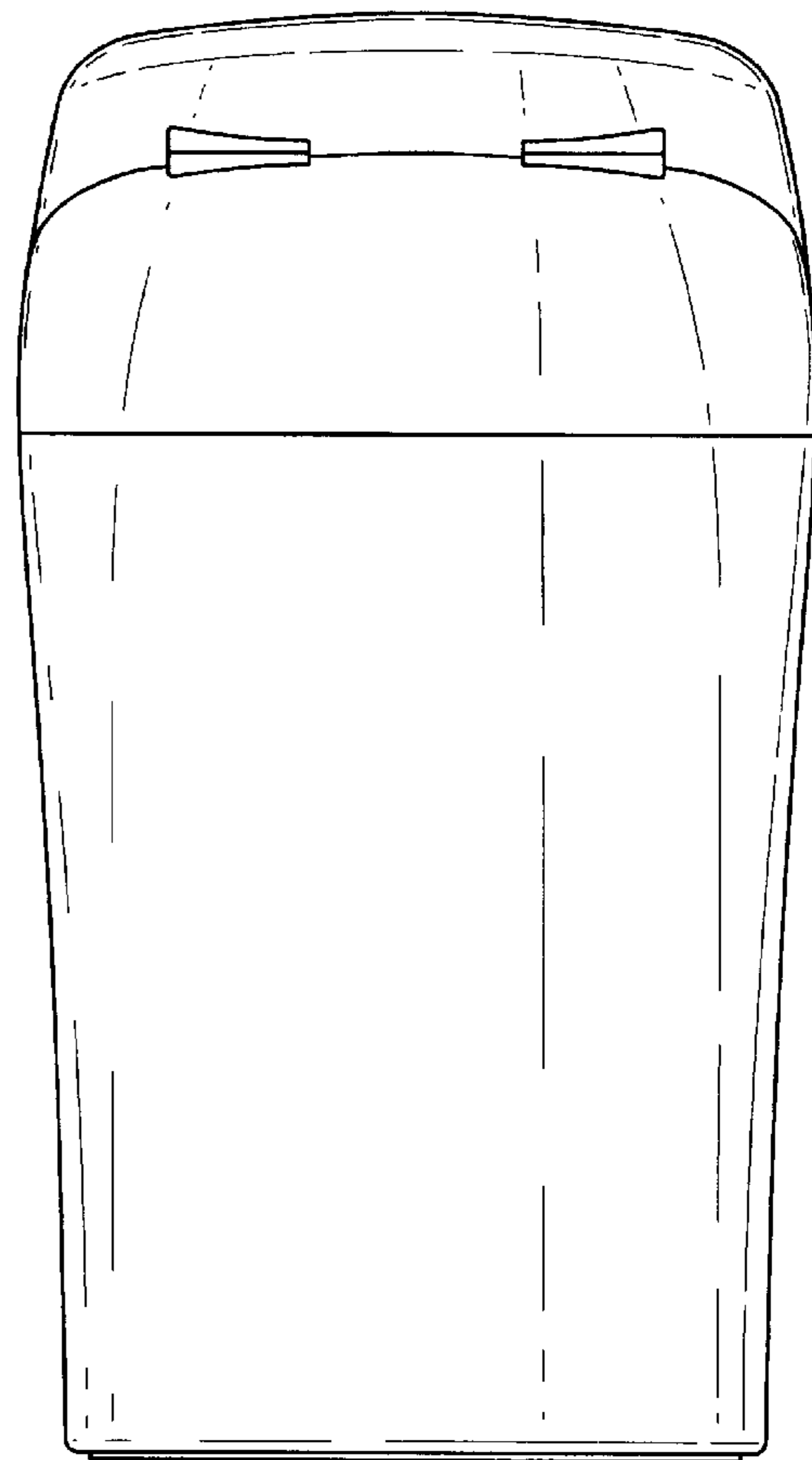


Fig.3.




Fig.4.

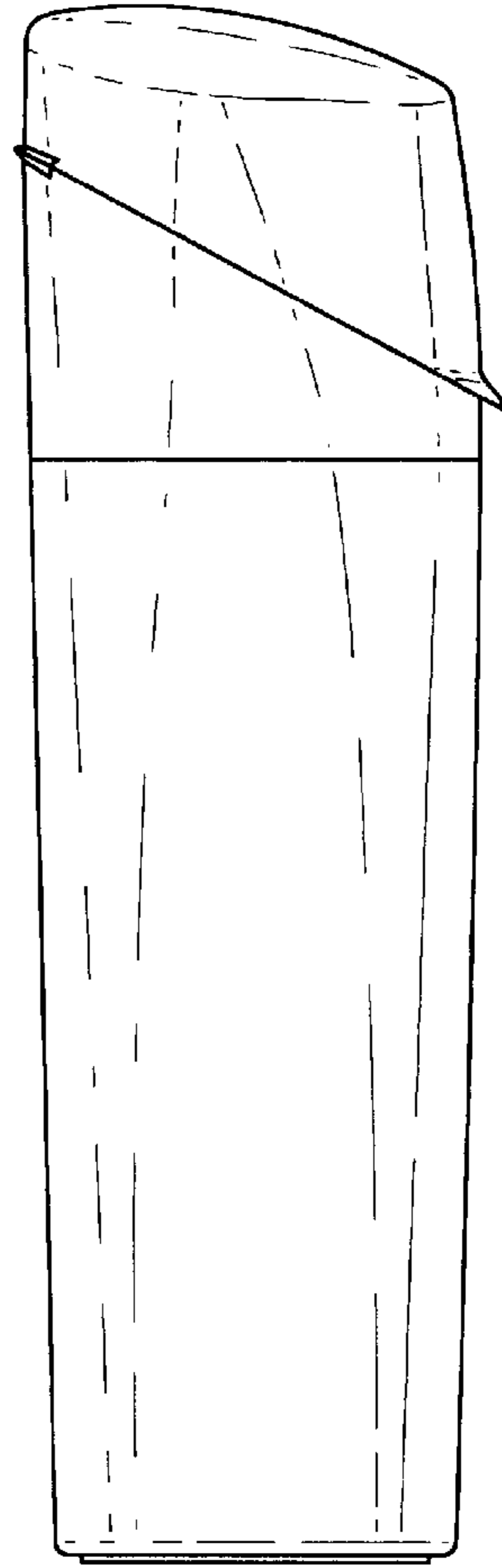


Fig.5.

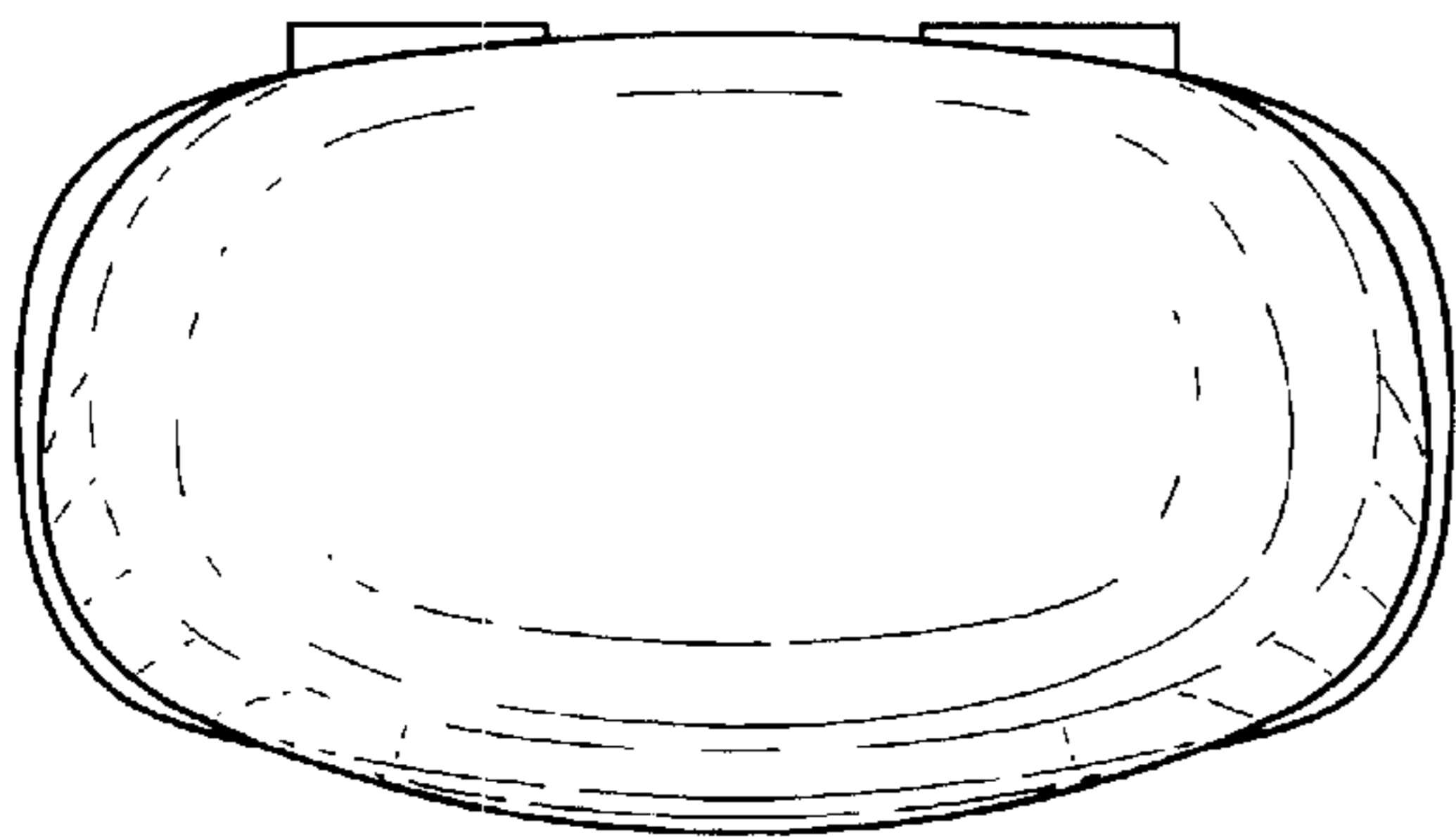


Fig.6.

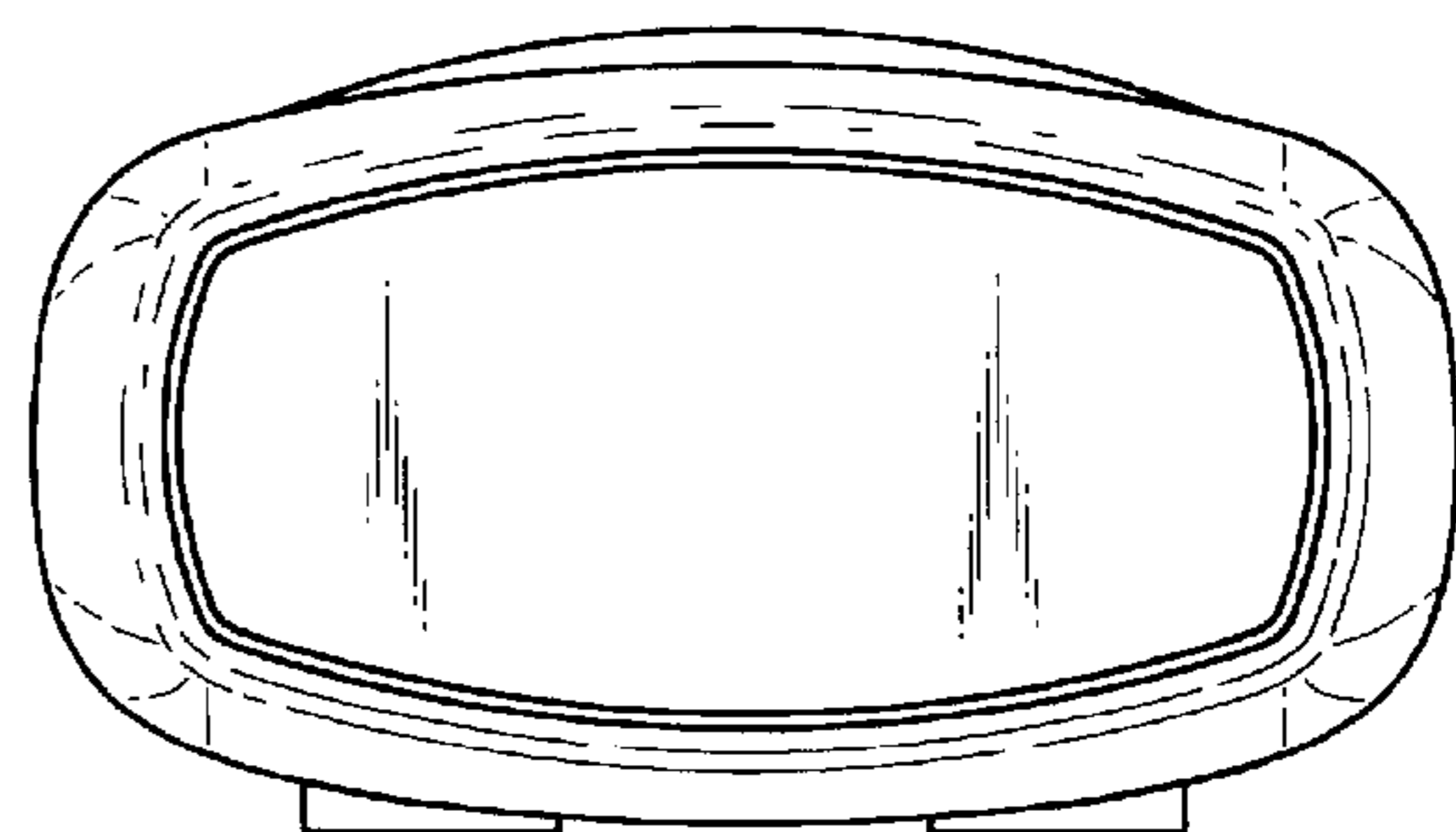


Fig.7.