



US00D540186S

(12) **United States Design Patent**  
**Cummings**

(10) **Patent No.:** **US D540,186 S**

(45) **Date of Patent:** **\*\* Apr. 10, 2007**

(54) **DISPENSER**

(75) Inventor: **Bruce Cummings**, New York, NY (US)

(73) Assignee: **Colgate-Palmolive Company**, New York, NY (US)

(\*\*) Term: **14 Years**

(21) Appl. No.: **29/248,596**

(22) Filed: **Aug. 23, 2006**

D352,458 S	*	11/1994	Gray	.....	D9/729
D354,434 S	*	1/1995	Nilssen	.....	D9/729
D383,394 S	*	9/1997	Davis	.....	D9/539
D415,021 S	*	10/1999	Hutchinson et al.	.....	D9/729
D422,506 S	*	4/2000	Cummings	.....	D9/542
D427,520 S	*	7/2000	Crawford	.....	D9/728
D455,647 S	*	4/2002	Cummings	.....	D9/729
D478,809 S	*	8/2003	Cummings	.....	D9/729
D484,806 S	*	1/2004	Cummings	.....	D9/529
D498,670 S	*	11/2004	Cummings et al.	.....	D9/729
D515,938 S	*	2/2006	Shurtleff et al.	.....	D9/729

\* cited by examiner

**Related U.S. Application Data**

(62) Division of application No. 29/237,544, filed on Sep. 1, 2005, now Pat. No. Des. 529,818.

(51) **LOC (8) Cl.** ..... **09-01**

(52) **U.S. Cl.** ..... **D9/728**

(58) **Field of Classification Search** ..... D9/723,  
D9/726-729, 529, 573, 414, 424; D19/66;  
D28/4, 7, 9, 44, 44.1, 73, 76; 206/527, 823,  
206/407, 438; 221/288-290, 208, 209; 222/46-48,  
222/390, 544, 548; 401/55, 68, 75, 82, 87,  
401/98

See application file for complete search history.

(56) **References Cited**

**U.S. PATENT DOCUMENTS**

D262,265 S	*	12/1981	Hadtke et al.	.....	D9/729
D340,644 S	*	10/1993	Hirst	.....	D9/529

*Primary Examiner*—Stella Reid

*Assistant Examiner*—Shanda C. Hill

(74) *Attorney, Agent, or Firm*—Ellen K. Park

(57) **CLAIM**

The ornamental design for a dispenser, as shown and described.

**DESCRIPTION**

FIG. 1 is a perspective view of a dispenser showing my new design;

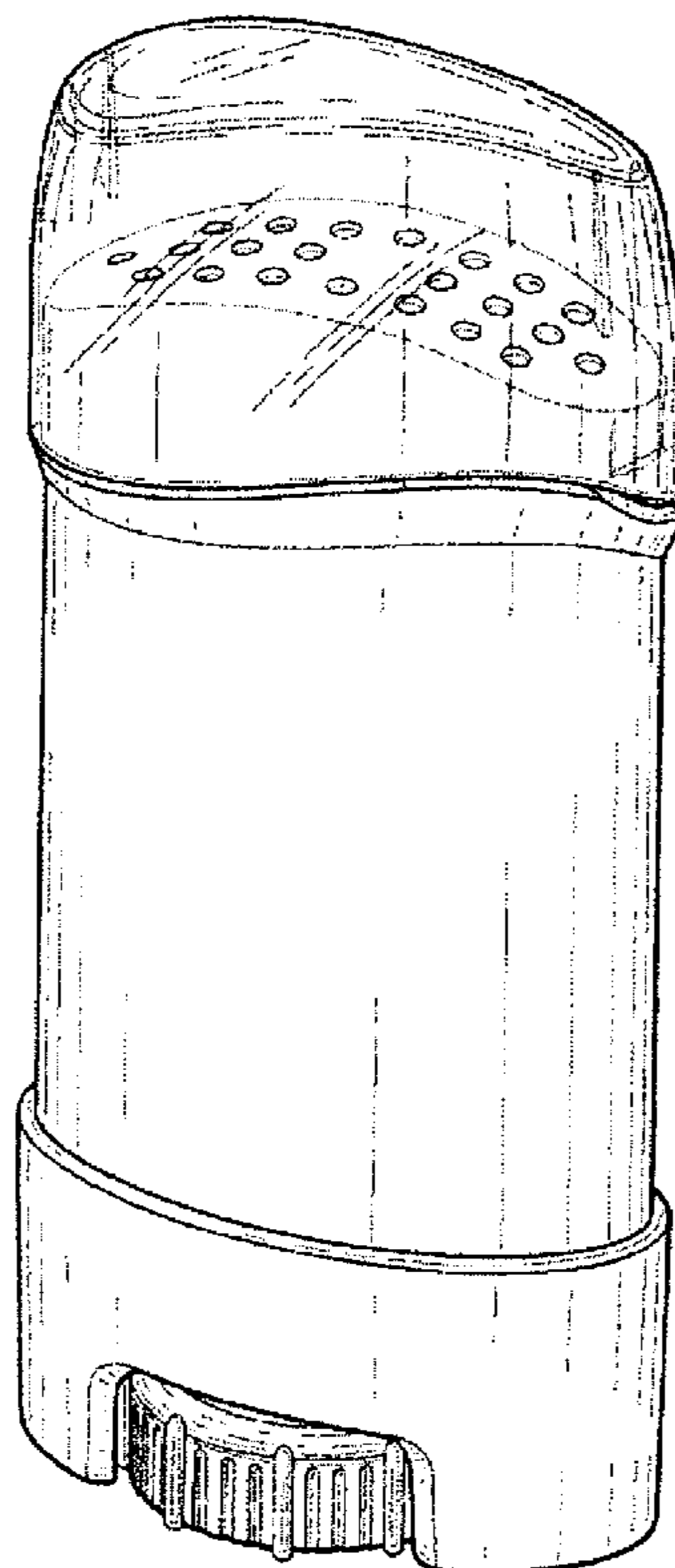
FIG. 2 is a front elevation view, the rear elevation view being a mirror image thereof.

FIG. 3 is a right side elevation view, the left side elevation view being a mirror image thereof.

FIG. 4 is a top plan view thereof; and,

FIG. 5 is a bottom plan view thereof.

**1 Claim, 4 Drawing Sheets**



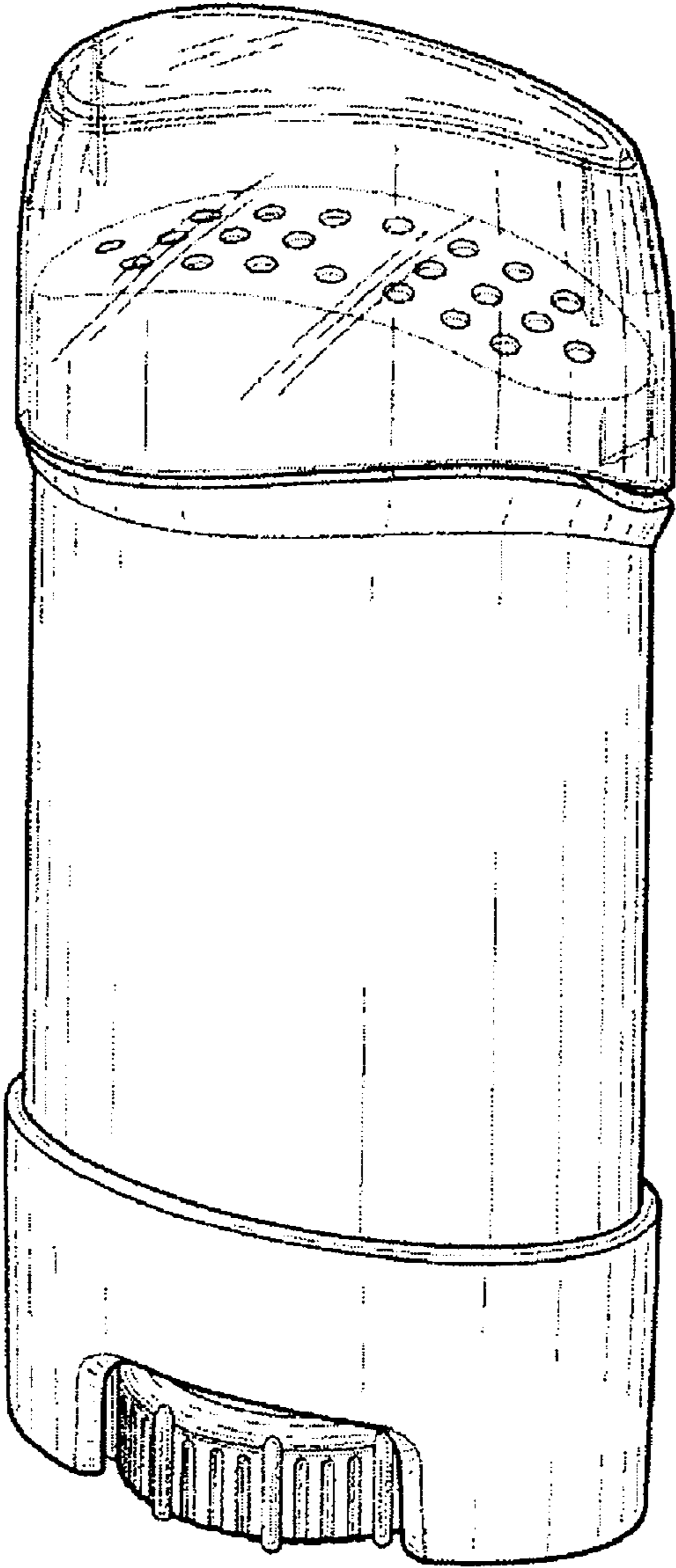


FIG. 1

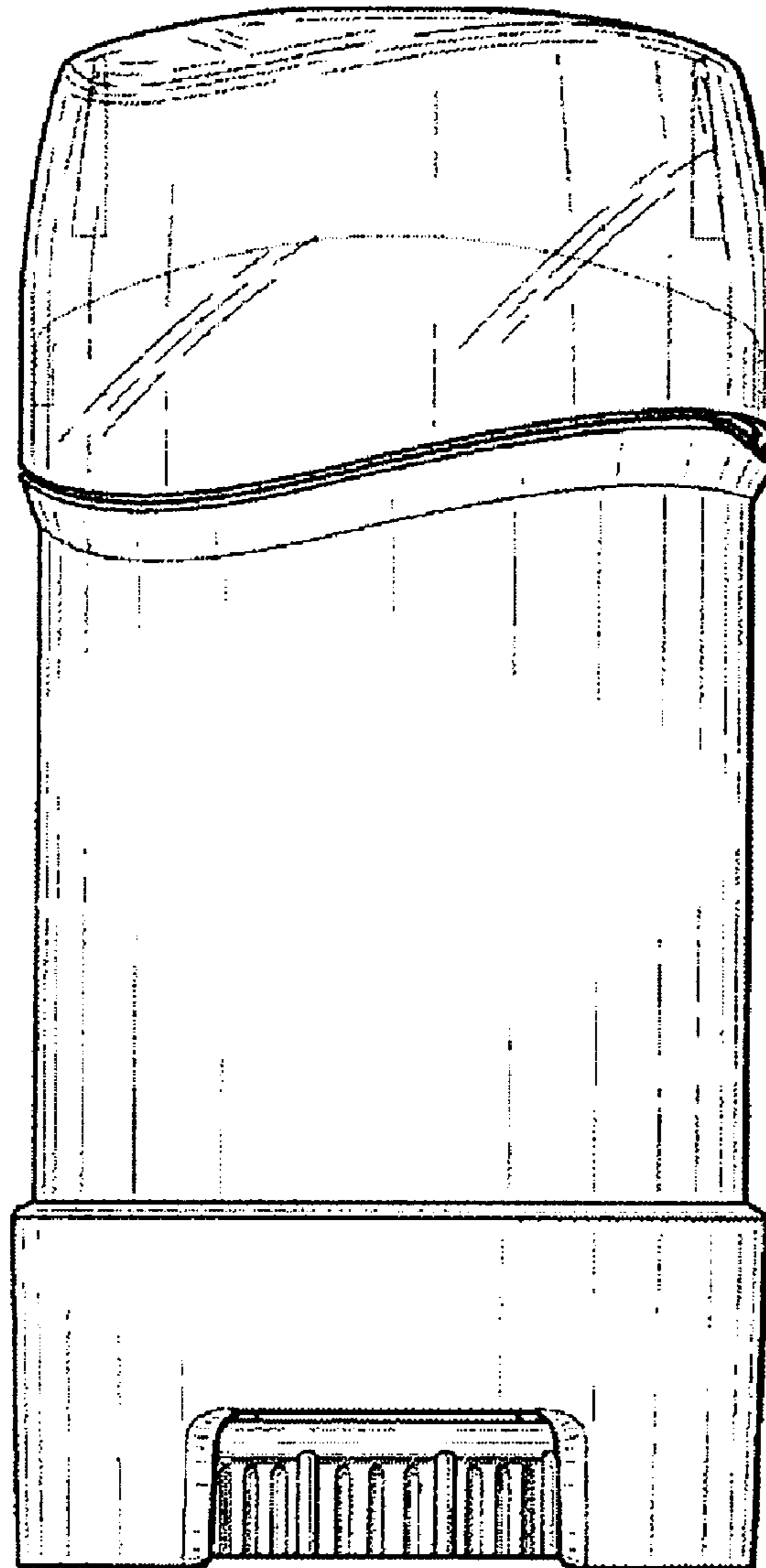


FIG. 2

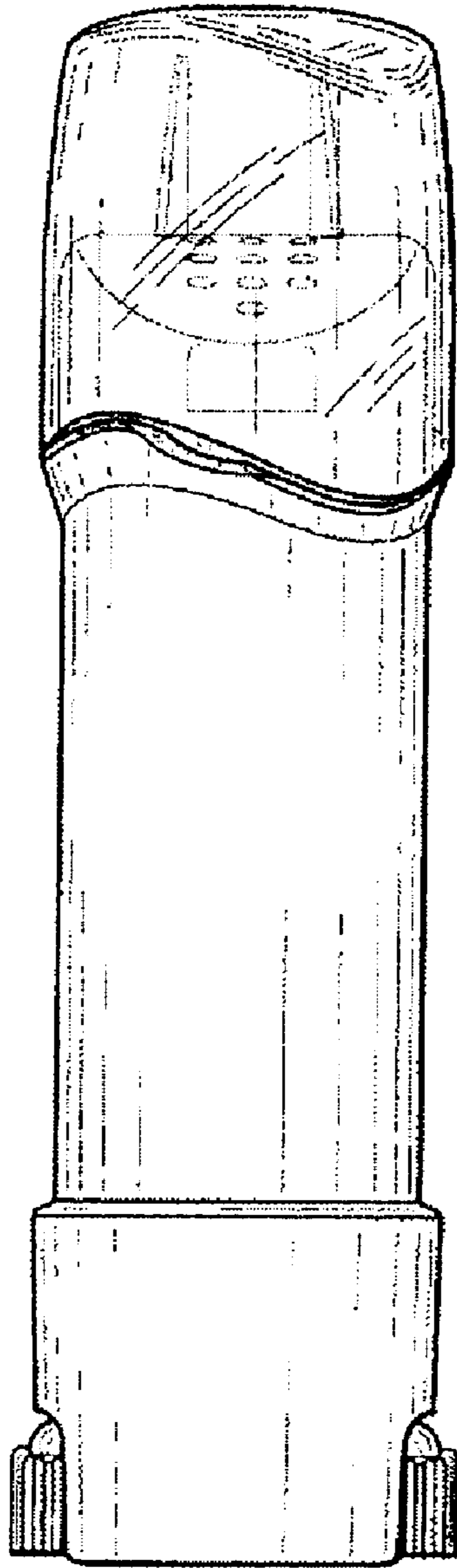


FIG. 3

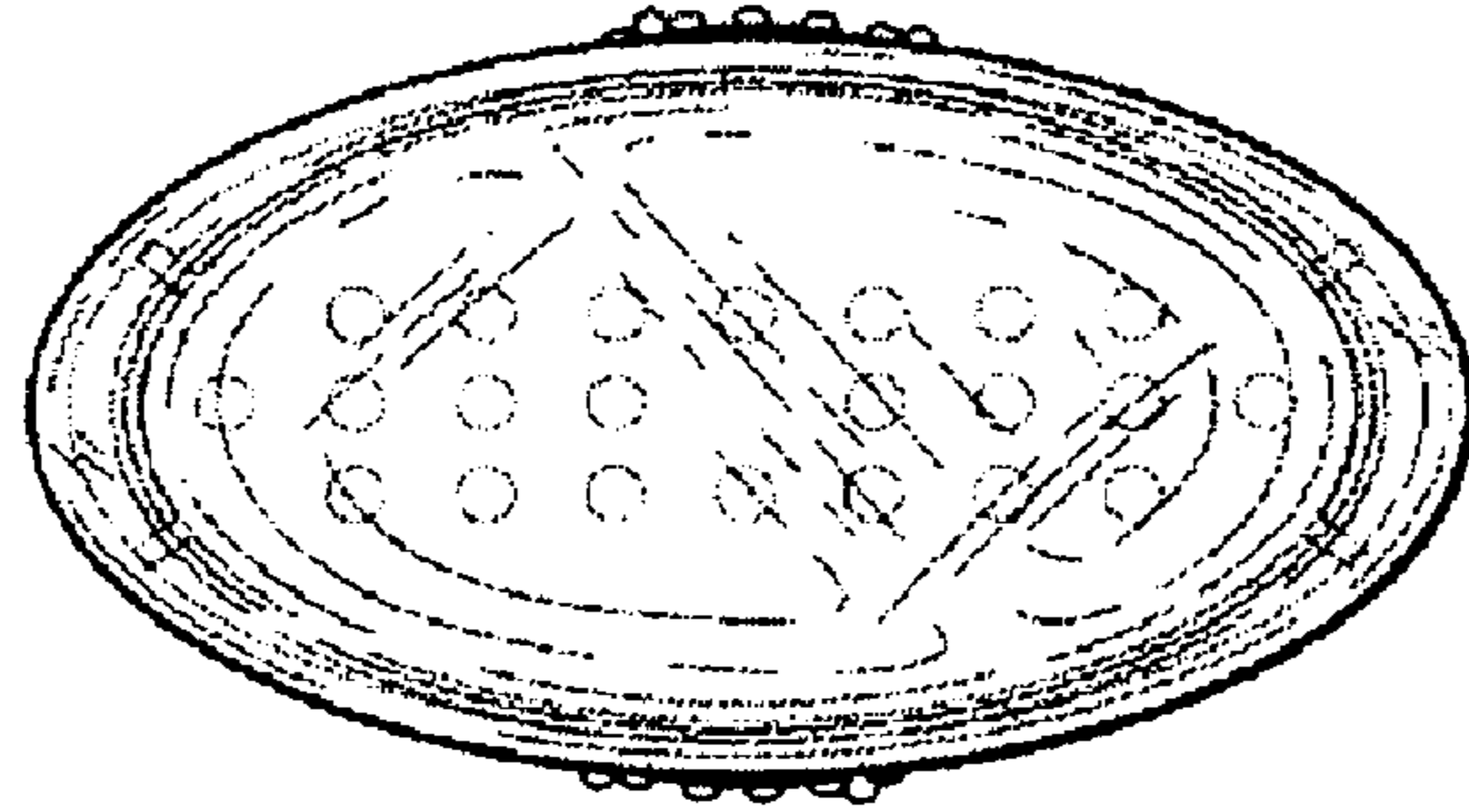


FIG. 4

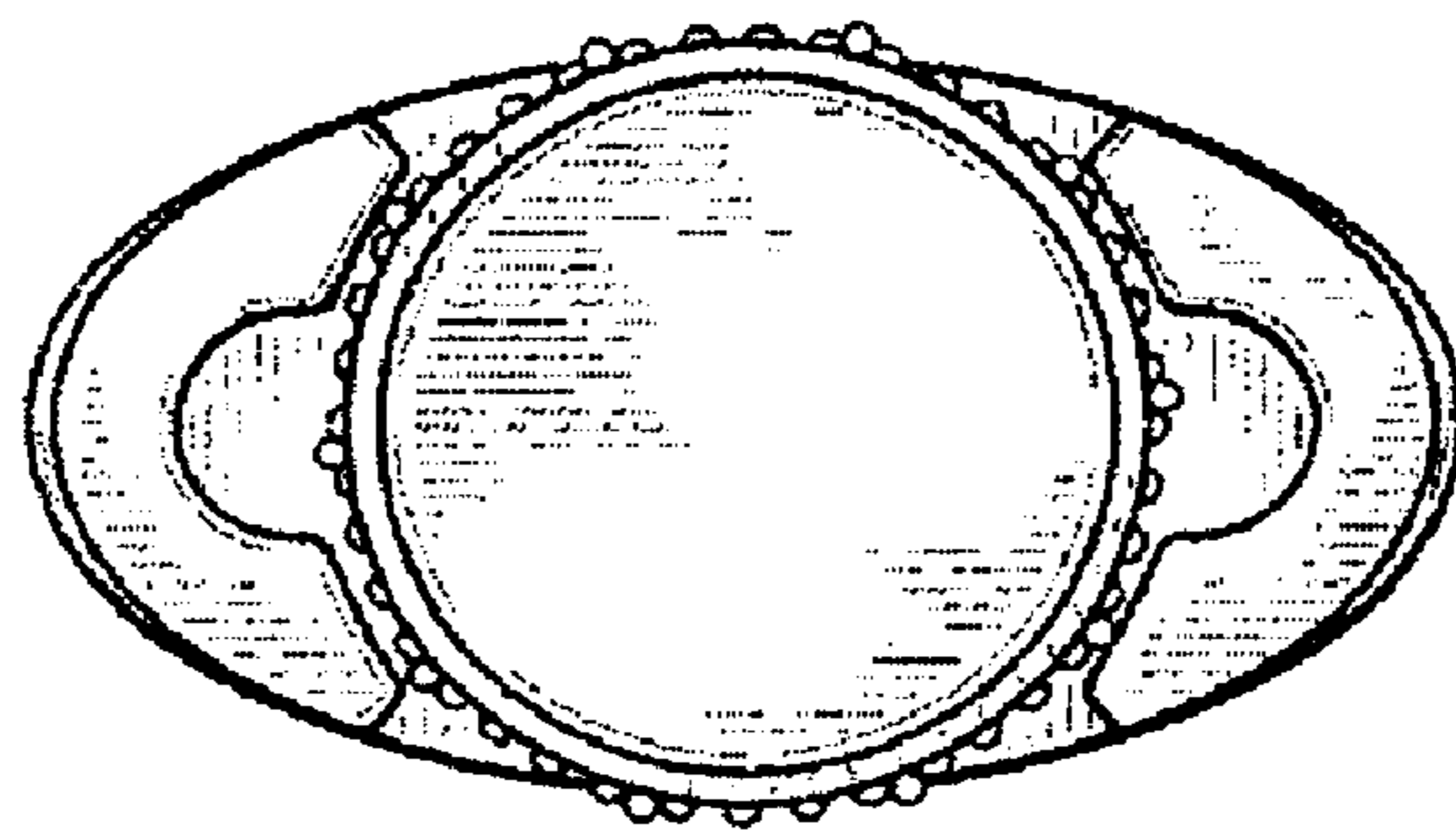


FIG. 5