

US00D540164S

(12) **United States Design Patent** (10) **Patent No.:** **US D540,164 S**
Franic (45) **Date of Patent:** **** Apr. 10, 2007**

(54) **PORTION OF A PACKAGING CARTON**

(75) Inventor: **Ivica Franic**, Vienna (AT)

(73) Assignee: **Elopak Systems AG** (CH)

(**) Term: **14 Years**

(21) Appl. No.: **29/220,246**

(22) Filed: **Dec. 28, 2004**

(30) **Foreign Application Priority Data**

Jun. 28, 2004 (EM) 196357

(51) **LOC (8) Cl.** **09-07**

(52) **U.S. Cl.** **D9/434**

(58) **Field of Classification Search** D9/753,
D9/632, 457, 456, 435, 434, 433, 423, 418;
D5/63; D3/308; D2/869; 221/63; 206/197,
206/188, 182, 173

See application file for complete search history.

(56) **References Cited**

U.S. PATENT DOCUMENTS

2,050,894 A * 8/1936 Paige 229/116.1
D204,502 S * 4/1966 Latham et al. D9/432
D244,993 S * 7/1977 Drysdale D9/432
4,846,396 A * 7/1989 Palazzolo 229/117.12
D391,847 S * 3/1998 Seo et al. D9/417
D394,385 S * 5/1998 Laughlin D9/431
D420,907 S * 2/2000 Stacy-Ryan et al. D9/417
D424,429 S * 5/2000 Anchor et al. D9/417
D436,032 S * 1/2001 Croft et al. D9/416
D468,638 S * 1/2003 Nogami et al. D9/430
D473,464 S * 4/2003 Anchor et al. D9/432
D494,861 S * 8/2004 Guidotti et al. D9/431

OTHER PUBLICATIONS

International Deposit Certificate, GM/064 703, dated Jan. 7, 2004, issued by the World Intellectual Property Organization.

* cited by examiner

Primary Examiner—Robert M. Spear

Assistant Examiner—Susan Bennett Hattan

(74) *Attorney, Agent, or Firm*—Calfee, Halter & Griswold

(57) **CLAIM**

The ornamental design for a portion of a packaging carton, as shown and described.

DESCRIPTION

FIG. 1 is a front perspective view illustrating an upper surface, left side and front of a portion of a packaging carton, the boundaries of the claimed portion being shown by dot-dash lines;

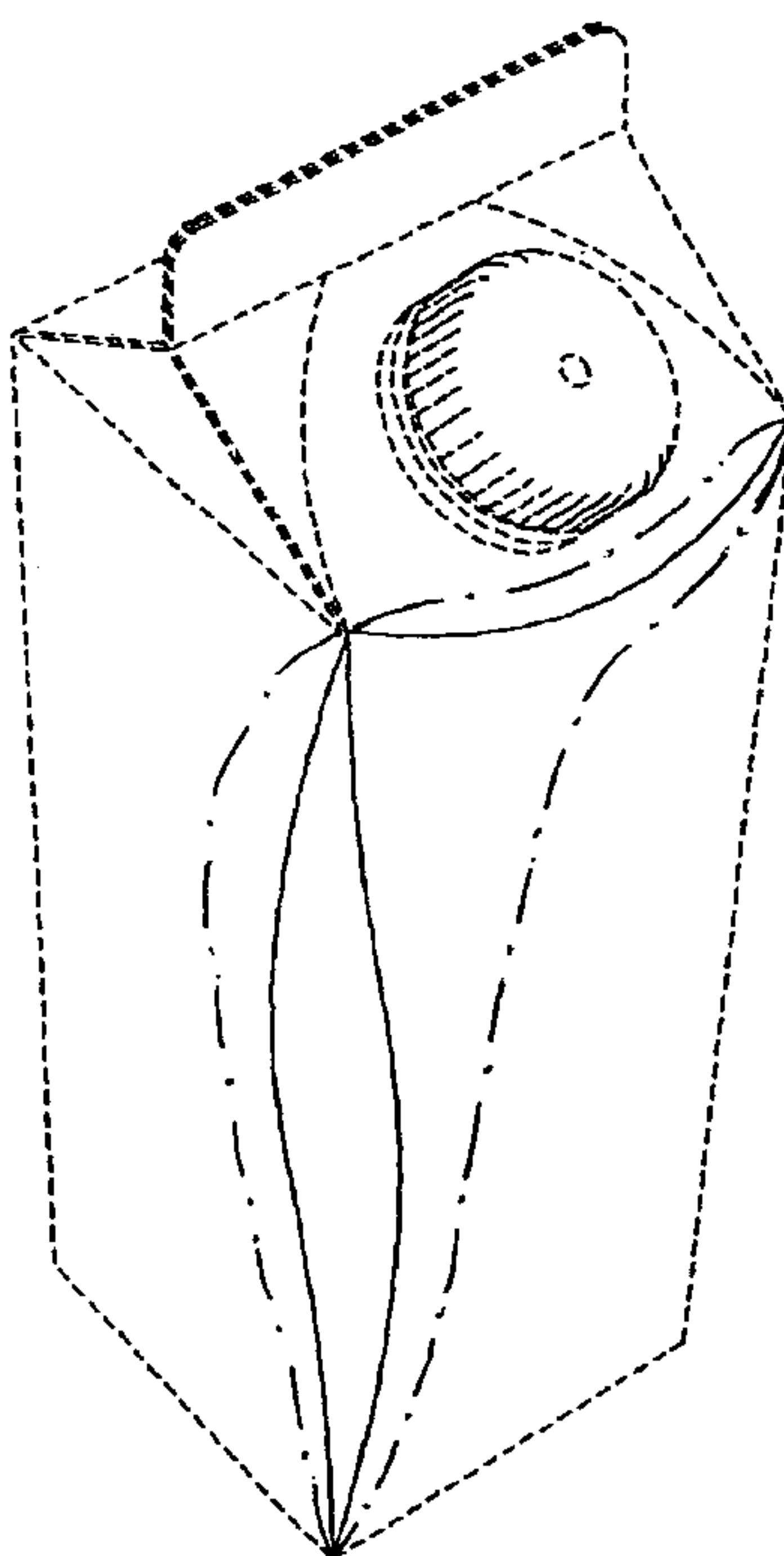
FIG. 2 is a rear perspective view illustrating a lower surface, right side and rear of the portion of the packaging carton of FIG. 1;

FIG. 3 is a front perspective view illustrating an upper surface, left side and front of an alternative embodiment of a portion of a packaging carton, the boundaries of the claimed portion being shown by dot-dash lines; and,

FIG. 4 is a rear perspective view illustrating a lower surface, right side and rear of the portion of the packaging carton of FIG. 3.

The broken lines in the figures showing other portions of a packaging carton are for illustrative purposes only and form no part of the claimed ornamental design.

1 Claim, 2 Drawing Sheets



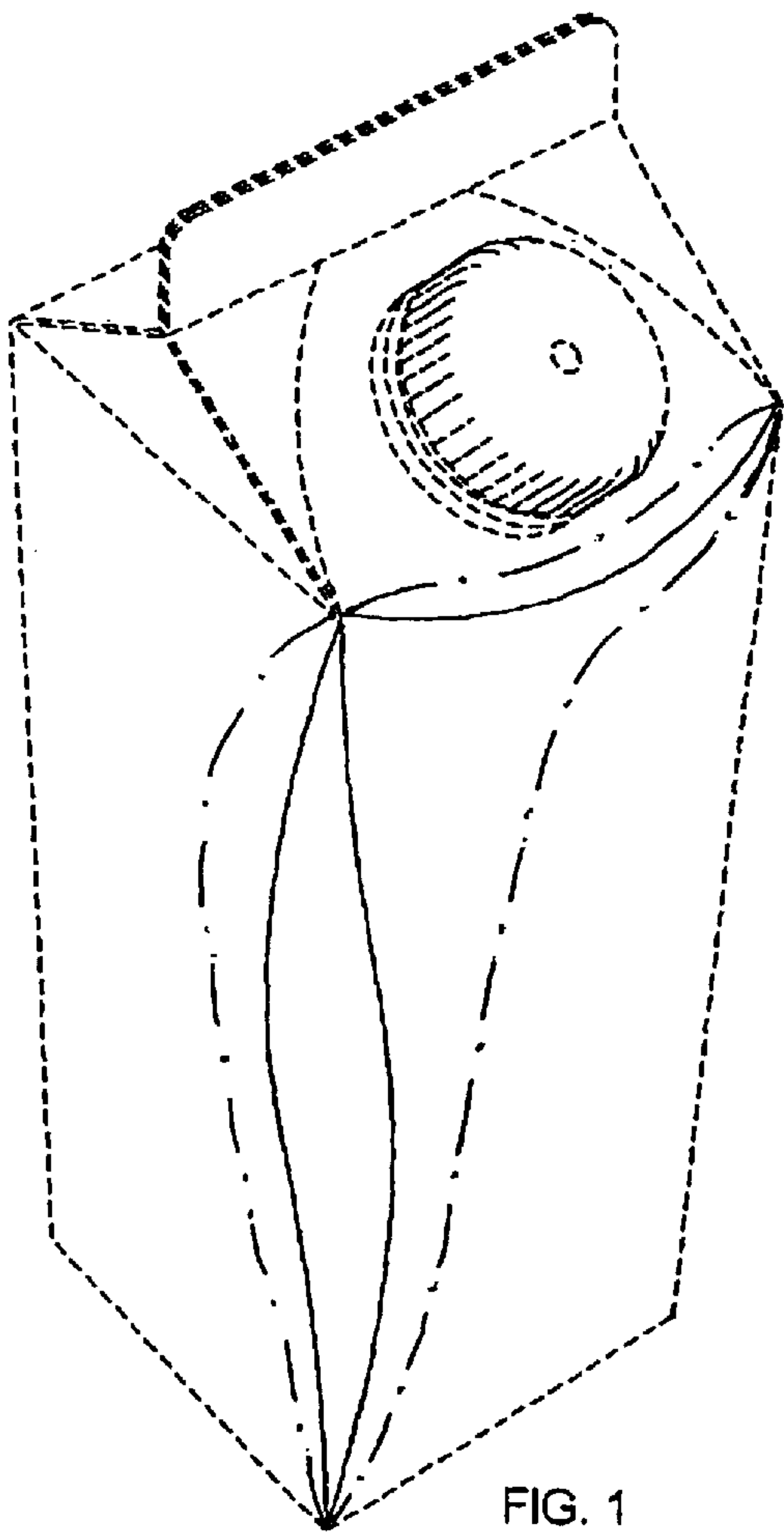


FIG. 1

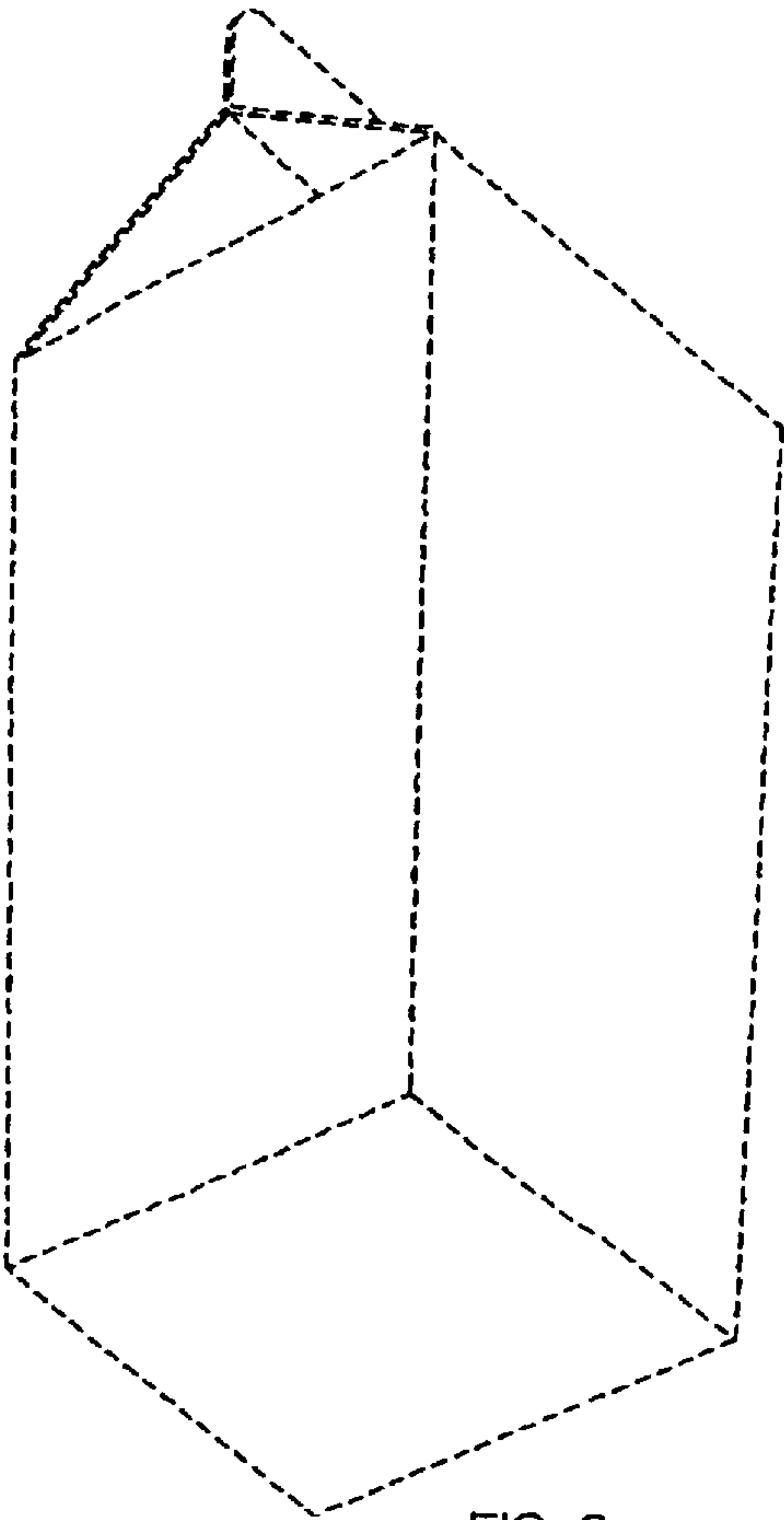


FIG. 2

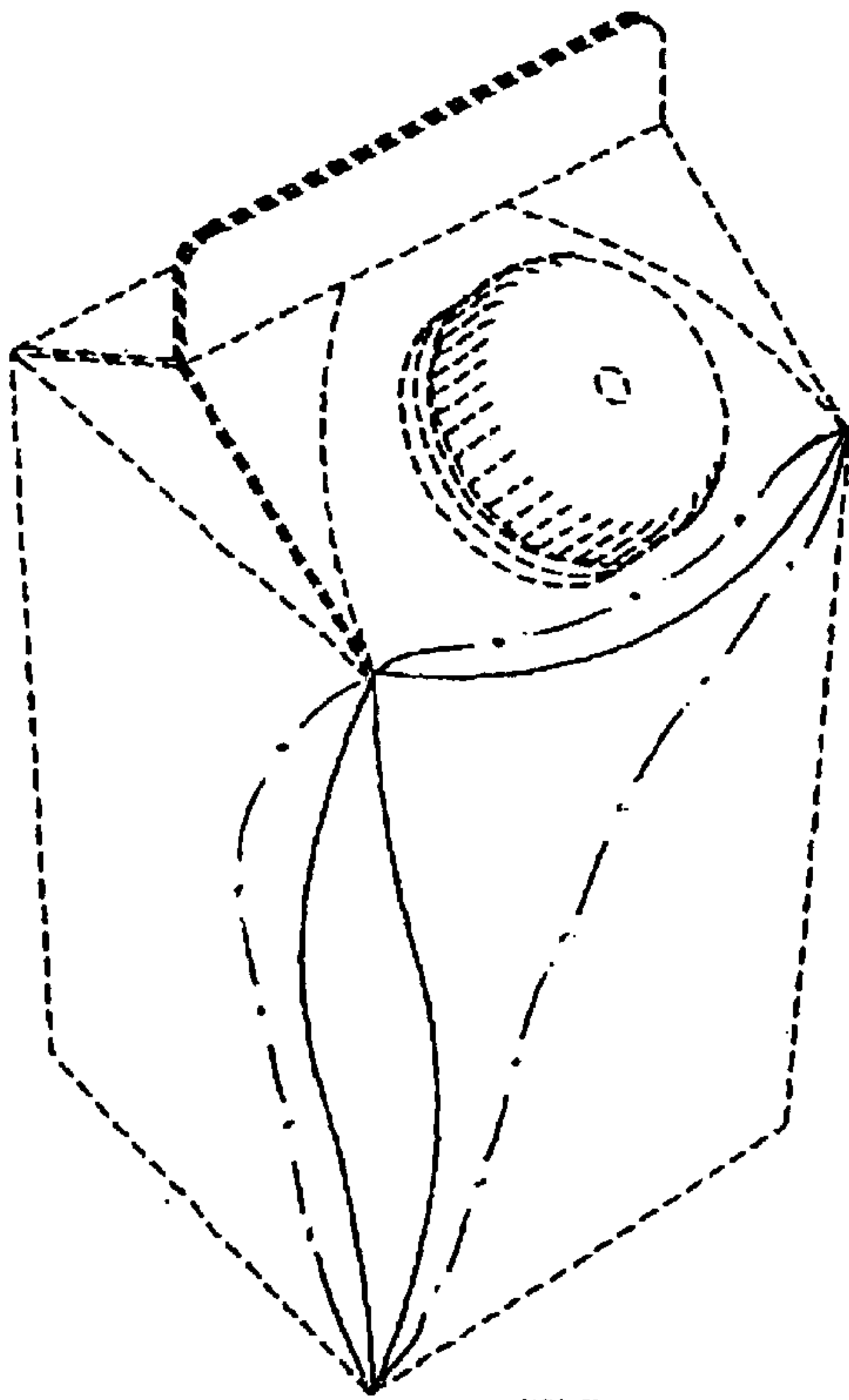


FIG. 3

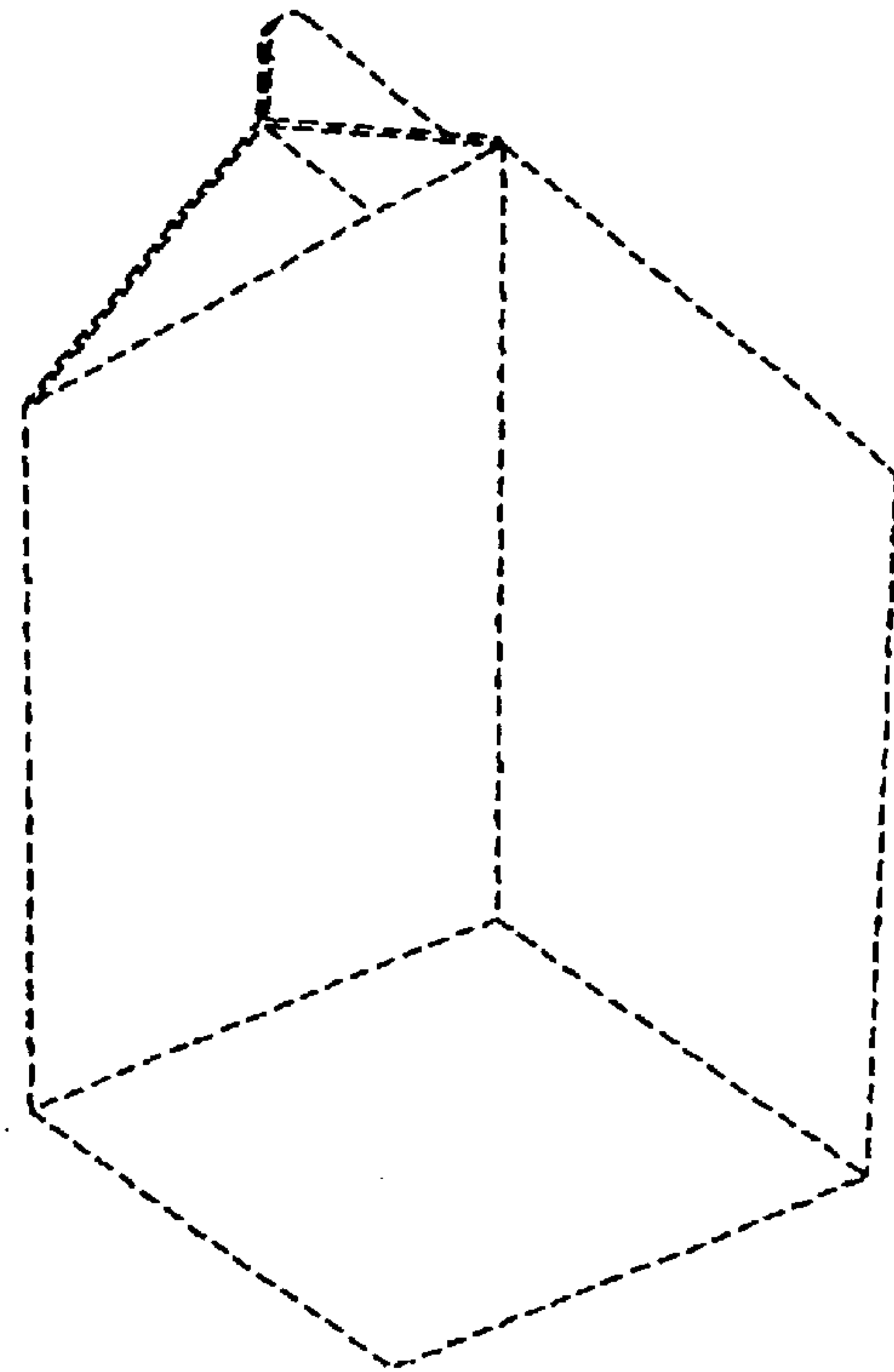


FIG. 4