



US00D540152S

(12) **United States Design Patent**
Nortier

(10) **Patent No.:** **US D540,152 S**

(45) **Date of Patent:** **** Apr. 10, 2007**

(54) **WALL PLATE**

(75) Inventor: **Richard A. Nortier**, Westchester, IL
(US)

(73) Assignee: **Sloan Valve Company**, Franklin Park,
IL (US)

(**) Term: **14 Years**

(21) Appl. No.: **29/253,296**

(22) Filed: **Feb. 3, 2006**

(51) **LOC (8) Cl.** **11-05**

(52) **U.S. Cl.** **D8/353**

(58) **Field of Classification Search** D8/350-353;
D10/123, 108, 125, 524, 527-550; D13/171,
D13/169, 158, 174, 177; 174/66, 67; 220/241,
220/242, 3.8

See application file for complete search history.

(56) **References Cited**

U.S. PATENT DOCUMENTS

D104,012 S * 4/1937 Bars D10/24
D106,369 S * 10/1937 Lantz, Jr. D13/177
D121,702 S * 7/1940 Ray D8/350

D123,417 S * 11/1940 Pellegrin D8/350
D141,371 S * 5/1945 Gits et al. D8/350
D153,305 S * 4/1949 Patten et al. D13/177
D405,994 S * 2/1999 Harris D6/524
D410,436 S * 6/1999 Ryan et al. D13/171

* cited by examiner

Primary Examiner—Stella Reid

Assistant Examiner—Mark Goodwin

(74) *Attorney, Agent, or Firm*—Foley & Lardner LLP

(57) **CLAIM**

The ornamental design for a wall plate, as shown and described.

DESCRIPTION

FIG. 1 is a perspective view of a wall plate showing my new design;

FIG. 2 is a front view thereof;

FIG. 3 is a top view thereof;

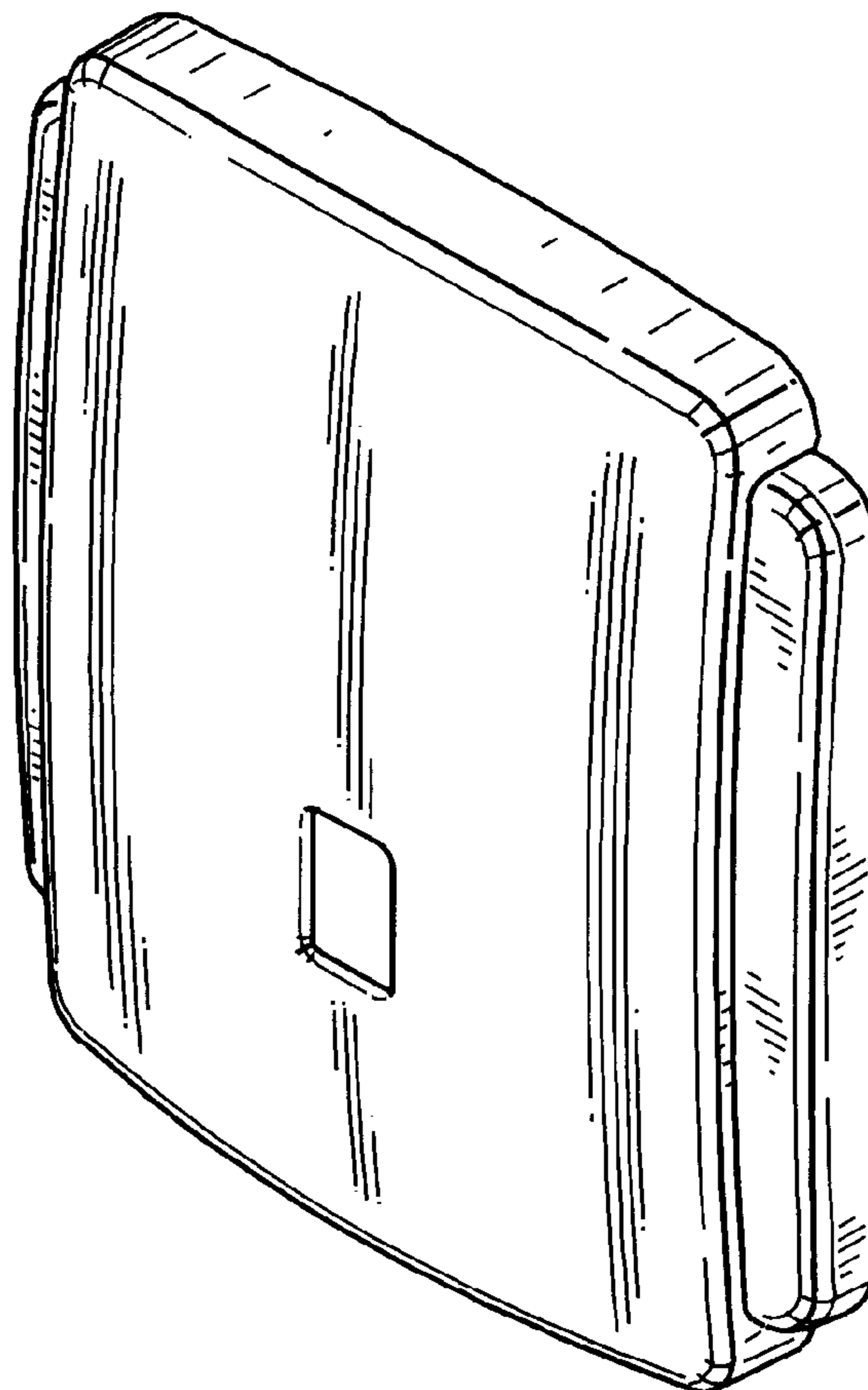
FIG. 4 is a bottom view thereof;

FIG. 5 is a side view thereof; and,

FIG. 6 is a back view thereof.

The broken lines are for illustrative purposes only and form no part of the claimed design.

1 Claim, 3 Drawing Sheets



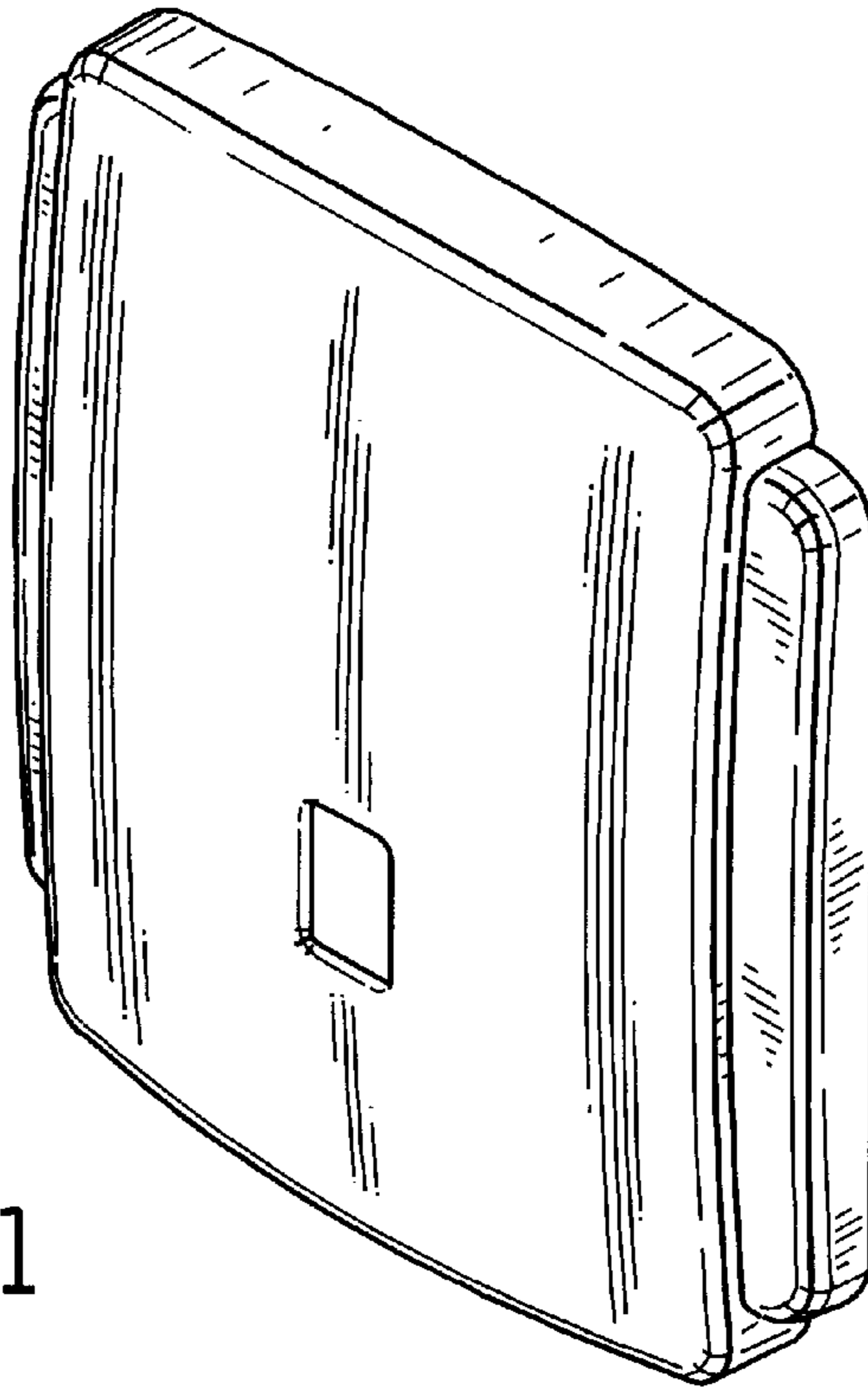


FIG. 1

FIG. 2

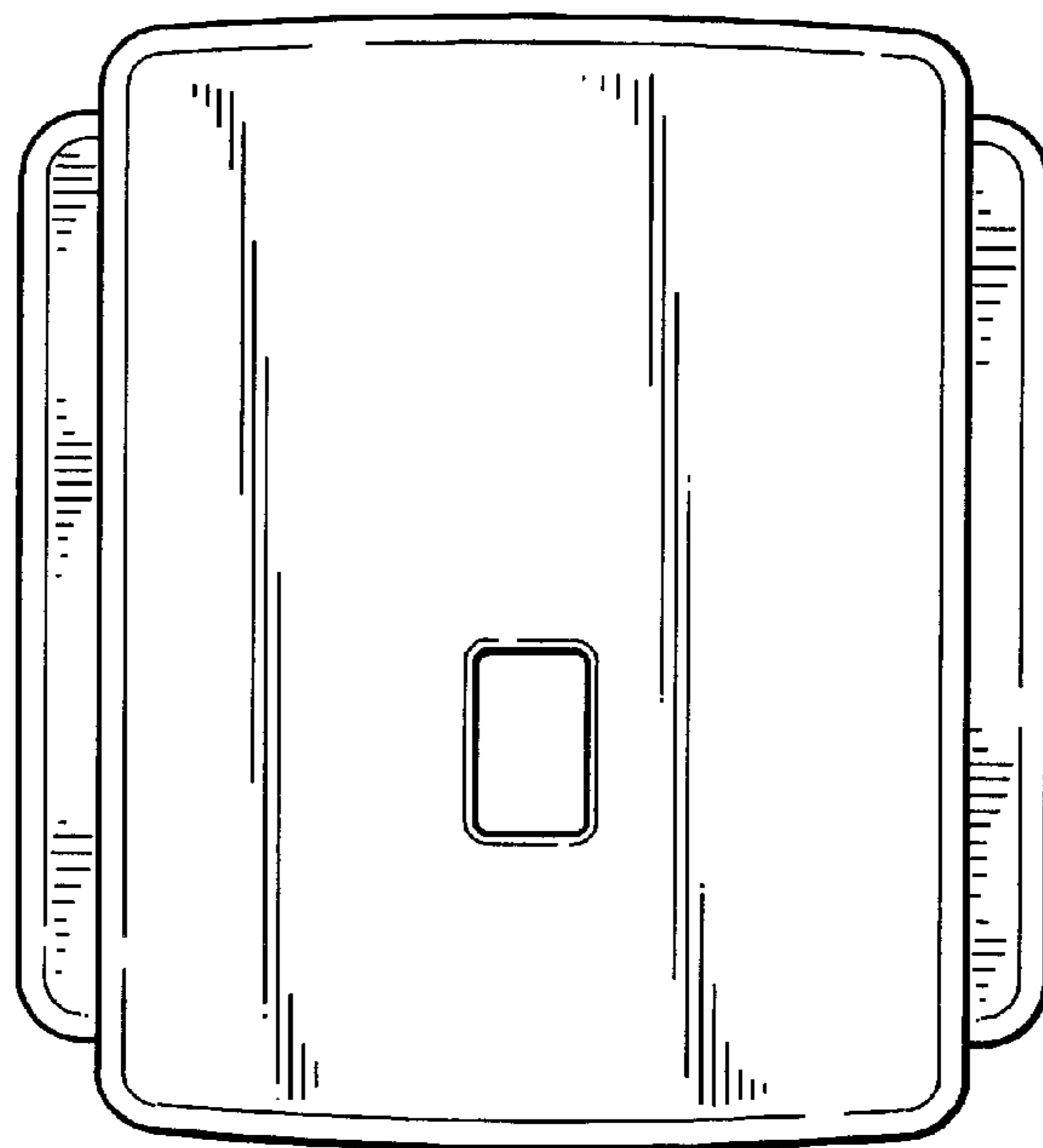


FIG. 3




FIG. 4



FIG. 5



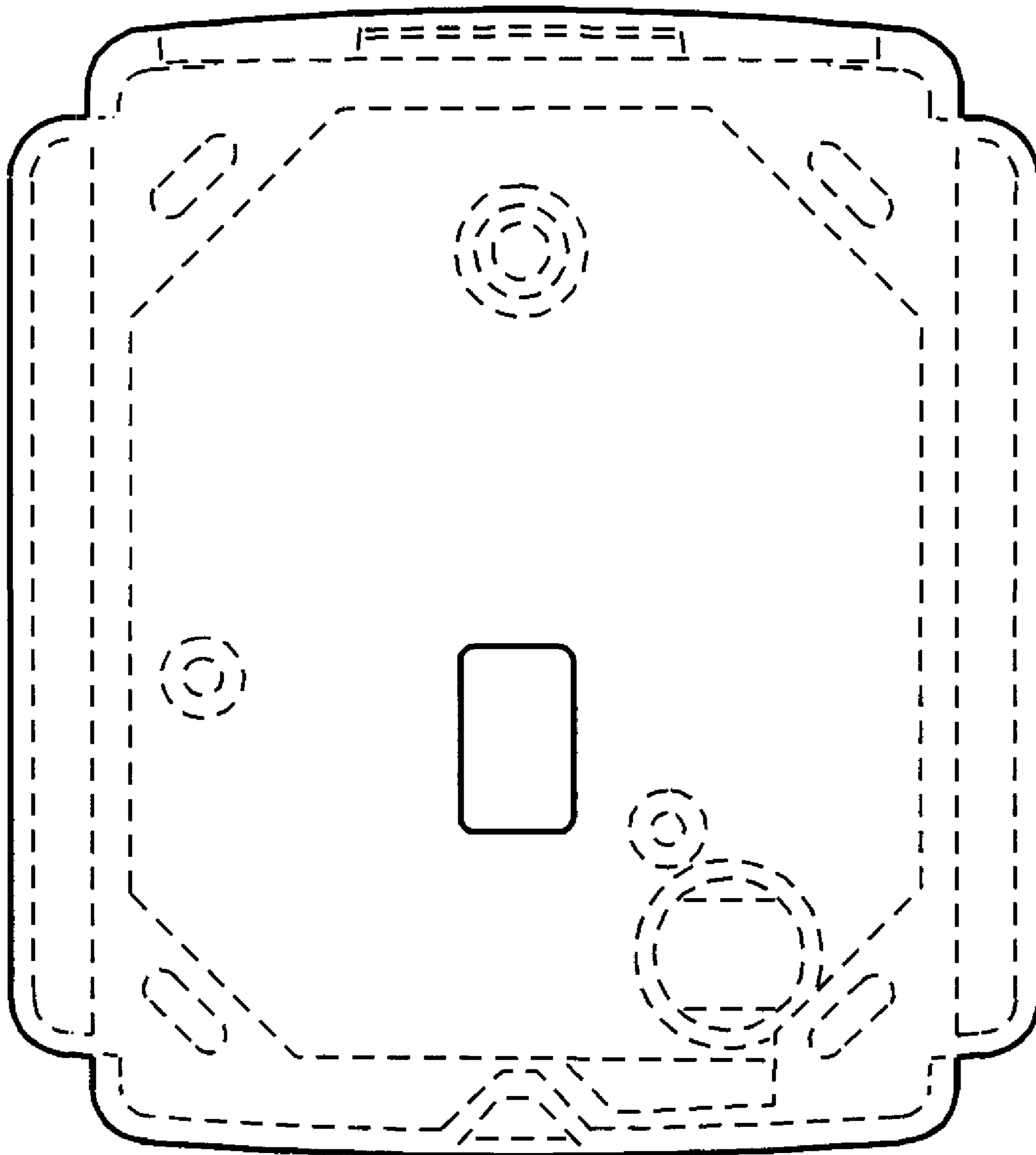


FIG. 6