

US00D540147S

(12) **United States Design Patent**
Singtoroj

(10) **Patent No.:** **US D540,147 S**

(45) **Date of Patent:** **** Apr. 10, 2007**

(54) **HANDLESET GRIP**

(75) Inventor: **Yos Singtoroj**, Anaheim, CA (US)

(73) Assignee: **Newfrey LLC**, Newark, DE (US)

(**) Term: **14 Years**

(21) Appl. No.: **29/255,484**

(22) Filed: **Mar. 8, 2006**

(51) **LOC (8) Cl.** **08-06**

(52) **U.S. Cl.** **D8/320**

(58) **Field of Classification Search** D8/300-302,
D8/315-320, 350, 352, 338, 341, DIG. 1;
16/110.1, 412, 415, 402; 292/336.3, 356,
292/357, DIG. 37, DIG. 46

See application file for complete search history.

(56) **References Cited**

U.S. PATENT DOCUMENTS

D43,561 S	*	2/1913	Weiser	D8/302
1,059,952 A	*	4/1913	Spooner	292/336.3
D212,685 S	*	11/1968	Deadrick	D8/320
D260,360 S	*	8/1981	Meisner	D8/301
D260,361 S	*	8/1981	Meisner	D8/301
D303,489 S	*	9/1989	Halsted et al.	D8/302
D351,980 S	*	11/1994	Molteni	D8/302

D361,706 S	*	8/1995	Carsello	D8/302
D407,292 S	*	3/1999	Carsello	D8/320
D425,392 S	*	5/2000	Lin	D8/302
D448,272 S	*	9/2001	Miller	D8/320
D452,131 S	*	12/2001	Rodriguez	D8/320
D473,780 S	*	4/2003	Singtoroj et al.	D8/320

* cited by examiner

Primary Examiner—Paula A. Greene

(74) *Attorney, Agent, or Firm*—Richard J. Veltman; John D. DelPonti

(57) **CLAIM**

The ornamental design for a handset grip, as shown and described.

DESCRIPTION

FIG. 1 is a perspective view of a handset grip showing my new design;

FIG. 2 is a front view thereof;

FIG. 3 is a back view thereof;

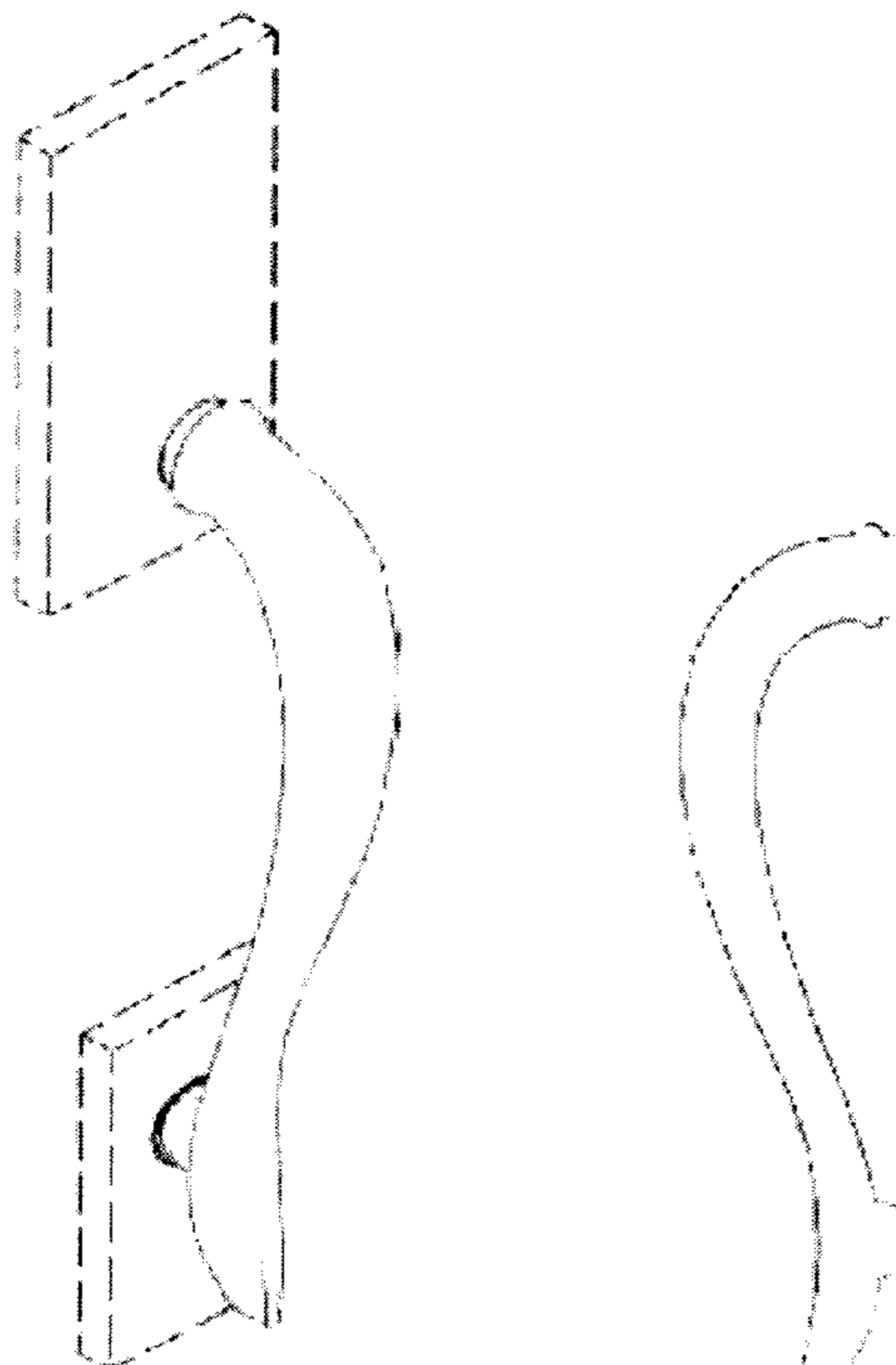
FIG. 4 is a top view thereof;

FIG. 5 is a bottom view thereof; and,

FIG. 6 is a right side view thereof, the left side view being a mirror image.

The broken lines in the Figures are for illustrative purposes only and form no part of the claimed design.

1 Claim, 2 Drawing Sheets






Fig. 1




Fig. 2




Fig. 3



Fig. 4



Fig. 5




Fig. 6