



US00D540143S

(12) **United States Design Patent**
Hsu

(10) **Patent No.:** **US D540,143 S**
(45) **Date of Patent:** **** Apr. 10, 2007**

- (54) **HORN HANDLE BAR**
- (75) Inventor: **Stewart Hsu**, Rowland Heights, CA
(US)
- (73) Assignee: **Actson Corporation**, Baldwin Park, CA
(US)
- (**) Term: **14 Years**
- (21) Appl. No.: **29/246,484**
- (22) Filed: **Apr. 18, 2006**
- (51) **LOC (8) Cl.** **08-06**
- (52) **U.S. Cl.** **D8/315**
- (58) **Field of Classification Search** D8/300-303,
D8/305, 311, 313, 315-320; 16/110.1, 412,
16/436, 404, 430; D23/242, 252, 255; D11/127,
D11/157, 160, 117, 134, 130-132; 428/16,
428/99, 542.44; 248/314; D21/777
See application file for complete search history.

- D326,990 S 6/1992 Bishop
- 5,303,451 A * 4/1994 Graviss et al. 16/412
- D370,617 S * 6/1996 Decursu et al. D8/316
- D379,423 S * 5/1997 Caugh et al. D8/305
- D384,568 S 10/1997 Mantarakis et al.
- D389,392 S 1/1998 Wan
- D448,151 S 9/2001 Outlaw
- D449,215 S * 10/2001 Bertani D8/316
- 6,546,597 B2 * 4/2003 Atalla et al. 16/436
- D513,695 S 1/2006 Baskauskas et al.

* cited by examiner

Primary Examiner—Paula A. Greene

(74) *Attorney, Agent, or Firm*—Alan D. Kamrath; Nikolai & Mersereau, P.A.

(57) **CLAIM**

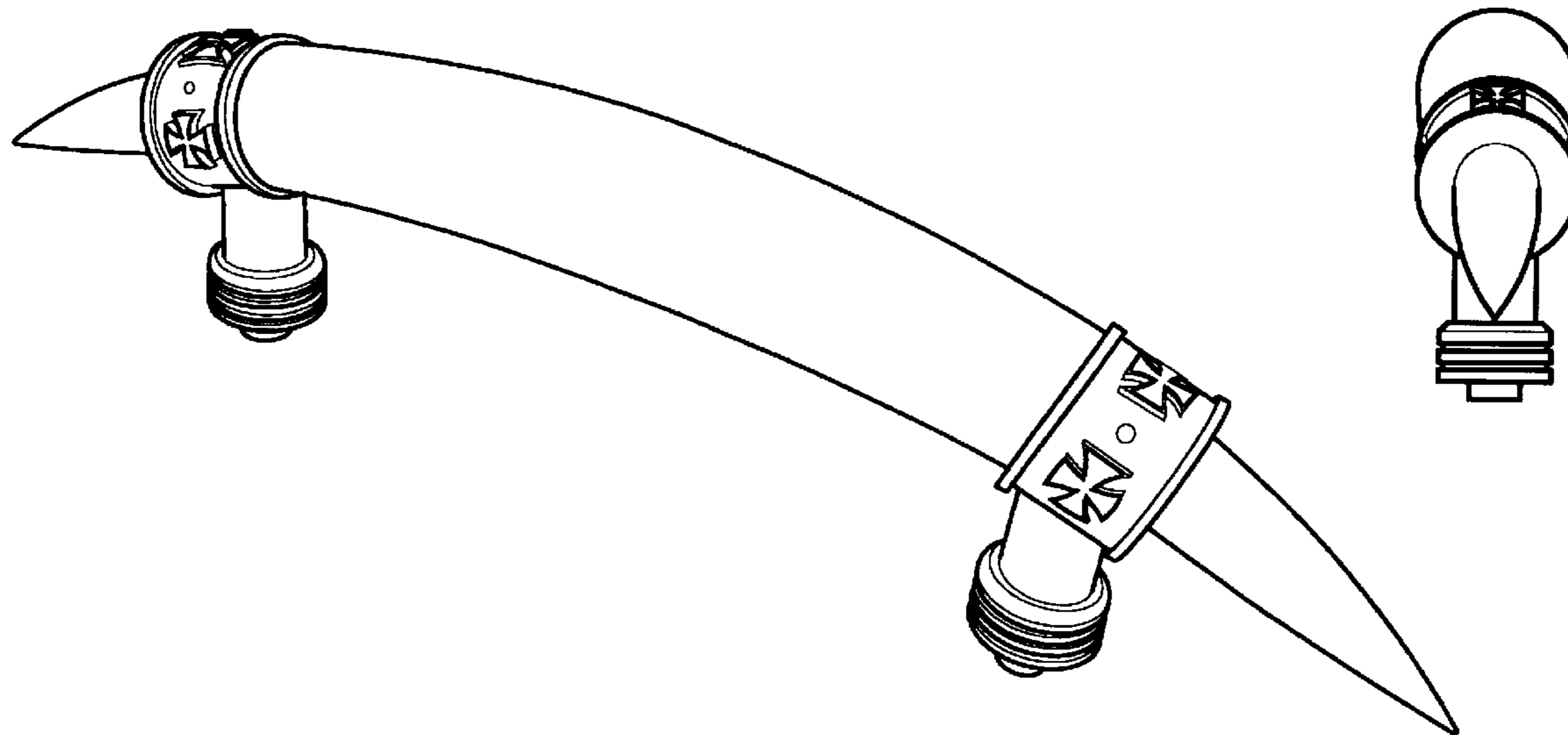
The ornamental design for a horn handle bar, as shown.

DESCRIPTION

FIG. 1 is a perspective view of the horn handle bar in accordance with the embodiment of the claimed design; FIG. 2 is a right side elevational view thereof; FIG. 3 is a top plan view thereof; FIG. 4 is a front elevational view thereof; FIG. 5 is a bottom plan view thereof; FIG. 6 is a left side elevational view thereof; and, FIG. 7 is a rear elevational view thereof.

1 Claim, 4 Drawing Sheets

- (56) **References Cited**
U.S. PATENT DOCUMENTS
- 453,008 A * 5/1891 Kaempfer 248/314
- D133,068 S * 7/1942 Ort D11/134
- D258,228 S * 2/1981 Rumbaugh D21/777
- D297,505 S 9/1988 Mosch
- 4,971,865 A * 11/1990 Nowlan 428/542.4
- D320,334 S 10/1991 Clancy



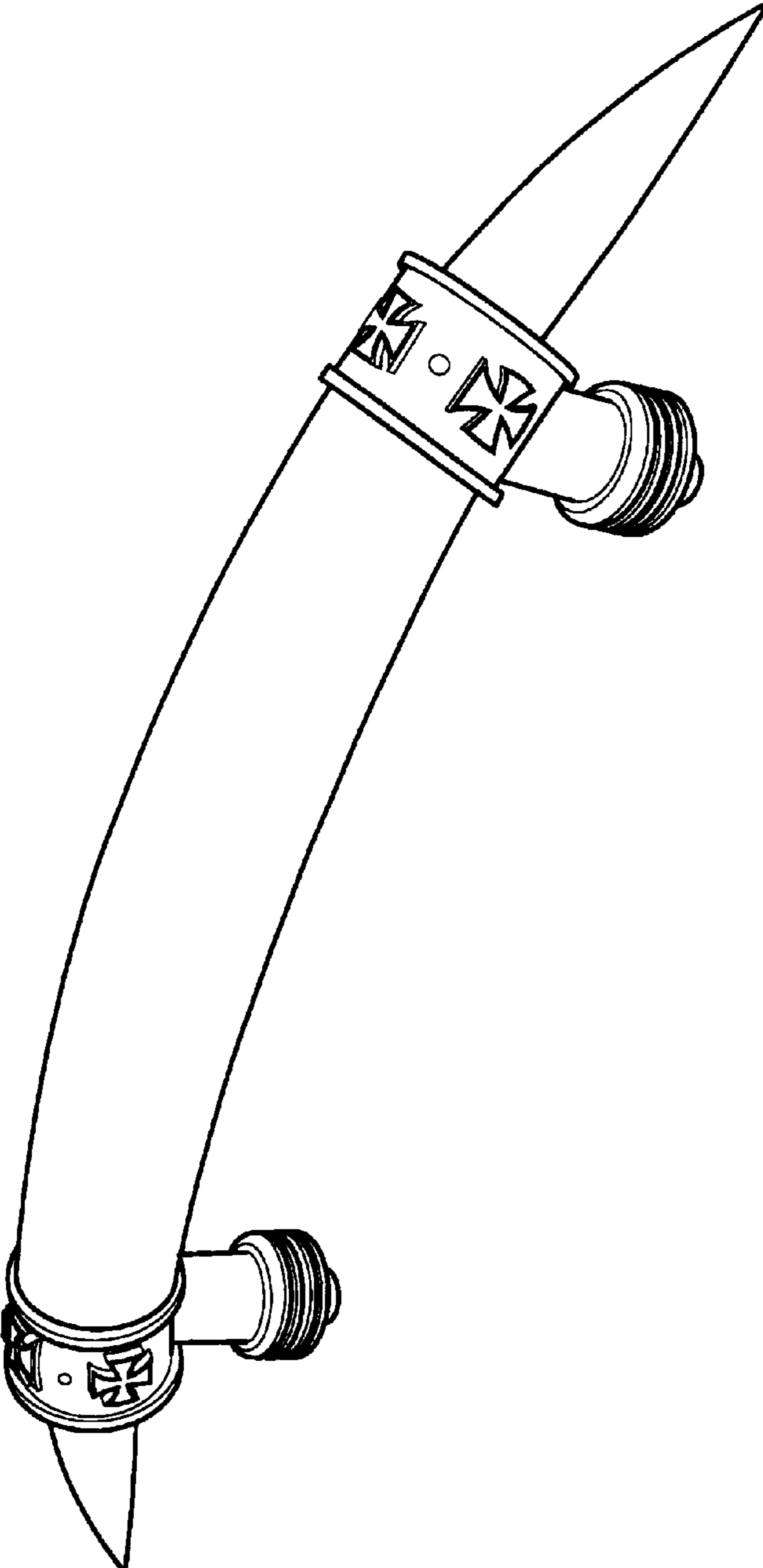


FIG. 1

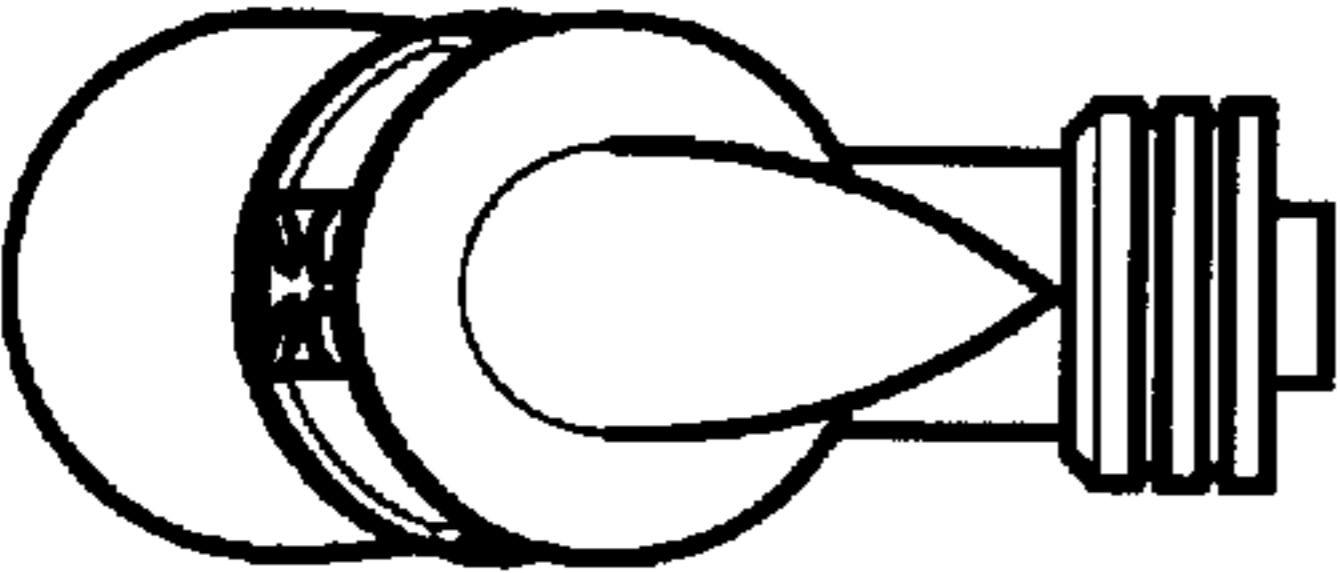


FIG. 2




FIG. 3

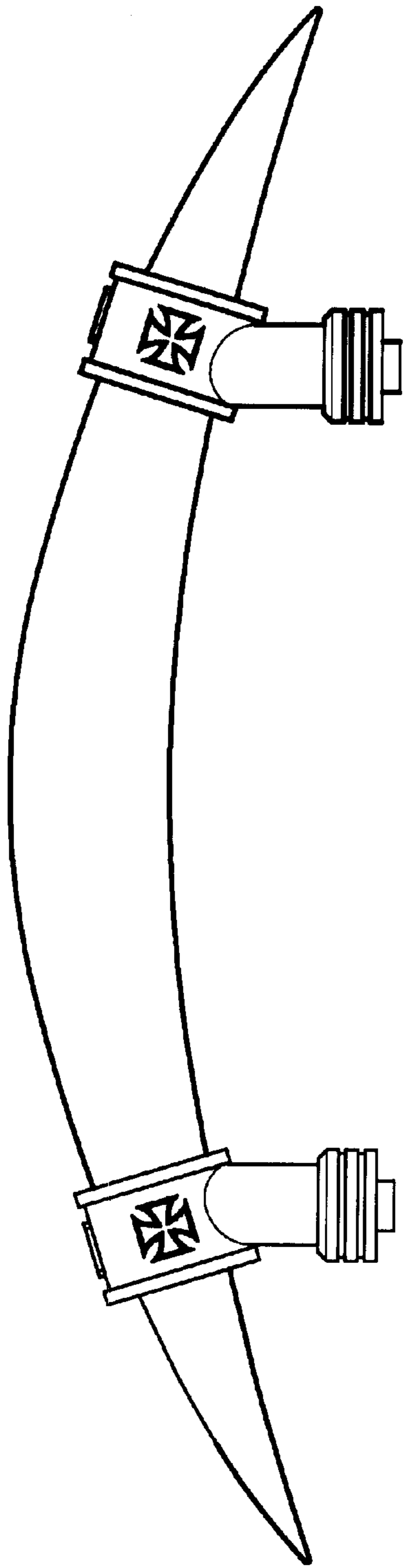


FIG. 4




FIG. 5

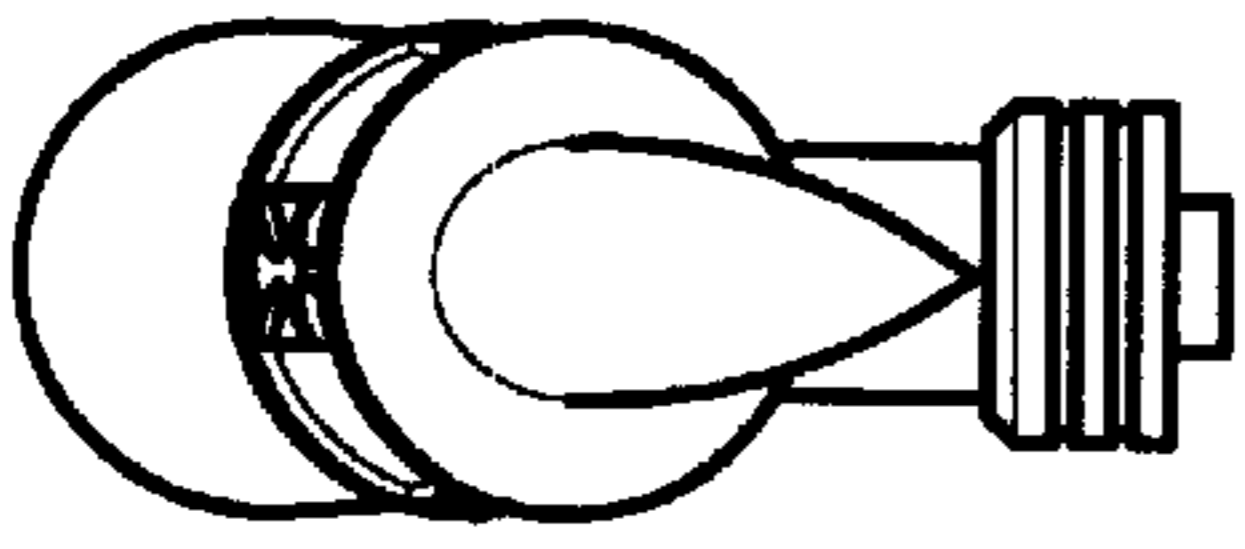


FIG. 6

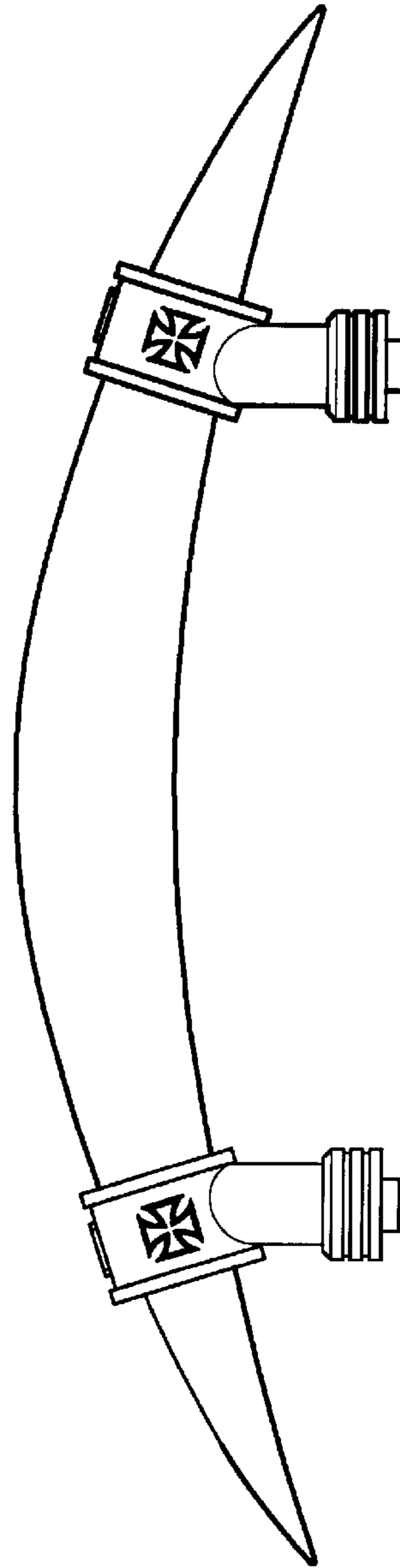


FIG. 7