

US00D540142S

(12) **United States Design Patent**
Rexach

(10) **Patent No.:** **US D540,142 S**

(45) **Date of Patent:** **** Apr. 10, 2007**

(54) **KNOB**

(75) Inventor: **Rafael A. Rexach**, Kohler, WI (US)

(73) Assignee: **Kohler Co.**, Kohler, WI (US)

(**) Term: **14 Years**

(21) Appl. No.: **29/258,199**

(22) Filed: **Apr. 18, 2006**

(51) **LOC (8) Cl.** **08-06**

(52) **U.S. Cl.** **D8/307**

(58) **Field of Classification Search** D8/300,
D8/307, DIG. 1; D23/242, 250; 16/110.1,
16/412, 414, 422, 417, 441; 292/348; 74/548
See application file for complete search history.

(56) **References Cited**

U.S. PATENT DOCUMENTS

D47,069 S	3/1915	Burns	
D72,772 S	5/1927	Kipper	
D220,933 S	* 6/1971	Karlack	D8/307
D224,225 S	* 7/1972	Domain	D23/250
D285,827 S	* 9/1986	Hill et al.	D23/250
D290,159 S	* 6/1987	Jans	D23/242
D290,493 S	* 6/1987	Dragos	D23/250
D300,902 S	* 5/1989	Kohler et al.	D8/307
D327,530 S	* 6/1992	Rawald	D23/250
D429,991 S	* 8/2000	Short	D8/307

OTHER PUBLICATIONS

Kohler Co., "Alterna Widespread Lavatory Shampoo Faucet". Model No. K-6956-2. Kohler Co., online catalog. Copyright 2006.

Kohler Co., "Memoirs Wall-Mount Diverter Bath Spout with Stately Design". Model No. K-496-V. Kohler Co., online catalog. Copyright 2006.

* cited by examiner

Primary Examiner—Paula A. Greene

(74) *Attorney, Agent, or Firm*—Quarles & Brady LLP

(57) **CLAIM**

The ornamental design for a knob, as shown and described.

DESCRIPTION

In a preferred form, the nature of this product is a knob, especially a knob that can be grasped to move a door or drawer.

FIG. 1 is a right, top, front perspective view of a knob embodying my new design;

FIG. 2 is a front elevational view thereof;

FIG. 3 is a right side elevational view thereof, the left side elevational view thereof being a mirror image of the right side shown;

FIG. 4 is a top plan view thereof, the bottom plan view thereof being a mirror image of the top view shown; and,

FIG. 5 is a rear elevational view thereof.

The broken line representation of an opening in FIG. 5 is for the purpose of illustration only, and form no part of the claimed design.

1 Claim, 2 Drawing Sheets





FIG. 1




FIG. 2




FIG. 3




FIG. 4




FIG. 5

