

US00D540141S

(12) **United States Design Patent**
Berberet

(10) **Patent No.:** **US D540,141 S**

(45) **Date of Patent:** **** Apr. 10, 2007**

(54) **KNOB**

(75) Inventor: **Suzanne Berberet**, Sheboygan, WI (US)

(73) Assignee: **Kohler Co.**, Kohler, WI (US)

(**) Term: **14 Years**

(21) Appl. No.: **29/256,350**

(22) Filed: **Mar. 17, 2006**

(51) **LOC (8) Cl.** **08-06**

(52) **U.S. Cl.** **D8/307**

(58) **Field of Classification Search** D8/300,
D8/367, 301-309, 315, 350, 352, 393, DIG. 1,
D8/DIG. 2; D23/242, 250-252; 16/110.1,
16/412-415, 441; 292/336.3; D22/108
See application file for complete search history.

(56) **References Cited**

U.S. PATENT DOCUMENTS

D102,317 S	*	12/1936	Andersone	D8/307
D152,901 S	*	3/1949	Petersen	D8/307
D203,148 S	*	12/1965	Kaiser	D23/250
D204,461 S	*	4/1966	Volker	D22/108
D213,865 S	*	4/1969	Sonnenleiter	D8/307
D224,225 S	*	7/1972	Doman	D23/250
D263,778 S	*	4/1982	Thompson	D8/367
D280,437 S	*	9/1985	Rademacher	D23/242
D290,493 S		6/1987	Dragos		
D290,869 S	*	7/1987	Paul	D23/242

D327,530 S * 6/1992 Rawald D23/250

OTHER PUBLICATIONS

Rejuvenation Lighting & House Parts 2005 Resource Guide, catalog p. 121, "Hexagonal Cabinet Knob", model No. 1819 (LQ).

* cited by examiner

Primary Examiner—Paula A. Greene

(74) Attorney, Agent, or Firm—Quarles & Brady LLP

(57) **CLAIM**

The ornamental design for a knob, as shown and described.

DESCRIPTION

In a preferred form, the nature of this product is a knob, especially a knob that can be grasped to move a door or drawer.

FIG. 1 is a left, top, front perspective view of a knob embodying my new design;

FIG. 2 is a front elevational view thereof;

FIG. 3 is a left side elevational view thereof, the right side elevational view thereof being a mirror image of the left side shown;

FIG. 4 is a top plan view thereof, the bottom plan view thereof being a mirror image of the top view shown; and, FIG. 5 is a rear elevational view thereof.

The broken line representation of an opening in FIG. 5 is for the purpose of illustration only, and form no part of the claimed design.

1 Claim, 2 Drawing Sheets

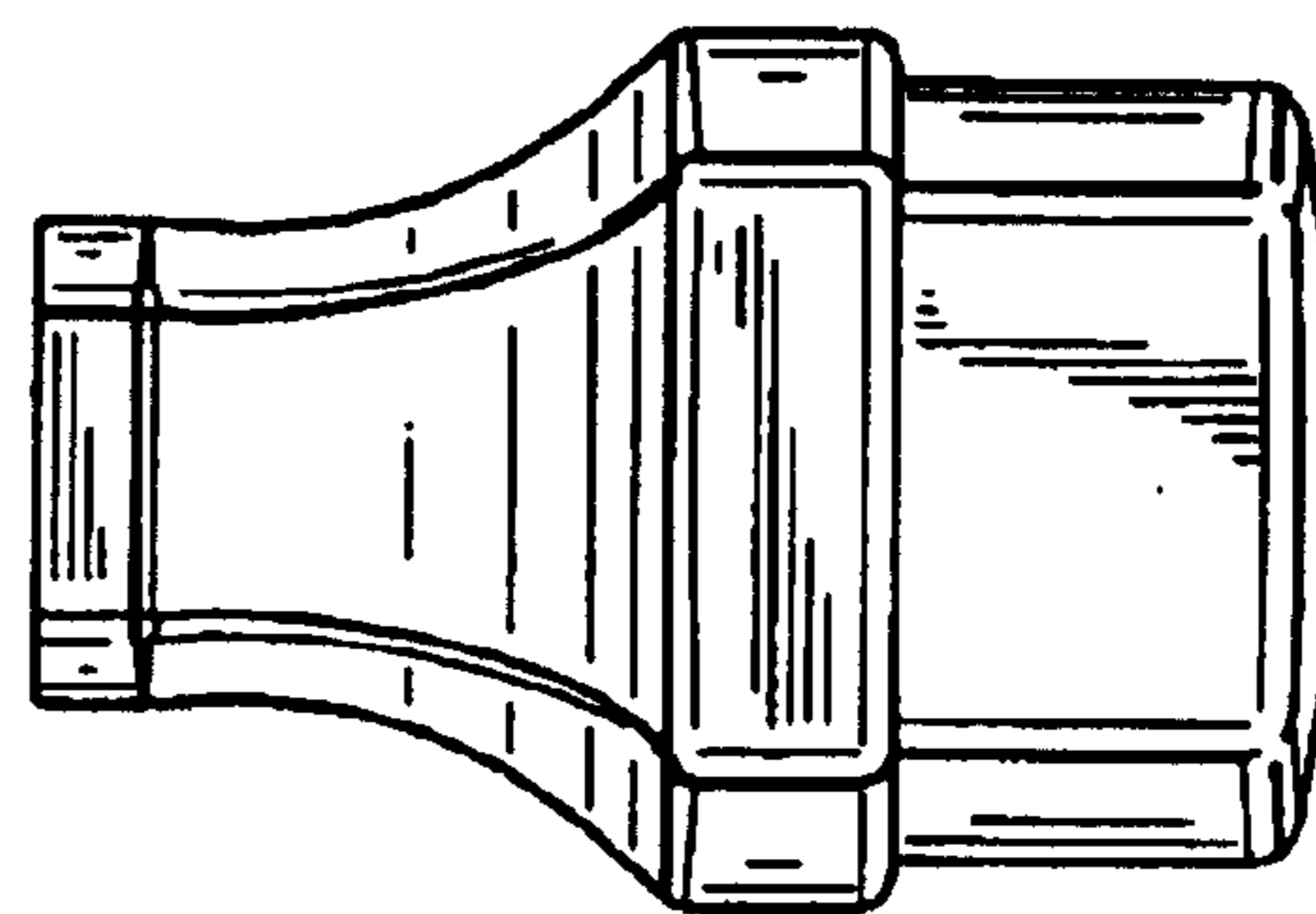



FIG. 1




FIG. 2

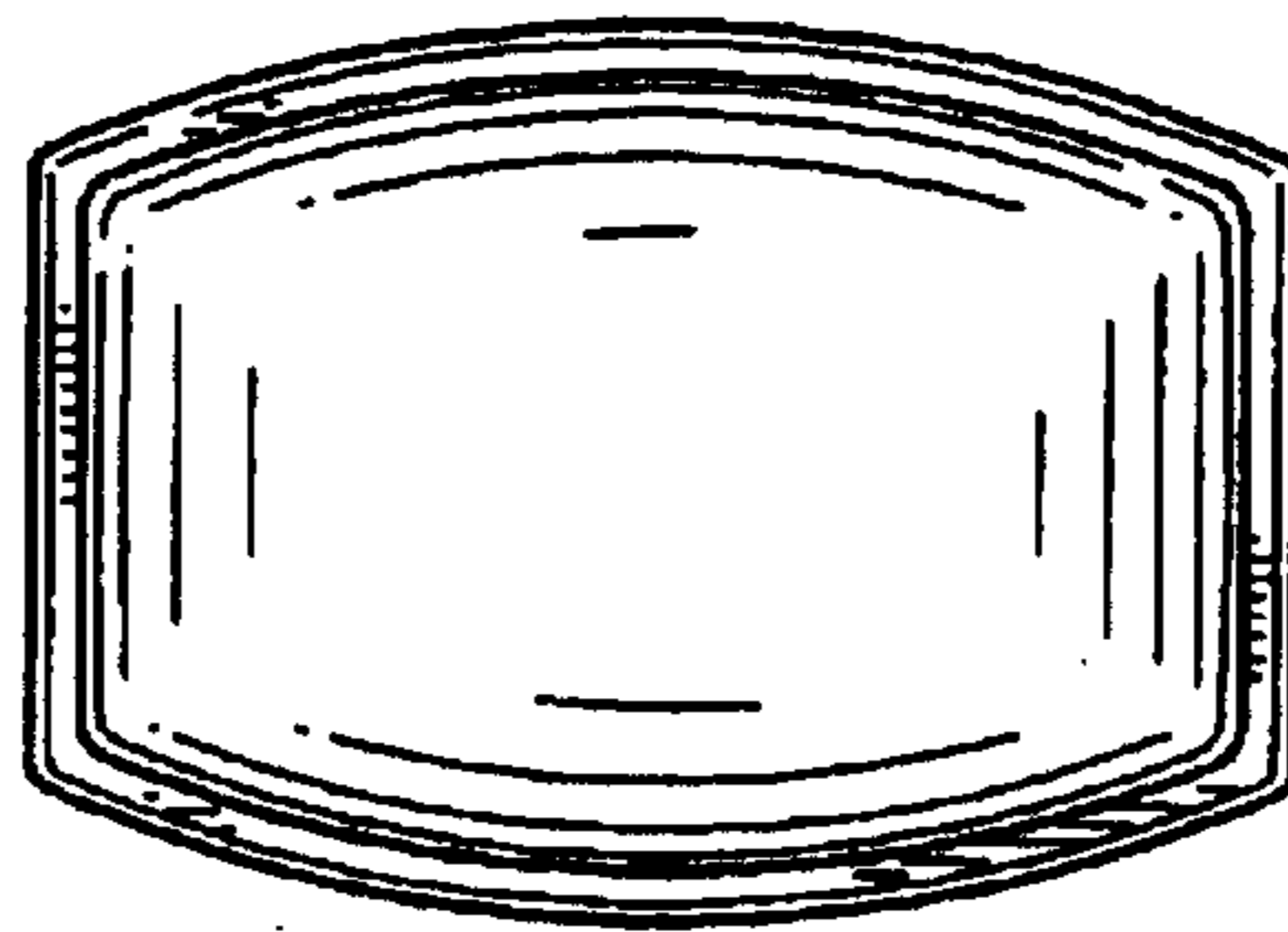


FIG. 3

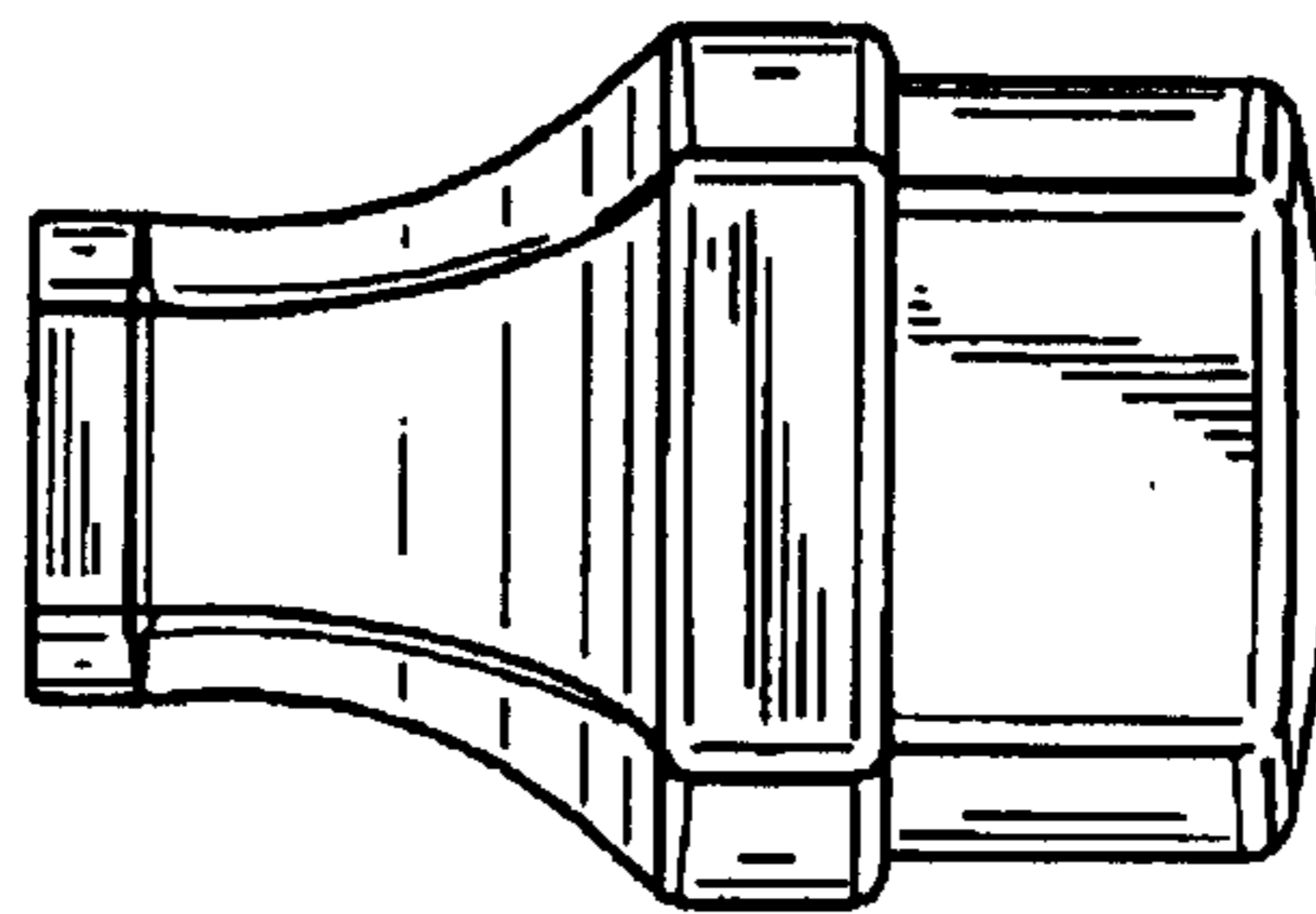


FIG. 4

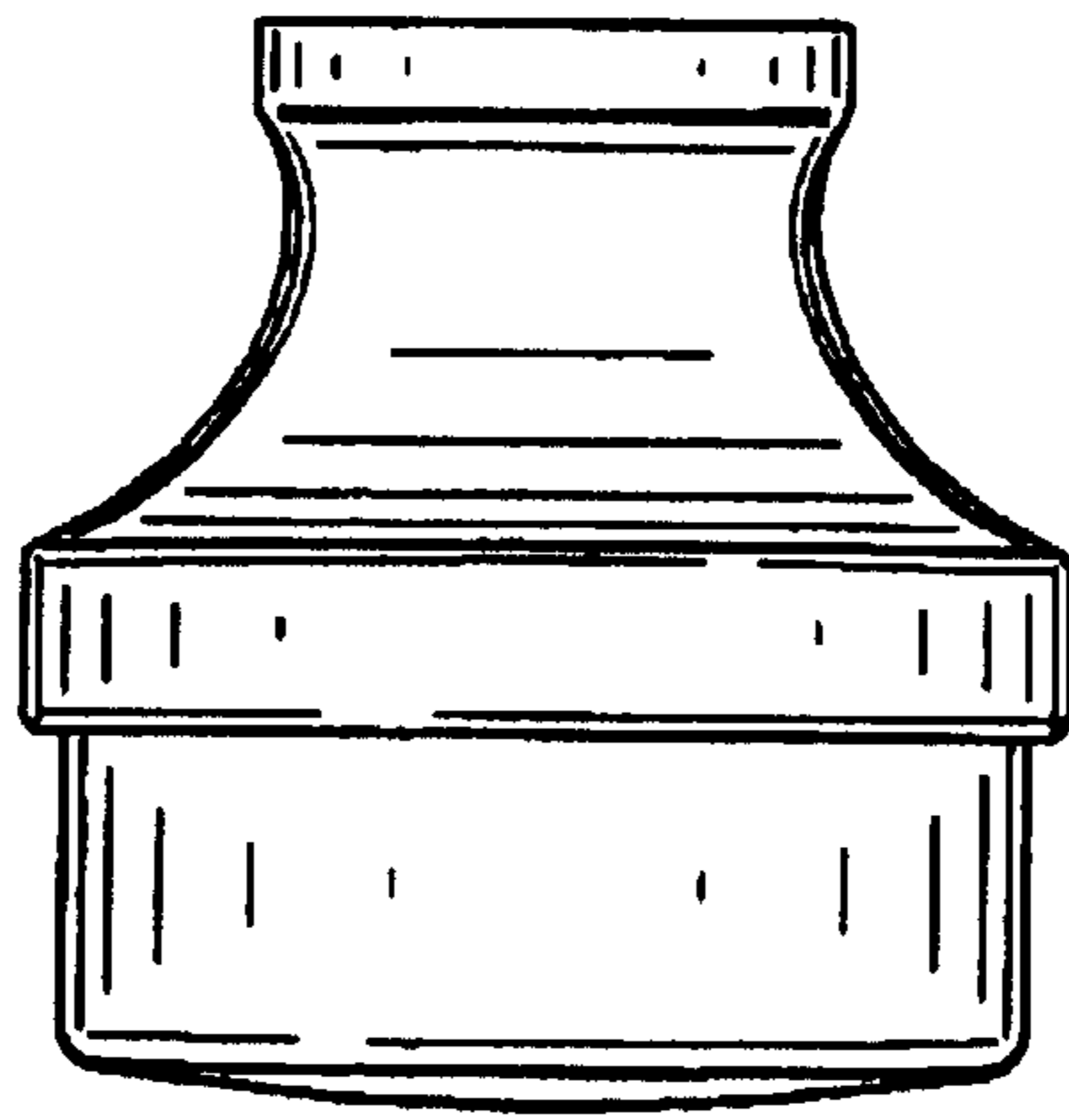


FIG. 5

