



US00D540130S

(12) **United States Design Patent**  
**Wysopal**

(10) **Patent No.:** **US D540,130 S**

(45) **Date of Patent:** **\*\* Apr. 10, 2007**

(54) **BALL-SHAPED BOTTLE OPENER ASSEMBLY FOR USE WITH A BASEBALL CAP**

(76) Inventor: **James Wysopal**, 2239 Aralia St., Newport Beach, CA (US) 92660

(\*\*) Term: **14 Years**

(21) Appl. No.: **29/241,554**

(22) Filed: **Oct. 28, 2005**

(51) **LOC (8) Cl.** ..... **07-99**

(52) **U.S. Cl.** ..... **D8/34**

(58) **Field of Classification Search** ..... D8/16-19, D8/21, 27, 33-43, 88, 105; D7/665, 666, D7/680; 7/113, 151-156; 81/3.07, 3.09, 3.27, 81/3.4, 3.55

See application file for complete search history.

(56) **References Cited**

**U.S. PATENT DOCUMENTS**

D231,313 S	*	4/1974	Heelan	.....	D8/38
4,235,132 A	*	11/1980	Kendall	.....	81/3.44
4,530,260 A	*	7/1985	Holka	.....	81/3.55
D281,572 S	*	12/1985	Gabriel et al.	.....	D8/40
D289,364 S	*	4/1987	Bass	.....	D8/34
D358,311 S	*	5/1995	Sarnoff et al.	.....	D8/34
D363,157 S	*	10/1995	Rodgers	.....	D8/38
D383,045 S	*	9/1997	Turso	.....	D8/38
D408,237 S		4/1999	Wysopal		
D433,298 S		11/2000	Wysopal		
D433,607 S	*	11/2000	Park	.....	D8/41

D440,134 S	*	4/2001	Brix-Hansen	.....	D8/33
D442,449 S	*	5/2001	McQuillan	.....	D8/40
D443,804 S	*	6/2001	Wysopal	.....	D8/38
D473,118 S	*	4/2003	Lovegrove	.....	D8/40
D500,576 S	*	1/2005	Kraus	.....	D1/199
D503,516 S	*	4/2005	Wysopal	.....	D2/866
D521,332 S	*	5/2006	Dighton et al.	.....	D8/38
D522,822 S	*	6/2006	Dighton et al.	.....	D8/38

\* cited by examiner

*Primary Examiner*—Robert M. Spear

*Assistant Examiner*—Garth Rademaker

(74) *Attorney, Agent, or Firm*—Eric Karich

(57) **CLAIM**

The ornamental design for a “ball-shaped bottle opener assembly for use with a baseball cap,” as shown and described.

**DESCRIPTION**

FIG. 1 is a perspective view of a ball-shaped bottle opener assembly for use with a baseball cap, showing my new design;

FIG. 2 is a top plan view thereof;

FIG. 3 is a bottom plan view thereof;

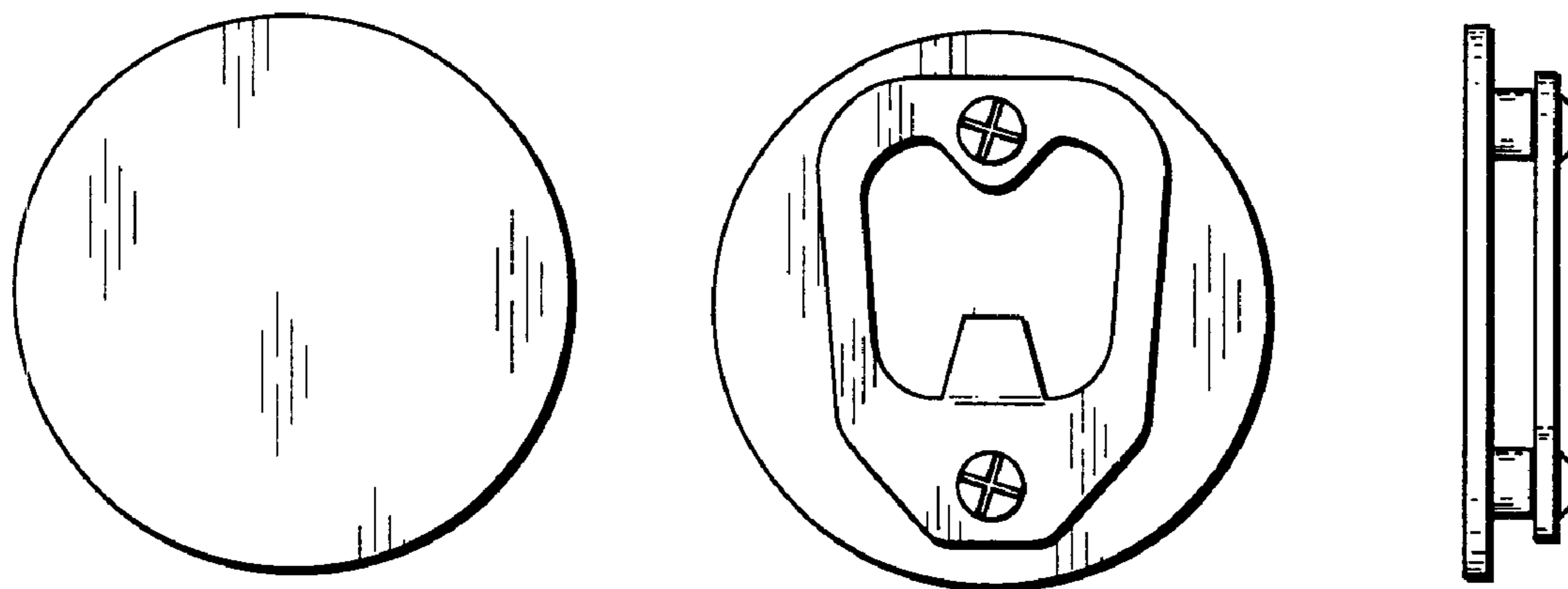
FIG. 4 is a left side elevational view thereof, the right side elevational view being a mirror image thereof;

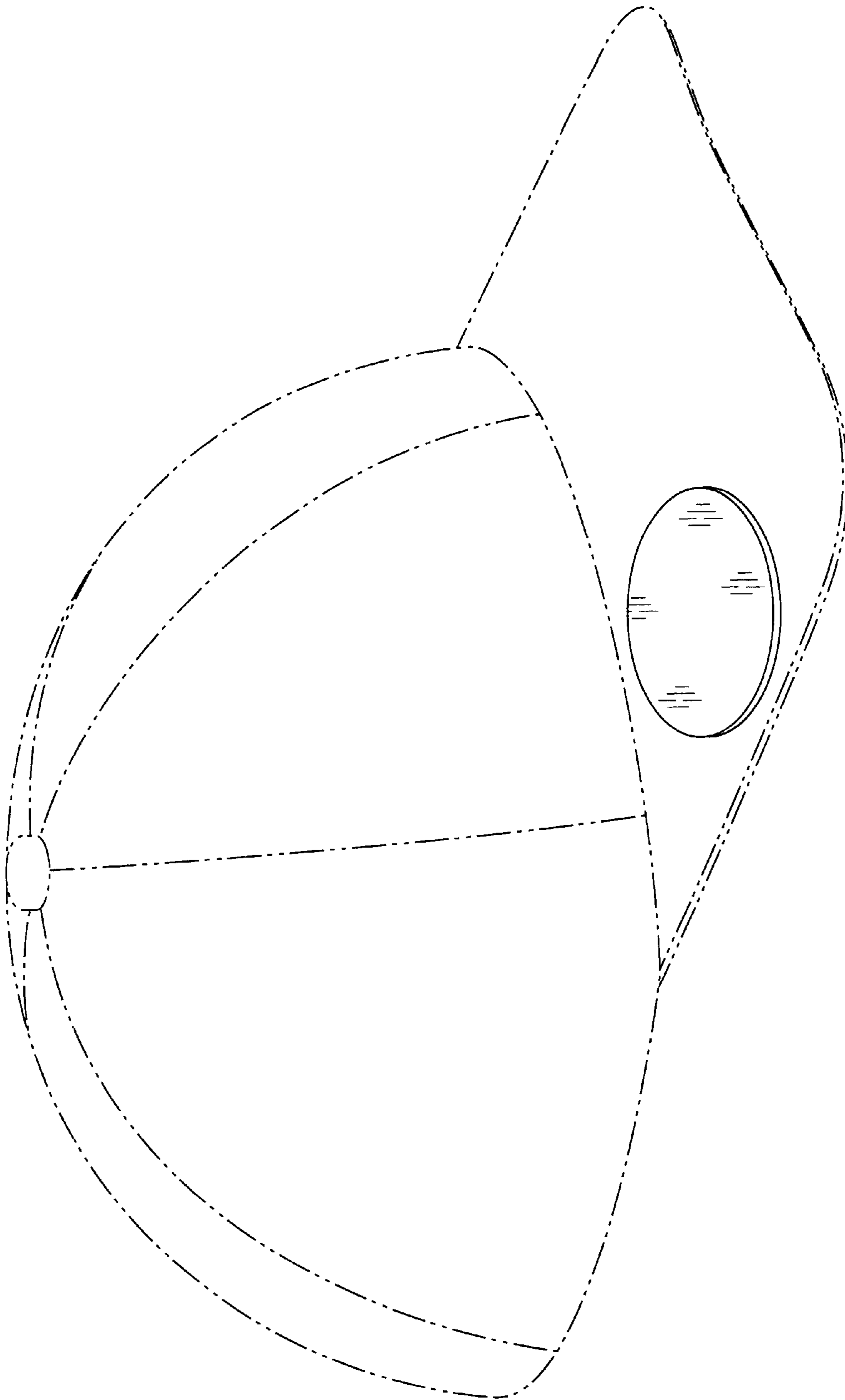
FIG. 5 is a front elevational view thereof; and,

FIG. 6 is a rear elevational view thereof.

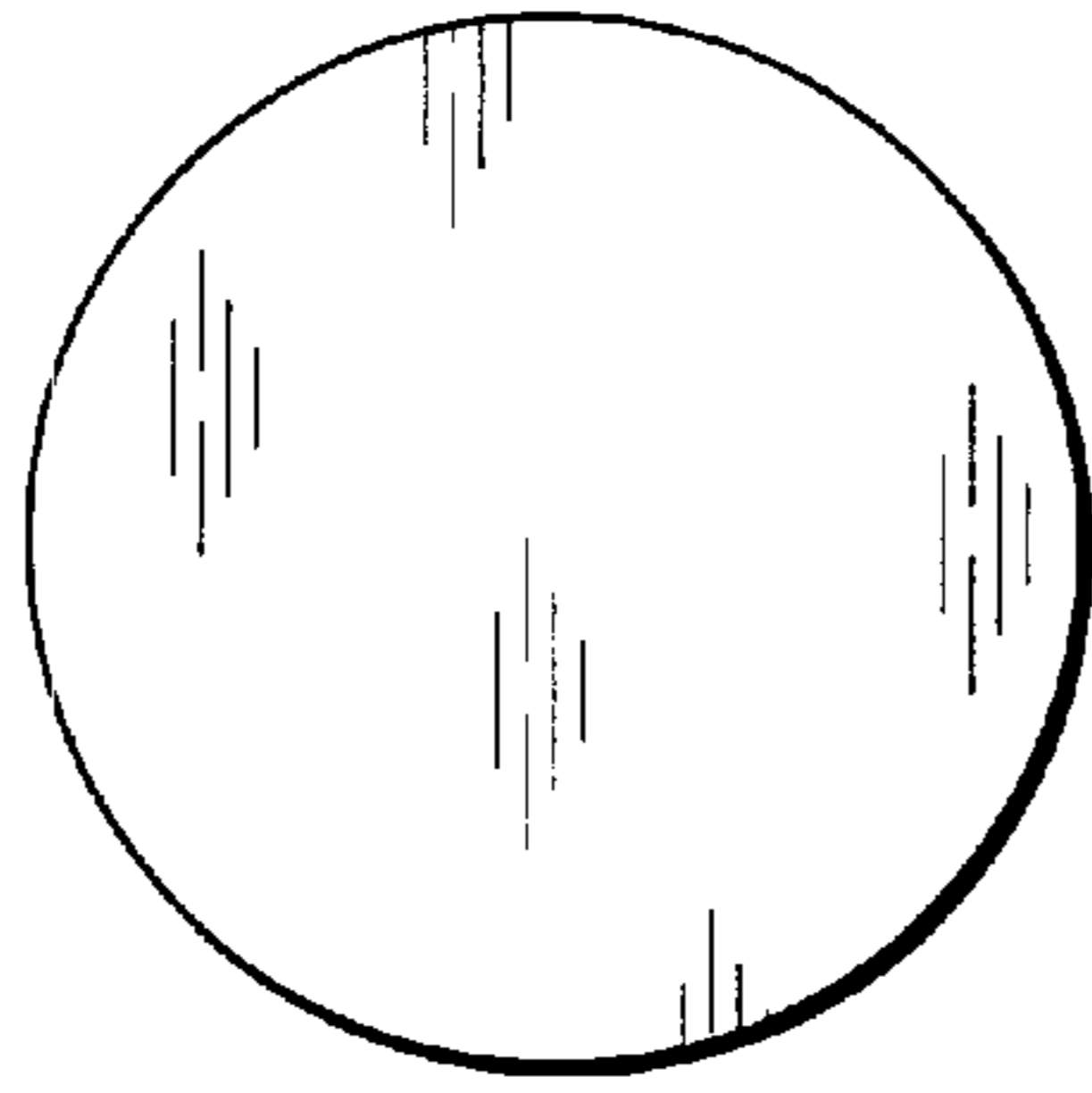
The broken line showing of a baseball cap is for illustrative purposes only and forms no part of the claimed design.

**1 Claim, 2 Drawing Sheets**

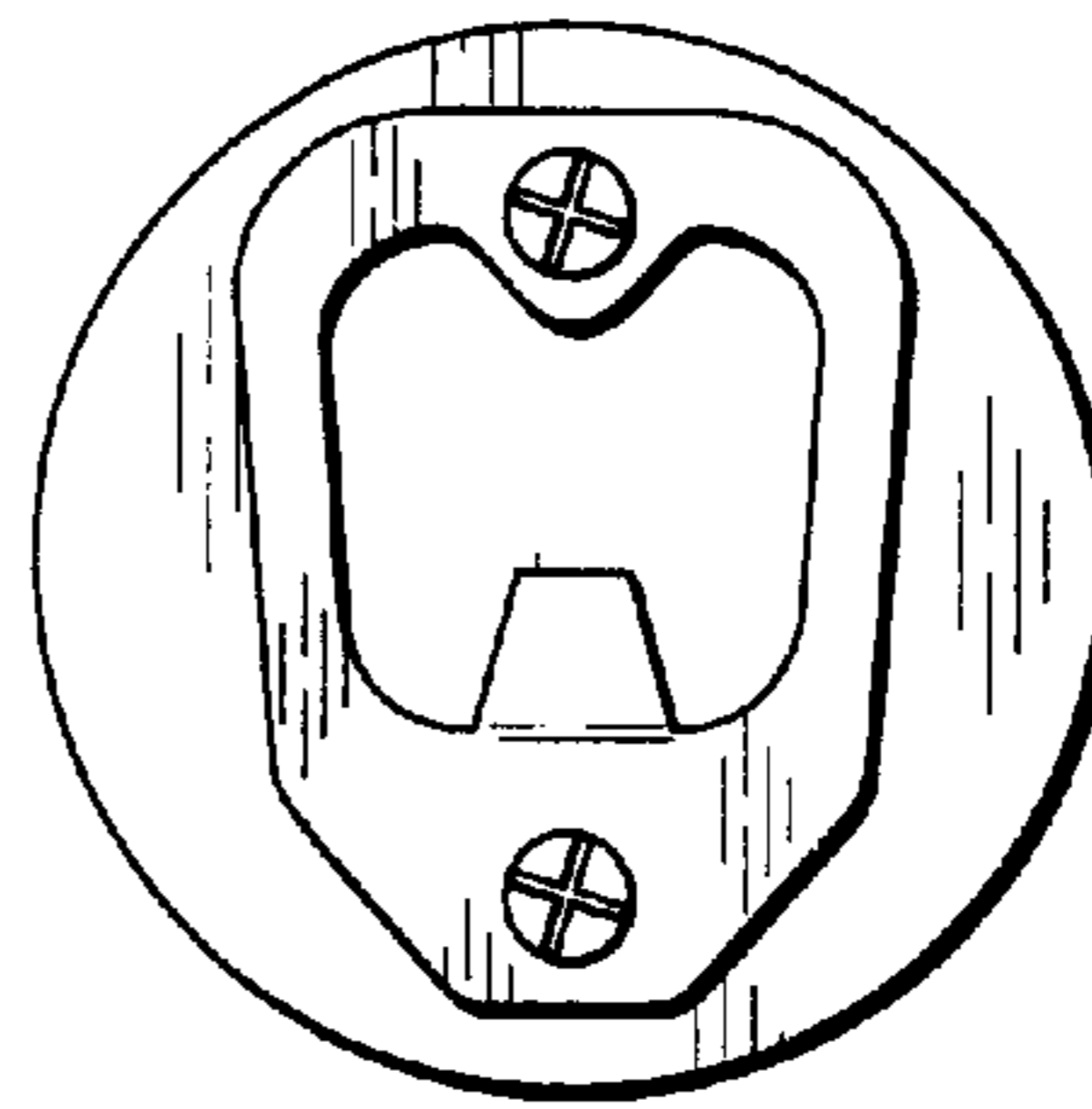




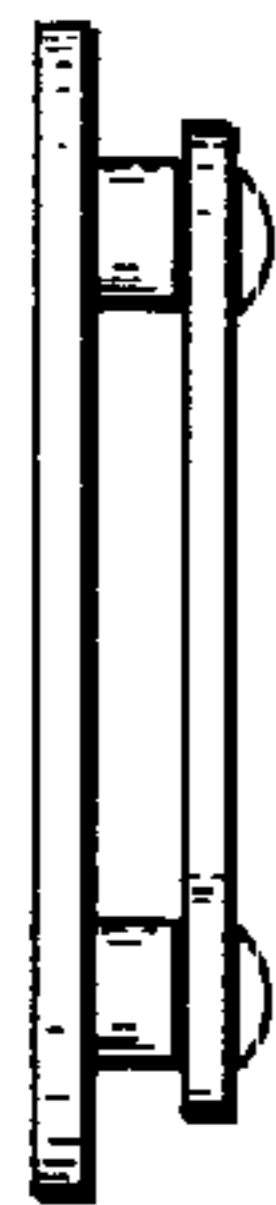
*Fig. 1*



*Fig. 2*



*Fig. 3*



*Fig. 4*



*Fig. 5*



*Fig. 6*