



US00D540123S

(12) **United States Design Patent**
George et al.

(10) **Patent No.:** **US D540,123 S**

(45) **Date of Patent:** **** Apr. 10, 2007**

(54) **CONTAINER**

(75) Inventors: **Jeffrey W. George**, Cary, IL (US);
James Maki, McHenry, IL (US); **Peter Clarke**, Fairfield, CT (US); **John K. Clay**, Milford, CT (US)

(73) Assignee: **The Quaker Oats Company**, Chicago, IL (US)

(**) Term: **14 Years**

(21) Appl. No.: **29/242,100**

(22) Filed: **Nov. 3, 2005**

(51) **LOC (8) Cl.** **07-01**

(52) **U.S. Cl.** **D7/602**

(58) **Field of Classification Search** D7/601-604,
D7/629, 612-615; D9/549, 559, 560, 572-575,
D9/424-432; 220/675, 708-805; 215/382-384,
215/400

See application file for complete search history.

(56) **References Cited**

U.S. PATENT DOCUMENTS

D199,505 S * 11/1964 Swett D7/629

D284,728 S * 7/1986 Trivison D7/629
D311,665 S * 10/1990 Carlson D7/629
D351,969 S * 11/1994 Daenen et al. D7/603
D375,873 S * 11/1996 Ahern et al. D7/602
D395,204 S * 6/1998 Wood D7/615
D428,810 S * 8/2000 Lowry et al. D9/432
D438,066 S * 2/2001 Beach et al. D7/629

* cited by examiner

Primary Examiner—Terry A. Wallace

(74) *Attorney, Agent, or Firm*—Banner & Witcoff

(57) **CLAIM**

The ornamental design for a container, as shown and described.

DESCRIPTION

FIG. 1 is a front perspective view of the new design;
FIG. 2 is a front plan view thereof, the opposite side being identical;
FIG. 3 is a side plan view thereof;
FIG. 4 is another side plan view thereof;
FIG. 5 is a top plan view thereof; and,
FIG. 6 is a bottom plan view thereof.

1 Claim, 4 Drawing Sheets




Fig. 1




Fig. 2

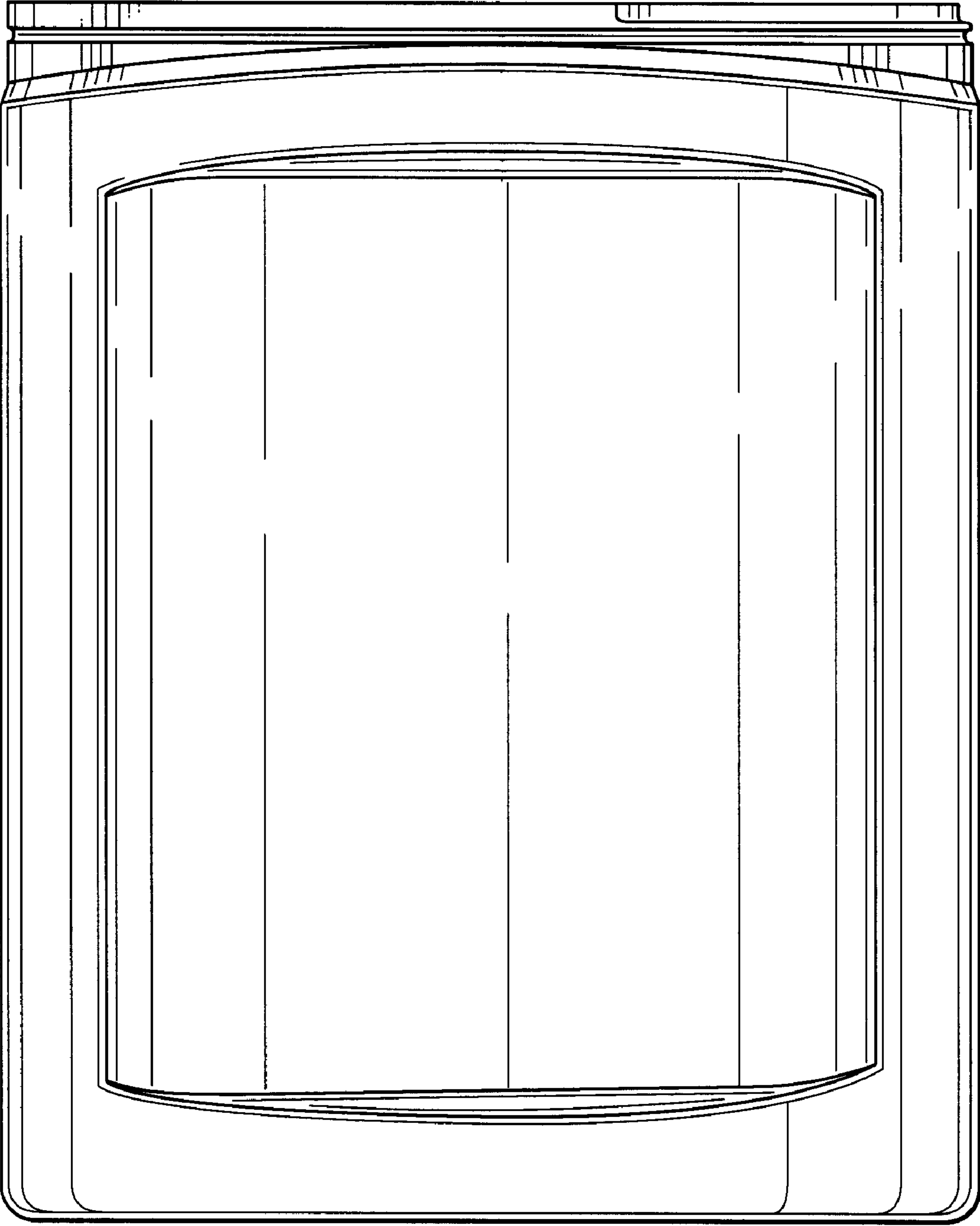


Fig. 3

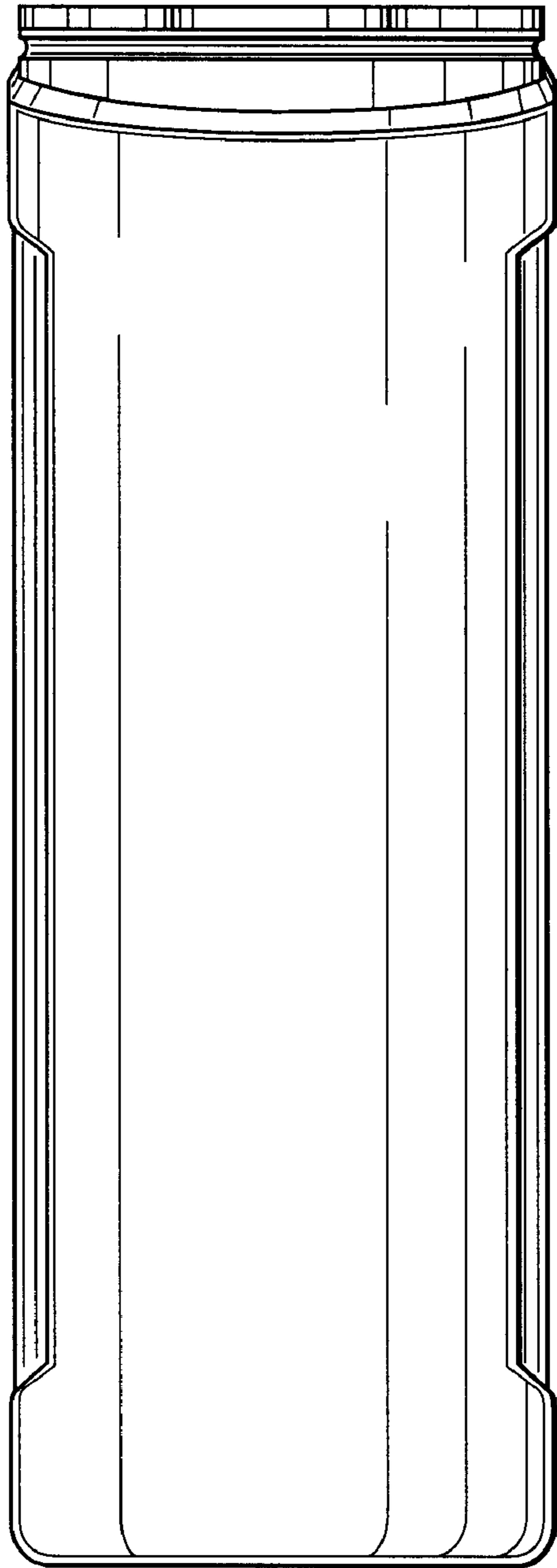


Fig. 4




Fig. 5

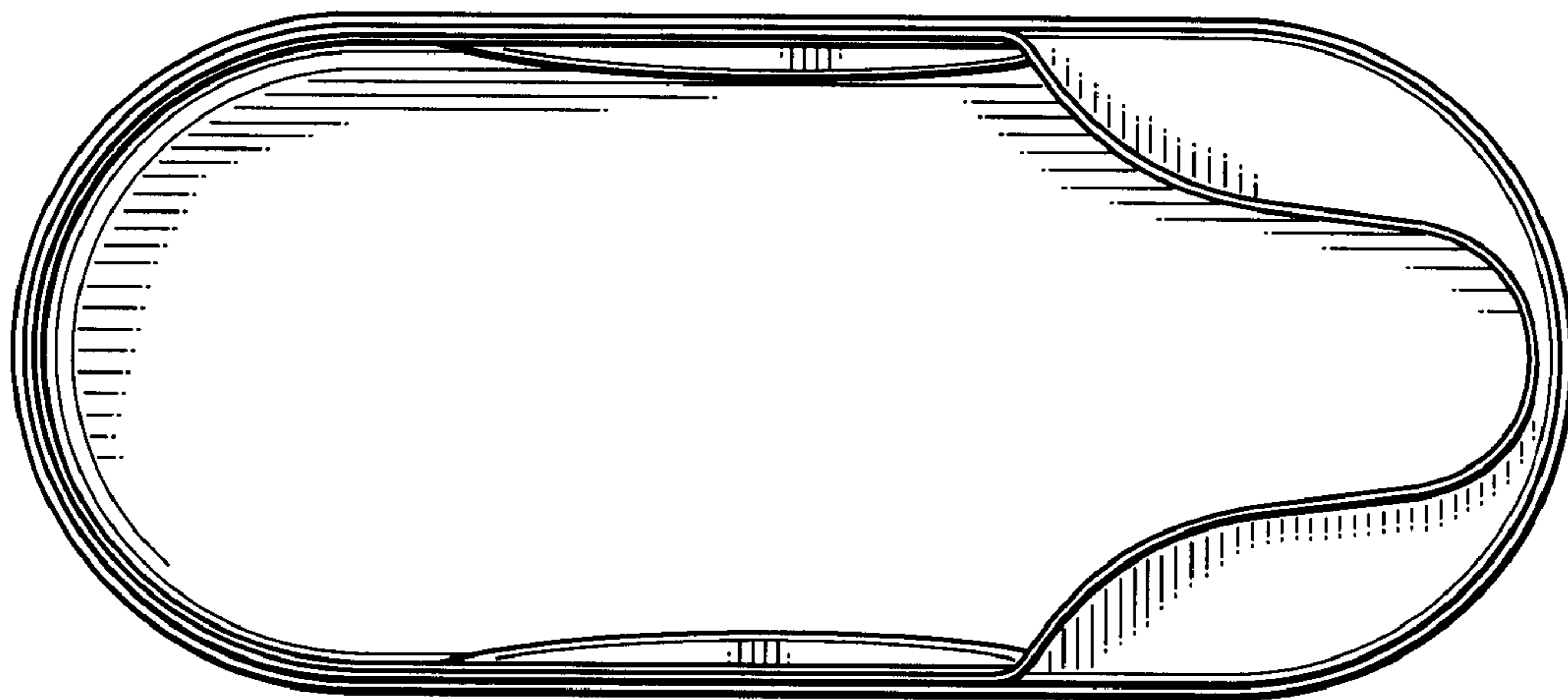


Fig. 6

