



US00D540093S

(12) **United States Design Patent**
Lan

(10) **Patent No.:** **US D540,093 S**

(45) **Date of Patent:** **** Apr. 10, 2007**

(54) **MAT**

(76) **Inventor:** **Yu-Fei Lan**, No. 61, Benchou Rd.,
Kangshan Chen, Kaohsiung Hsien (TW)

(**) **Term:** **14 Years**

(21) **Appl. No.:** **29/255,559**

(22) **Filed:** **Mar. 9, 2006**

(51) **LOC (8) Cl.** **06-11**

(52) **U.S. Cl.** **D6/582**

(58) **Field of Classification Search** D6/582-594;
D5/53, 57, 59, 62; D12/203; 119/480; 95/57;
428/172

See application file for complete search history.

(56) **References Cited**

U.S. PATENT DOCUMENTS

3,726,255	A	*	4/1973	Marr	119/480
D322,003	S	*	12/1991	Hytry	D6/583
D401,203	S	*	11/1998	Lu	D12/203
D404,352	S	*	1/1999	Lu	D12/203
D407,255	S	*	3/1999	Librett	D6/582
D419,783	S	*	2/2000	Tavenas	D5/59
6,126,722	A	*	10/2000	Mitchell et al.	95/57

D472,056	S	*	3/2003	Jahner	D5/57
6,589,631	B1	*	7/2003	Suzuki et al.	428/172
D483,596	S	*	12/2003	Wildstein et al.	D6/582
D490,988	S	*	6/2004	Delaney et al.	D5/53
D505,552	S	*	5/2005	Pommier	D5/62

* cited by examiner

Primary Examiner—T. Chase Nelson

Assistant Examiner—Barbara Blanton Lohr

(74) *Attorney, Agent, or Firm*—Alan D. Kamrath; Nikolai & Mersereau, P.A.

(57) **CLAIM**

The ornamental design for a mat, as shown and described.

DESCRIPTION

FIG. 1 is a perspective view of a mat, showing my new design;

FIG. 2 is a front view thereof;

FIG. 3 is a rear view thereof;


FIG. 4 is a left view thereof;

FIG. 5 is a right view thereof;

FIG. 6 is a top view thereof; and,

FIG. 7 is a bottom view thereof.

1 Claim, 4 Drawing Sheets






FIG.1



FIG. 2



FIG. 3



FIG. 4



FIG. 5




FIG.6

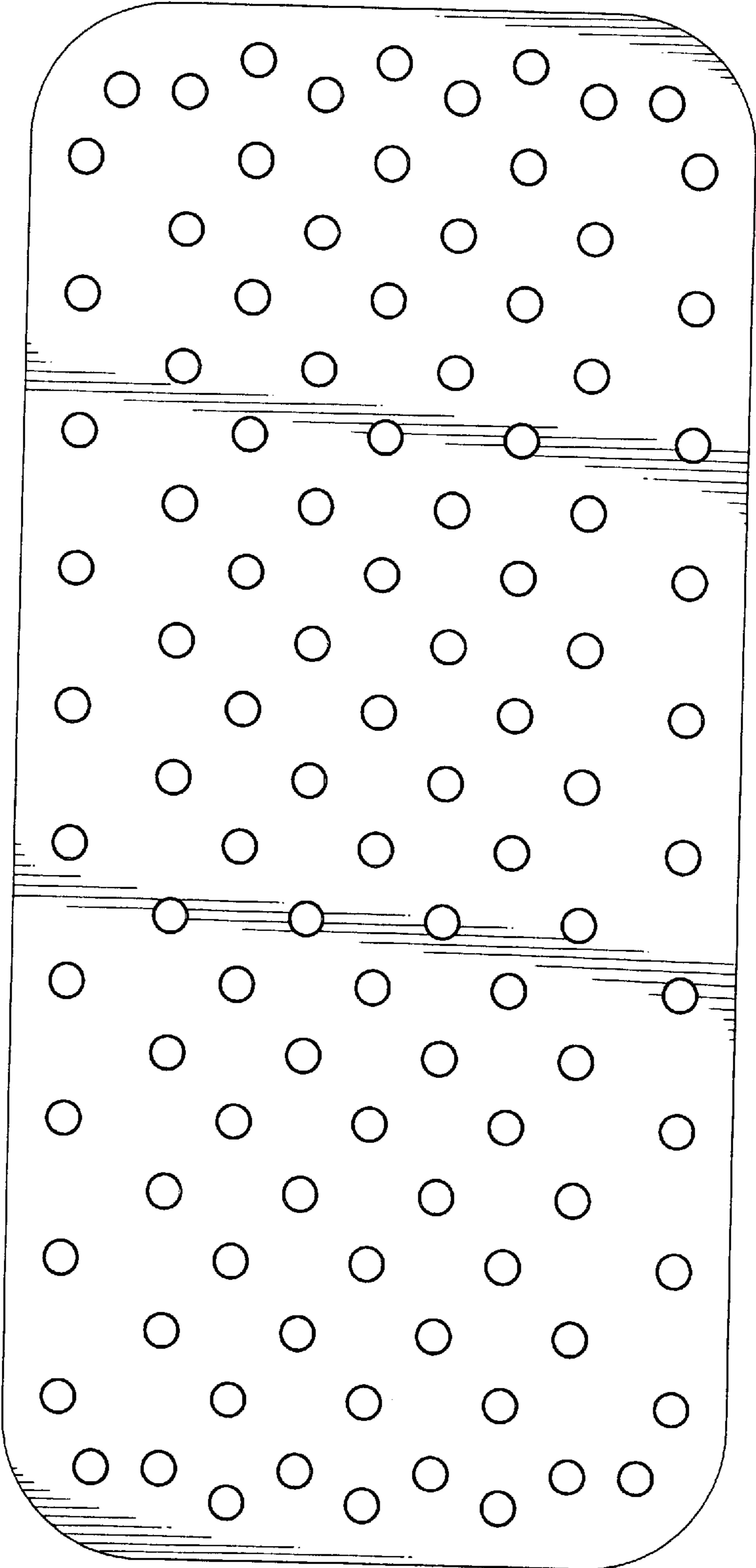


FIG.7