

US00D540069S

(12) **United States Design Patent**
Schmitt

(10) **Patent No.:** **US D540,069 S**
(45) **Date of Patent:** **** Apr. 10, 2007**

- (54) **DINING TABLE**
- (75) Inventor: **Jack Schmitt**, San Juan Capistrano, CA (US)
- (73) Assignee: **Amini Innovation Corp.**, Pico Rivera, CA (US)
- (**) Term: **14 Years**

- D449,186 S * 10/2001 O'Hare et al. D6/480
- 6,363,866 B1 4/2002 Schwartz
- D457,357 S 5/2002 Vaaler
- D457,759 S 5/2002 O'Hare et al.
- D460,881 S 7/2002 Stanton
- D464,828 S 10/2002 Vaaler
- D470,342 S * 2/2003 Vaaler D6/480
- D473,077 S * 4/2003 Berry et al. D6/480
- D486,014 S 2/2004 Schmitt
- D486,327 S 2/2004 Schmitt

- (21) Appl. No.: **29/226,374**
- (22) Filed: **Mar. 29, 2005**

- (51) **LOC (8) Cl.** **06-06**
- (52) **U.S. Cl.** **D6/480**
- (58) **Field of Classification Search** D6/480-489, D6/495, 511, 429, 430, 436; 108/153.1, 155, 108/156, 157.1, 161; 248/188, 188.1, 188.8
See application file for complete search history.

(56) **References Cited**

U.S. PATENT DOCUMENTS

- D161,212 S * 12/1950 Scalera D6/511
- D182,911 S 5/1958 Lubberts et al.
- 4,878,439 A 11/1989 Samson
- D323,086 S 1/1992 Arcese et al.
- D344,421 S 2/1994 Keller
- D346,713 S 5/1994 Ferguson
- D350,446 S 9/1994 Sauvage
- D380,315 S 7/1997 Bergelin
- D388,980 S 1/1998 Mohundro
- D393,964 S * 5/1998 Bergelin D6/480
- D412,632 S 8/1999 Walters, III et al.
- D425,733 S * 5/2000 O'Hare D6/484
- D445,607 S * 7/2001 O'Hare et al. D6/480
- D448,213 S 9/2001 O'Hare et al.
- D448,951 S 10/2001 O'Hare et al.

OTHER PUBLICATIONS

Drexel Palm Court Oct. 2004, table.*

* cited by examiner

Primary Examiner—Janice E. Seeger
(74) *Attorney, Agent, or Firm*—Cislo & Thomas, LLP

(57) **CLAIM**

I claim the ornamental design for a dining table, as shown and described.

DESCRIPTION

FIG. 1 is a front elevational view of a dining table showing my new design, the rear elevational view being identical thereto;

FIG. 2 is a left-side elevational view thereof;


FIG. 3 is a right-side elevational view thereof;

FIG. 4 is a top plan view thereof; and,

FIG. 5 is a top plan detail of the dining table top corner carving illustrating the ornamentation thereof in enlarged detail.

The broken lines are for environmental purposes only and form no part of the claimed design.

1 Claim, 5 Drawing Sheets



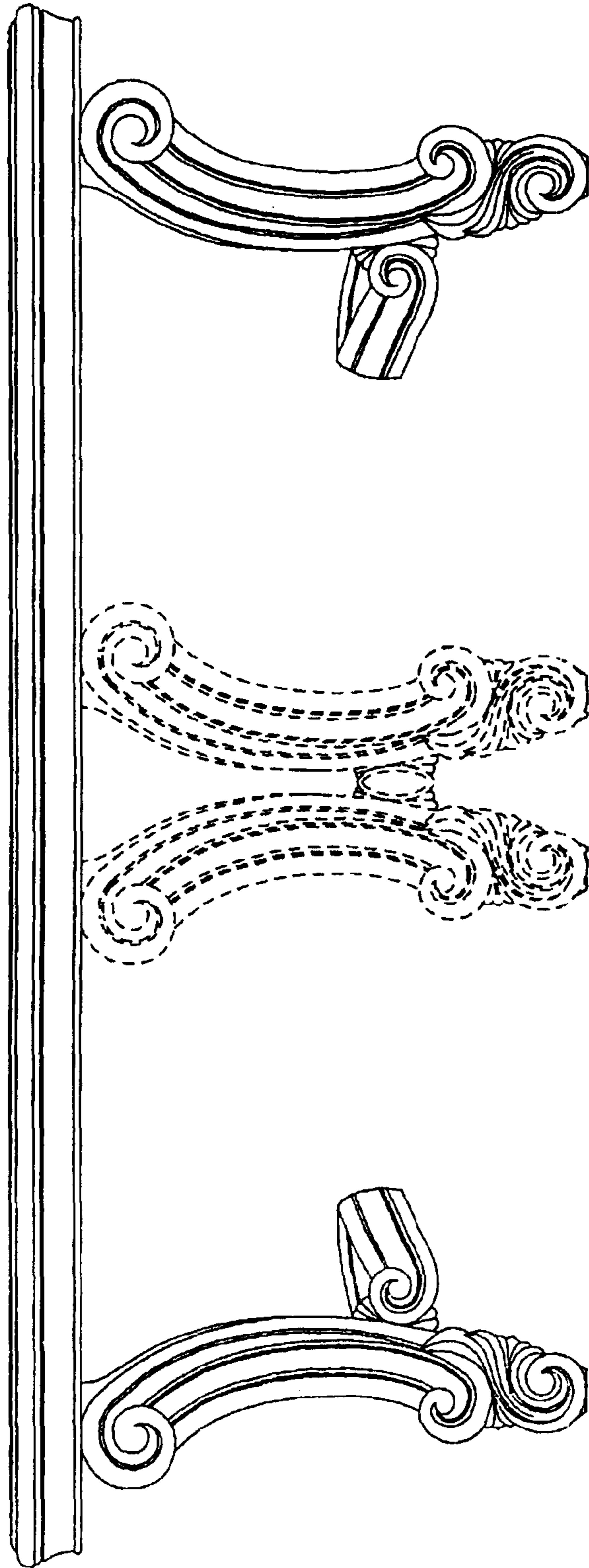


Fig. 1




Fig. 2




Fig. 3




Fig. 4

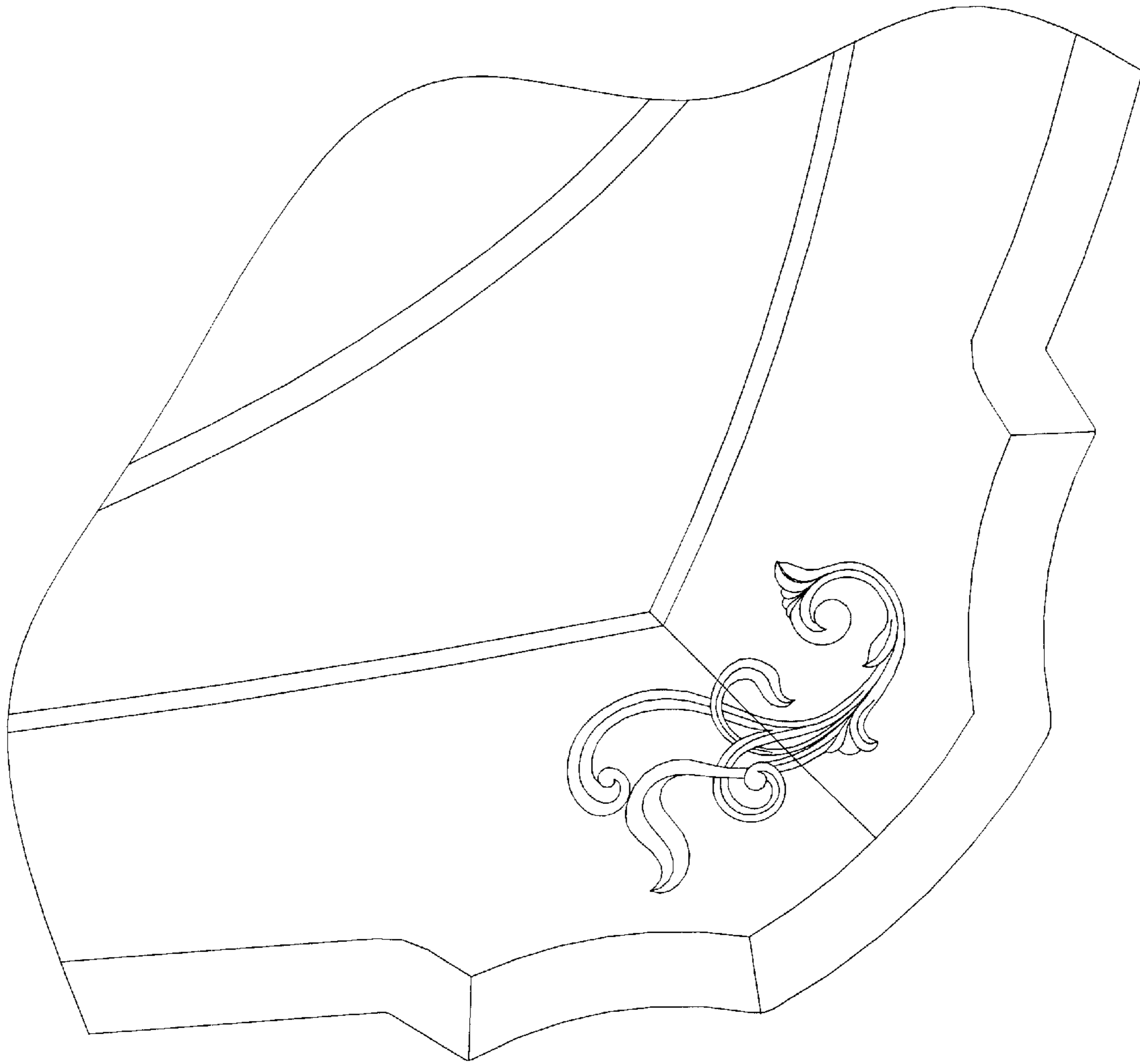


Fig. 5