



US00D540064S

(12) **United States Design Patent**
Barthelmess

(10) **Patent No.:** **US D540,064 S**

(45) **Date of Patent:** **** Apr. 10, 2007**

(54) **ARTIFICIAL PALM TREE ASSEMBLY AND TABLE**

6,869,198 B1 3/2005 Garza
D508,805 S * 8/2005 Cvek D6/498
6,983,915 B2 * 1/2006 Adelman 248/125.8

(75) Inventor: **Peter Barthelmess**, Cerritos, CA (US)

OTHER PUBLICATIONS

(73) Assignee: **Barcana Inc.**, Cerritos, CA (US)

Cappellini International Interiors, 1994, Satellite table in center.*

(**) Term: **14 Years**

* cited by examiner

(21) Appl. No.: **29/235,736**

Primary Examiner—Janice Seeger

(22) Filed: **Aug. 5, 2005**

(74) *Attorney, Agent, or Firm*—Richard B. Klar; Law Office of Richard B. Klar

(51) **LOC (8) Cl.** **06-03**

(52) **U.S. Cl.** **D6/397**; D6/486; D11/118

(58) **Field of Classification Search** D6/480–489,
D6/495–499, 511, 397, 450, 451; D11/118;
108/150, 153.1, 155, 156, 157.1, 161, 50.12;
248/188, 188.1, 188.7

(57) **CLAIM**

The ornamental design for an artificial palm tree assembly and table, as shown and described.

See application file for complete search history.

DESCRIPTION


(56) **References Cited**

U.S. PATENT DOCUMENTS

D48,568	S	*	2/1916	Nicholson	D6/458
1,943,659	A		1/1934	Eason		
2,760,052	A		5/1956	Owen		
3,444,799	A	*	5/1969	Covington	D6/397
D244,570	S	*	6/1977	Taylor	D6/397
4,462,065	A		7/1984	Rhodes		
4,734,301	A		3/1988	McKinney		
D309,639	S	*	7/1990	Knudsen	D21/496
D322,373	S	*	12/1991	Gutgsell	D6/498
D336,557	S		6/1993	Wade		
D343,318	S	*	1/1994	Curitti	D6/503
D390,157	S	*	2/1998	Burnett	D11/118
6,030,670	A		2/2000	Chang		
6,323,431	B1		11/2001	Lin		
6,458,435	B1		10/2002	Lai		
6,527,413	B1		3/2003	McIngvale		

FIG. 1 is a perspective view of an artificial palm tree assembly and a table according to the present invention; FIG. 2 is another perspective view of an artificial palm tree assembly and table; FIG. 3 is a front view of an artificial palm tree assembly and table; FIG. 4 is a front view of the artificial palm tree assembly and table; FIG. 5 is a top view of the artificial palm tree assembly and table; FIG. 6 is a bottom view of the artificial palm tree assembly and table; and, FIG. 7 is a perspective view, showing a second embodiment of the artificial palm tree assembly and table. FIGS. 4–6 show the palm tree top portion removed for convenience of illustration.

1 Claim, 6 Drawing Sheets






FIG. 1

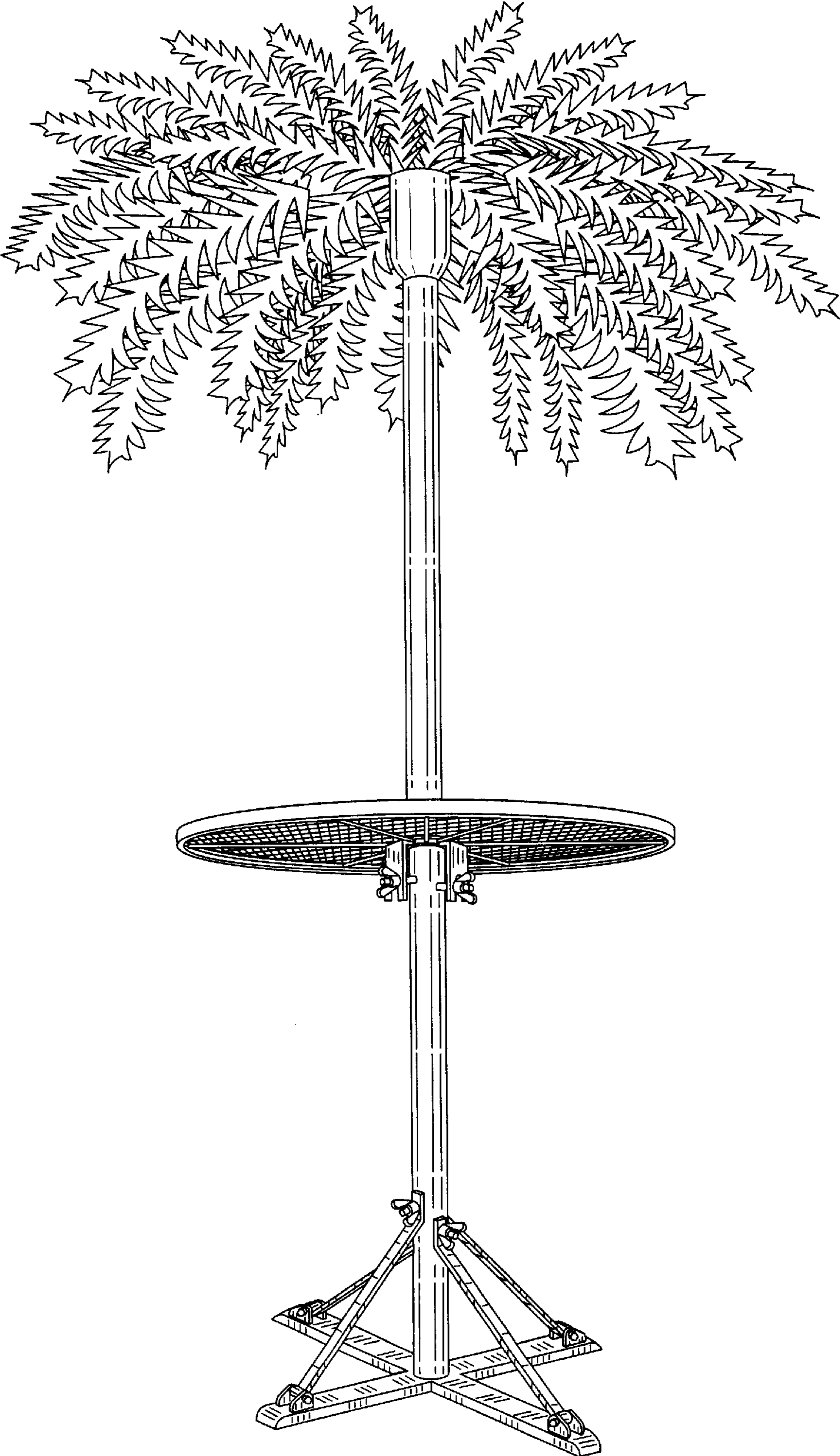


FIG. 2

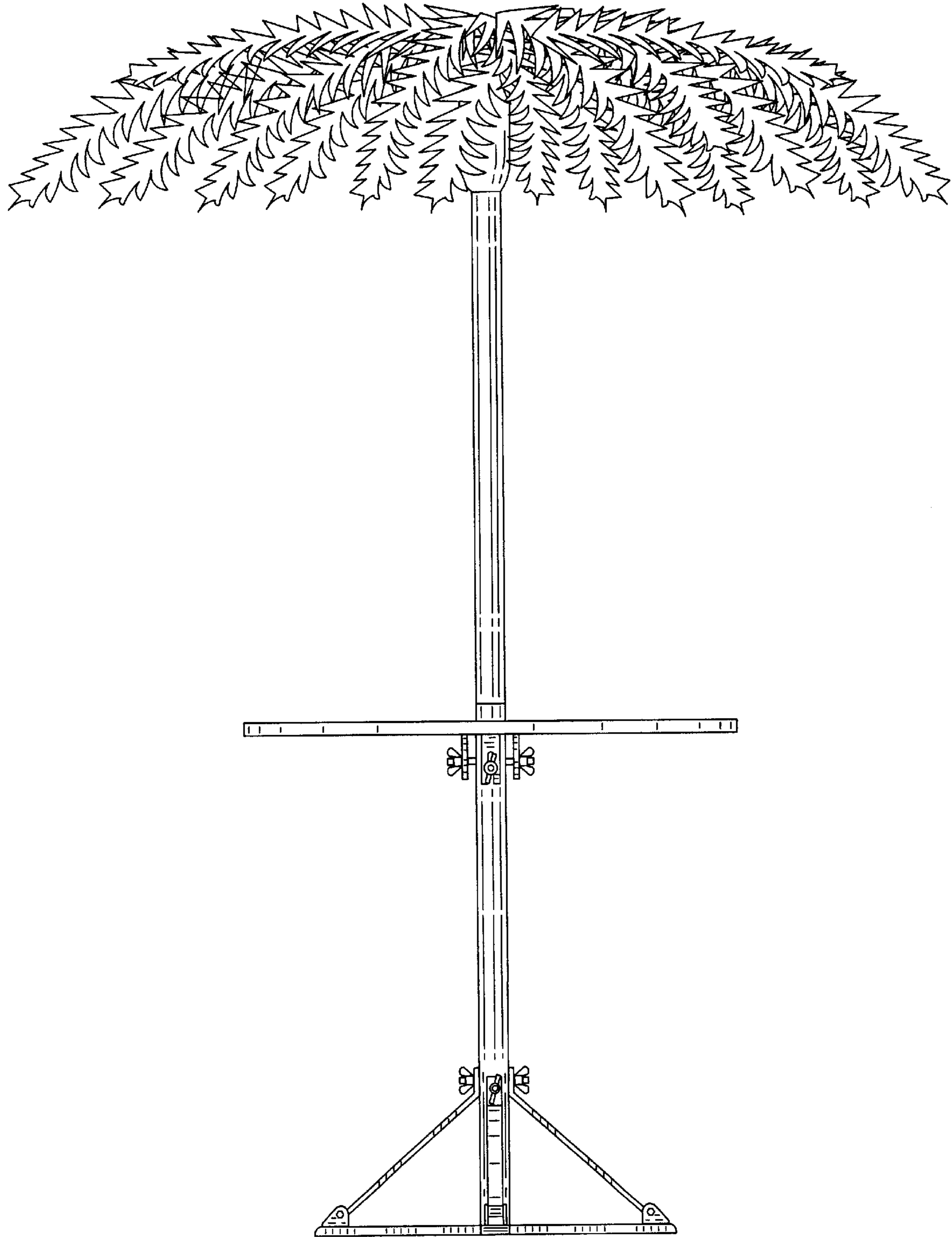


FIG. 3

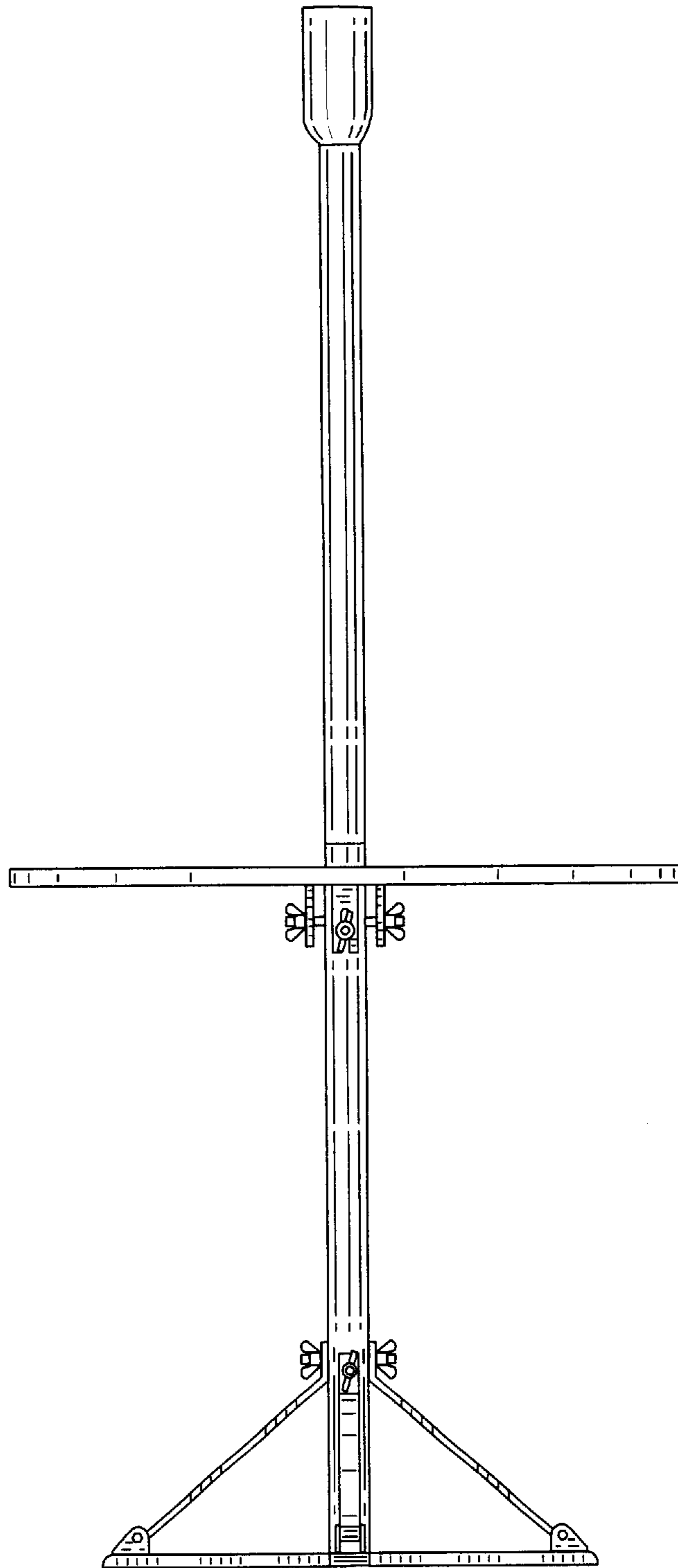


FIG. 4

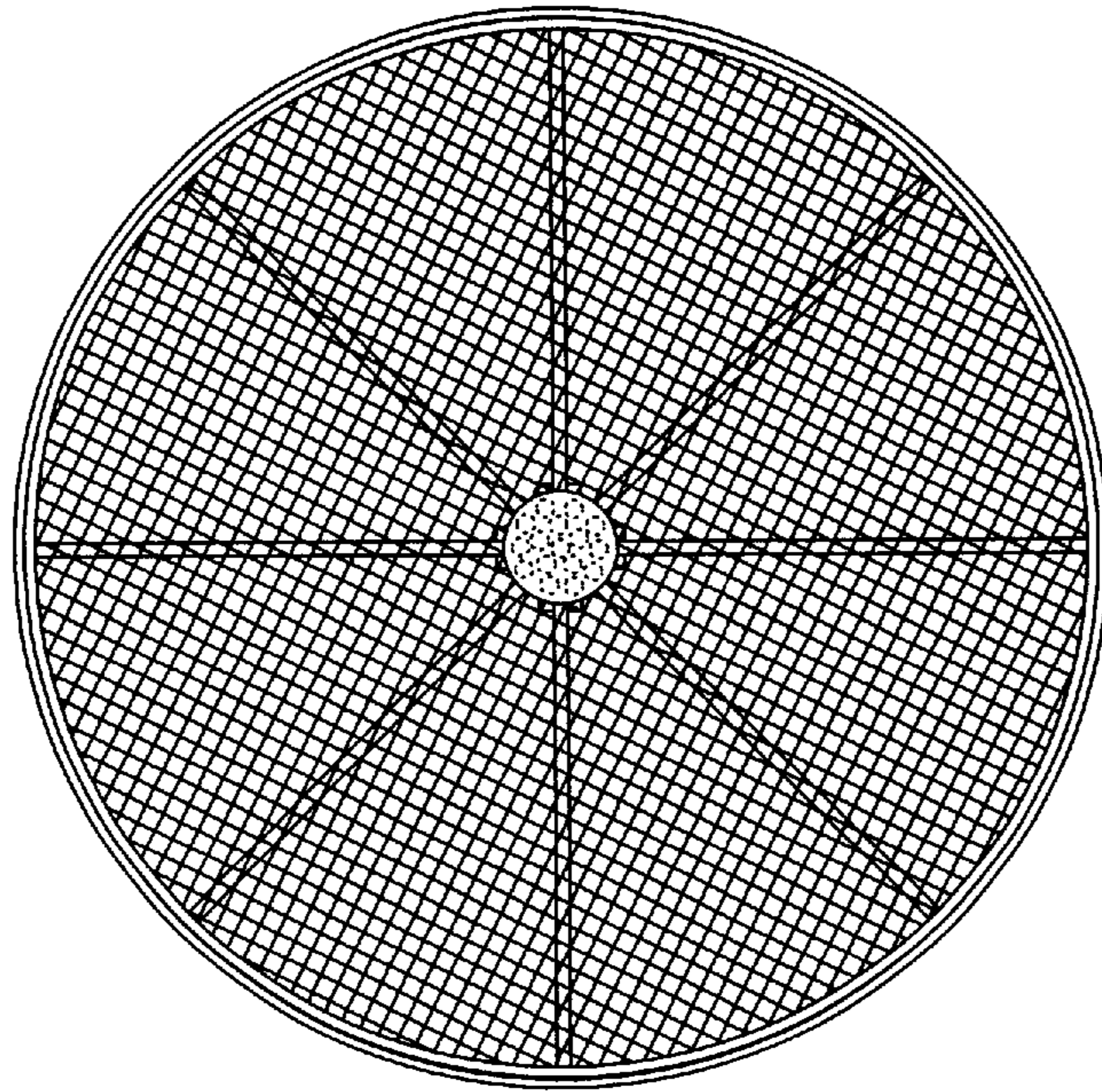


FIG. 5

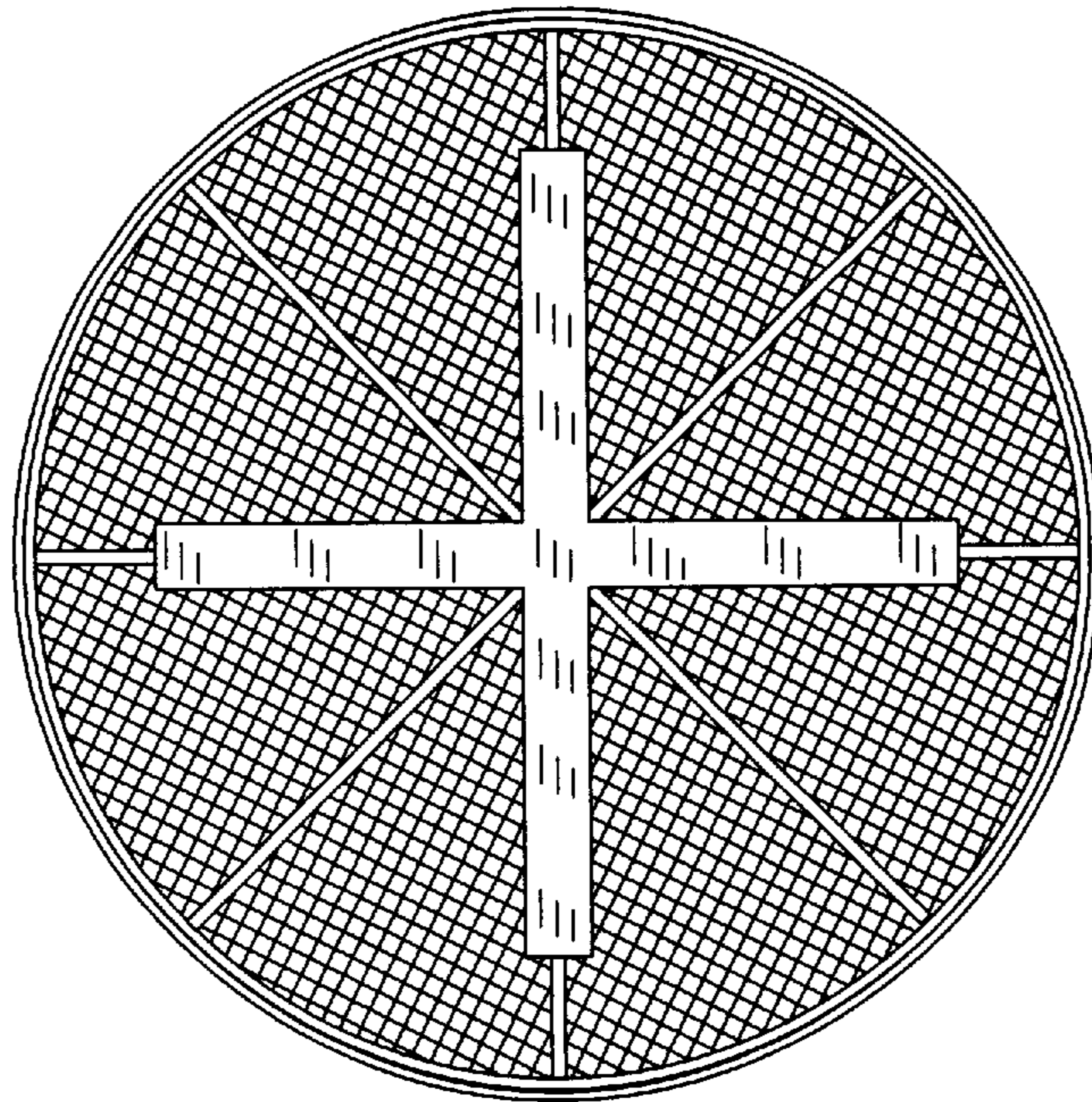


FIG. 6

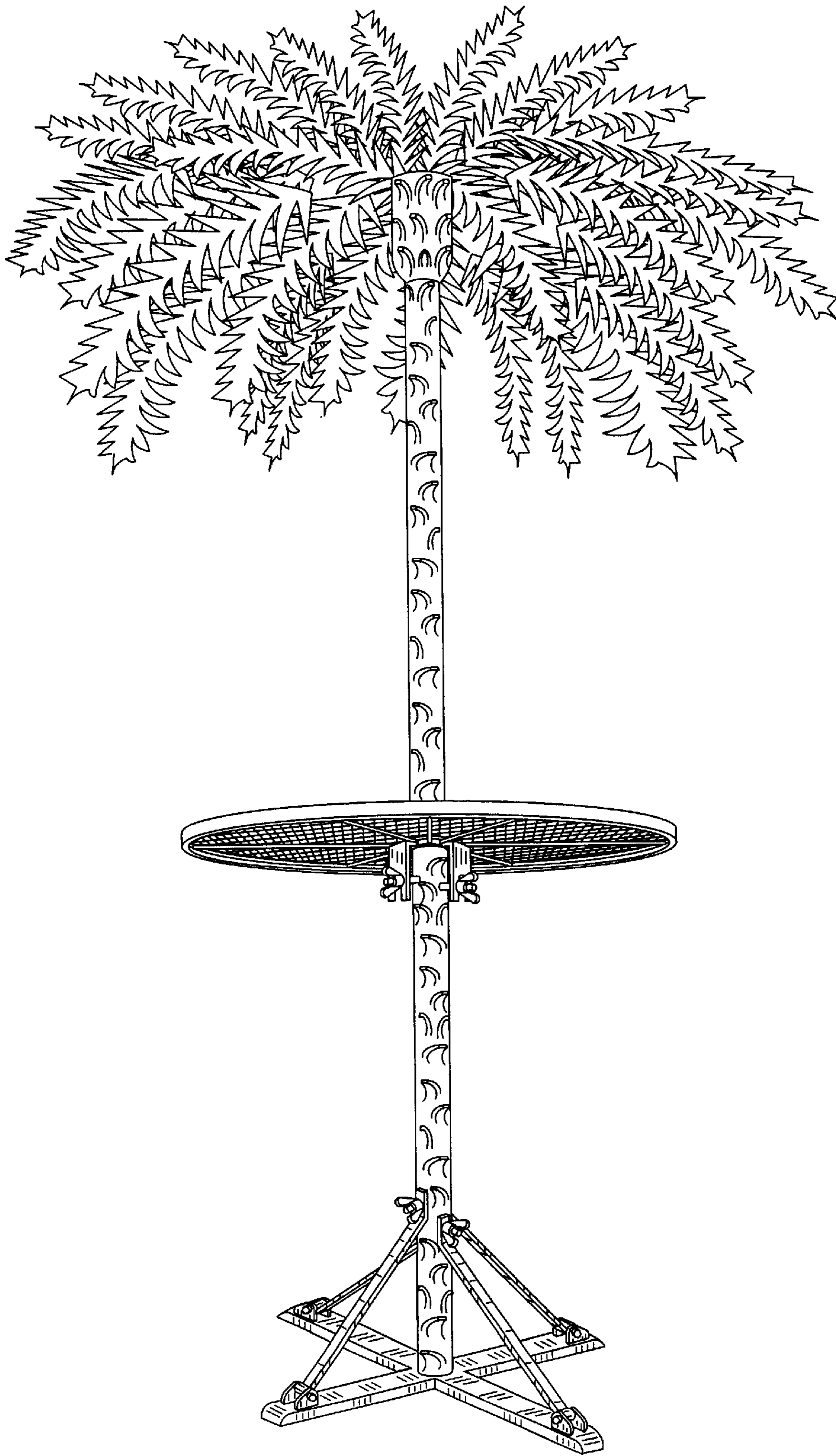


FIG. 7