

US00D540061S

(12) **United States Design Patent**
Natuzzi

(10) **Patent No.:** **US D540,061 S**

(45) **Date of Patent:** **** Apr. 10, 2007**

(54) **SOFA**

(75) **Inventor:** **Pasquale Natuzzi**, Santeramo in Colle
Bari (IT)

(73) **Assignee:** **Natuzzi S.p.A.**, Bari (IT)

(**) **Term:** **14 Years**

(21) **Appl. No.:** **29/235,712**

(22) **Filed:** **Aug. 4, 2005**

(51) **LOC (8) Cl.** **06-01**

(52) **U.S. Cl.** **D6/381**

(58) **Field of Classification Search** D6/334,
D6/335, 337, 357, 361, 364, 367, 371, 378,
D6/381, 382, 383, 393, 500-503; 297/62-63,
297/38, 118, 232-233, 244-245, 311, 445.1,
297/446.1; 5/12.1, 28, 42

See application file for complete search history.

(56) **References Cited**

U.S. PATENT DOCUMENTS

D253,264 S * 10/1979 Long D6/381

D264,776 S * 6/1982 Friedman D6/381
D266,973 S * 11/1982 Wilder D6/381
D267,134 S * 12/1982 Nelson D6/381
D481,227 S * 10/2003 Lenger D6/492

* cited by examiner

Primary Examiner—Sandra Snapp

(74) *Attorney, Agent, or Firm*—Egbert Law Offices

(57) **CLAIM**

I claim the ornamental design for a sofa, as shown and described.

DESCRIPTION

FIG. 1 is a front elevation view of the sofa showing my design.

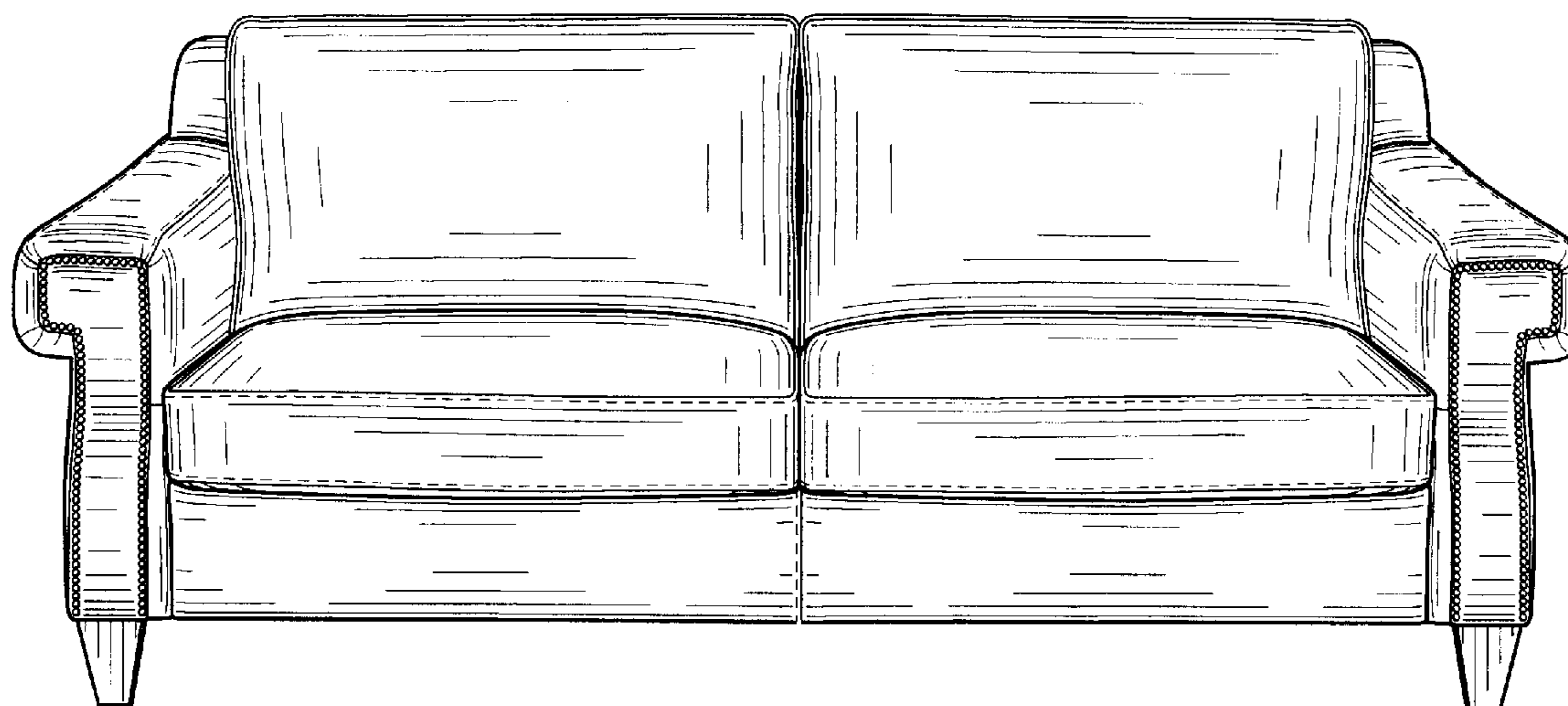
FIG. 2 is top plan view thereof;

FIG. 3 is a back perspective view thereof; and,

FIG. 4 is a side view thereof, an opposite side view being a mirror image thereof.

The broken lines shown on the sofa are understood to represent stitching.

1 Claim, 2 Drawing Sheets






FIG. 1




FIG. 2

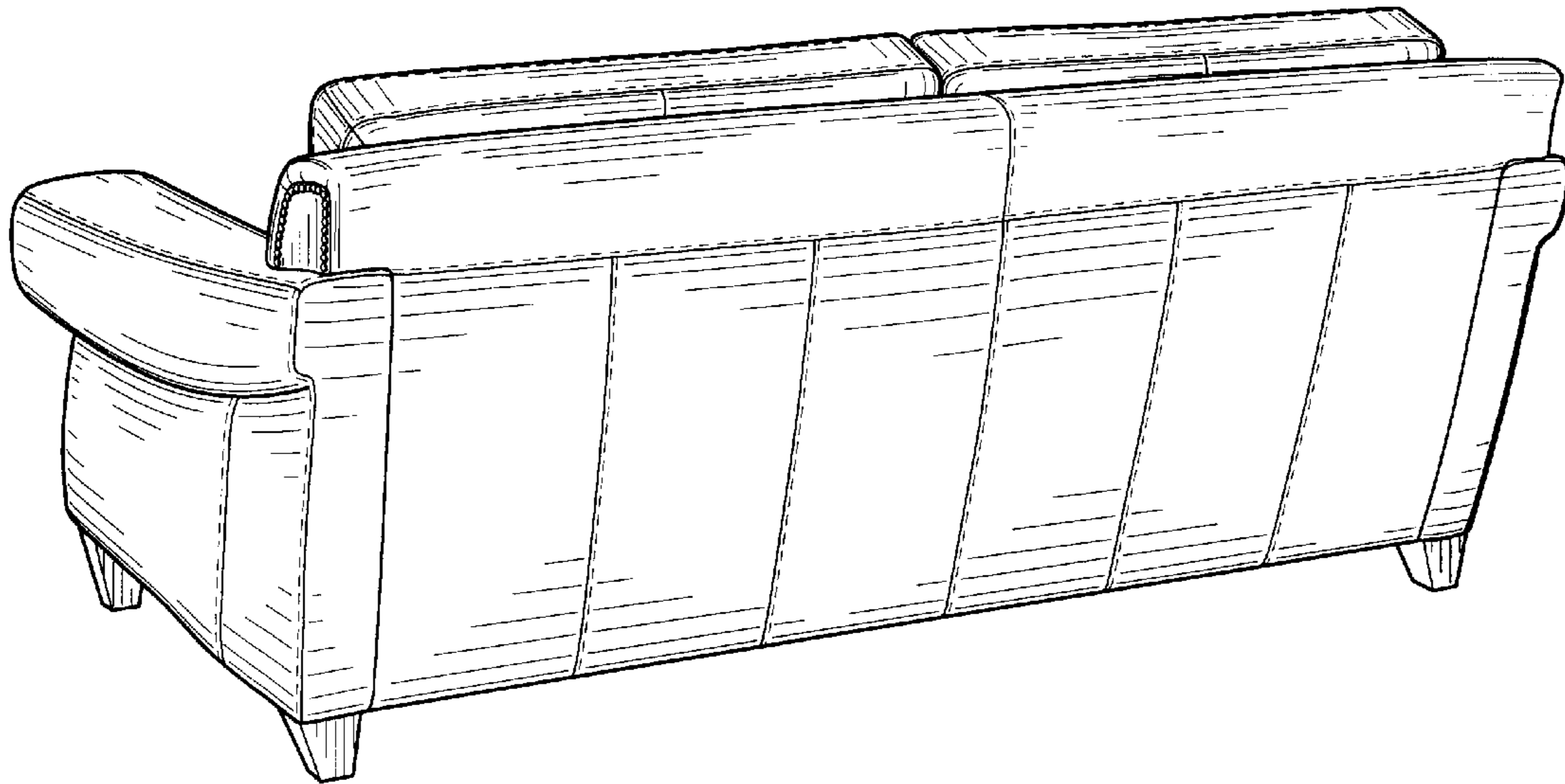


FIG. 3




FIG. 4