

US00D540059S

(12) **United States Design Patent**
Good

(10) **Patent No.:** **US D540,059 S**

(45) **Date of Patent:** **** Apr. 10, 2007**

(54) **CHAIR**

(76) **Inventor:** **Glendon R. Good**, 2945 Red Rock
Loop Rd., Sedona, AZ (US)
86336-9194

(**) **Term:** **14 Years**

(21) **Appl. No.:** **29/263,741**

(22) **Filed:** **Jul. 28, 2006**

(51) **LOC (8) Cl.** **06-01**

(52) **U.S. Cl.** **D6/370; D6/376; D6/379**

(58) **Field of Classification Search** D6/334-336,
D6/370, 374, 375, 376, 379, 380, 381, 500-502;
297/239, 411.42, 411.44, 445.1, 446.1, 452.63
See application file for complete search history.

(56) **References Cited**

U.S. PATENT DOCUMENTS

D100,182 S	*	6/1936	Terker	D6/379
D319,930 S	*	9/1991	Glendinning	D6/370
D331,325 S	*	12/1992	Grosfillex	D6/379
D331,328 S	*	12/1992	Grosfillex	D6/381
D331,518 S	*	12/1992	Grosfillex	D6/381
D337,001 S	*	7/1993	Grosfillex	D6/370

D338,348 S	*	8/1993	Zacky	D6/379
D358,948 S	*	6/1995	Klein	D6/379
D396,966 S	*	8/1998	Good	D6/374
D434,919 S	*	12/2000	Tseng	D6/370
D465,939 S	*	11/2002	Kolberg	D6/370
D498,602 S	*	11/2004	Goodman	D6/376
D511,051 S	*	11/2005	Quintal	D6/374

* cited by examiner

Primary Examiner—Mimosa De

(57) **CLAIM**

I claim the ornamental design for a chair, as shown and described.

DESCRIPTION

FIG. 1 is a perspective view of a chair showing the new and original design;
FIG. 2 is a bottom plan view thereof;
FIG. 3 is a side elevational view with the opposite side view being a mirror image thereof;
FIG. 4 is a top plan view thereof;
FIG. 5 is a front end elevational view thereof; and,
FIG. 6 is a rear end elevational view thereof.

1 Claim, 3 Drawing Sheets





Fig. 1

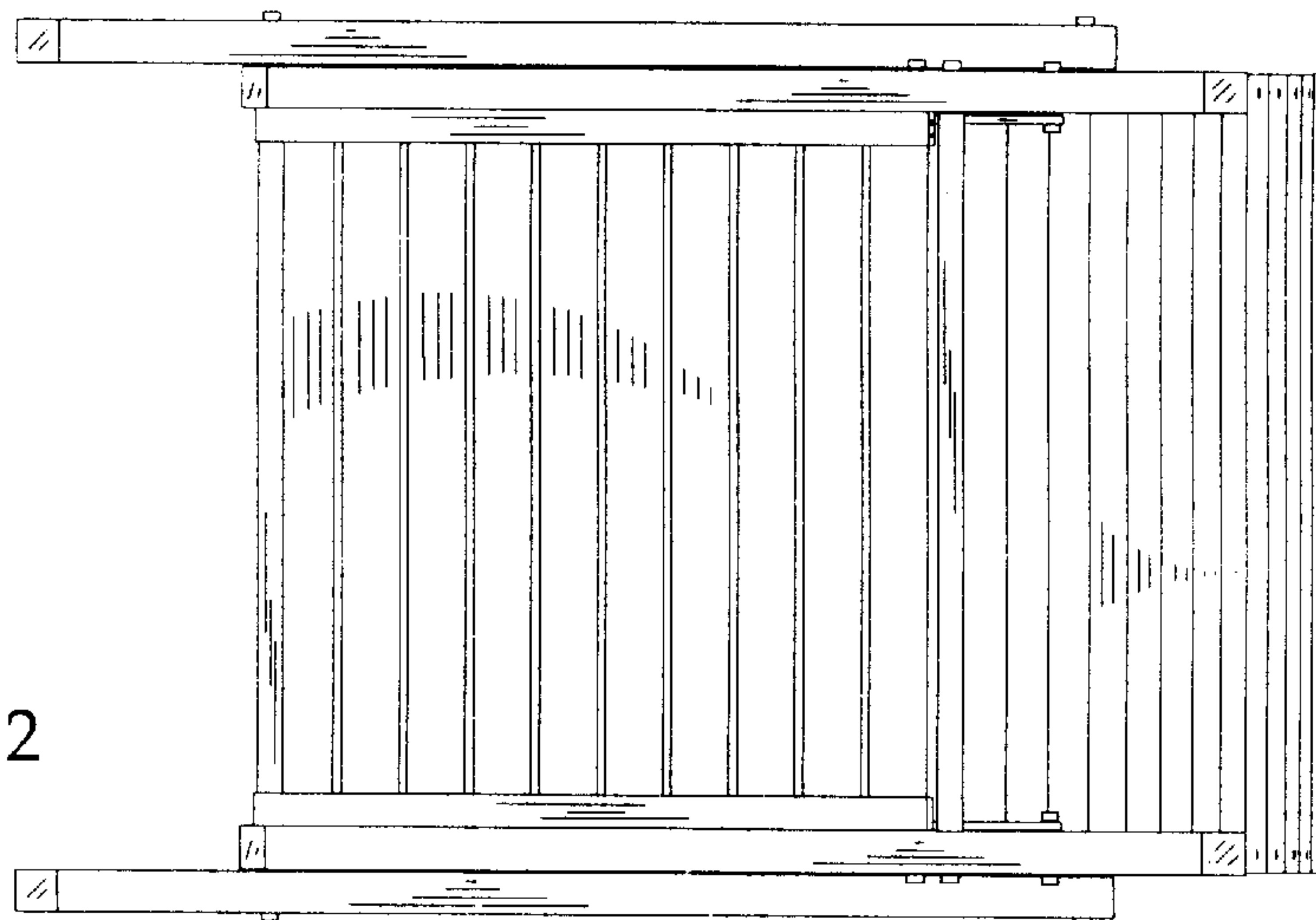


Fig. 2

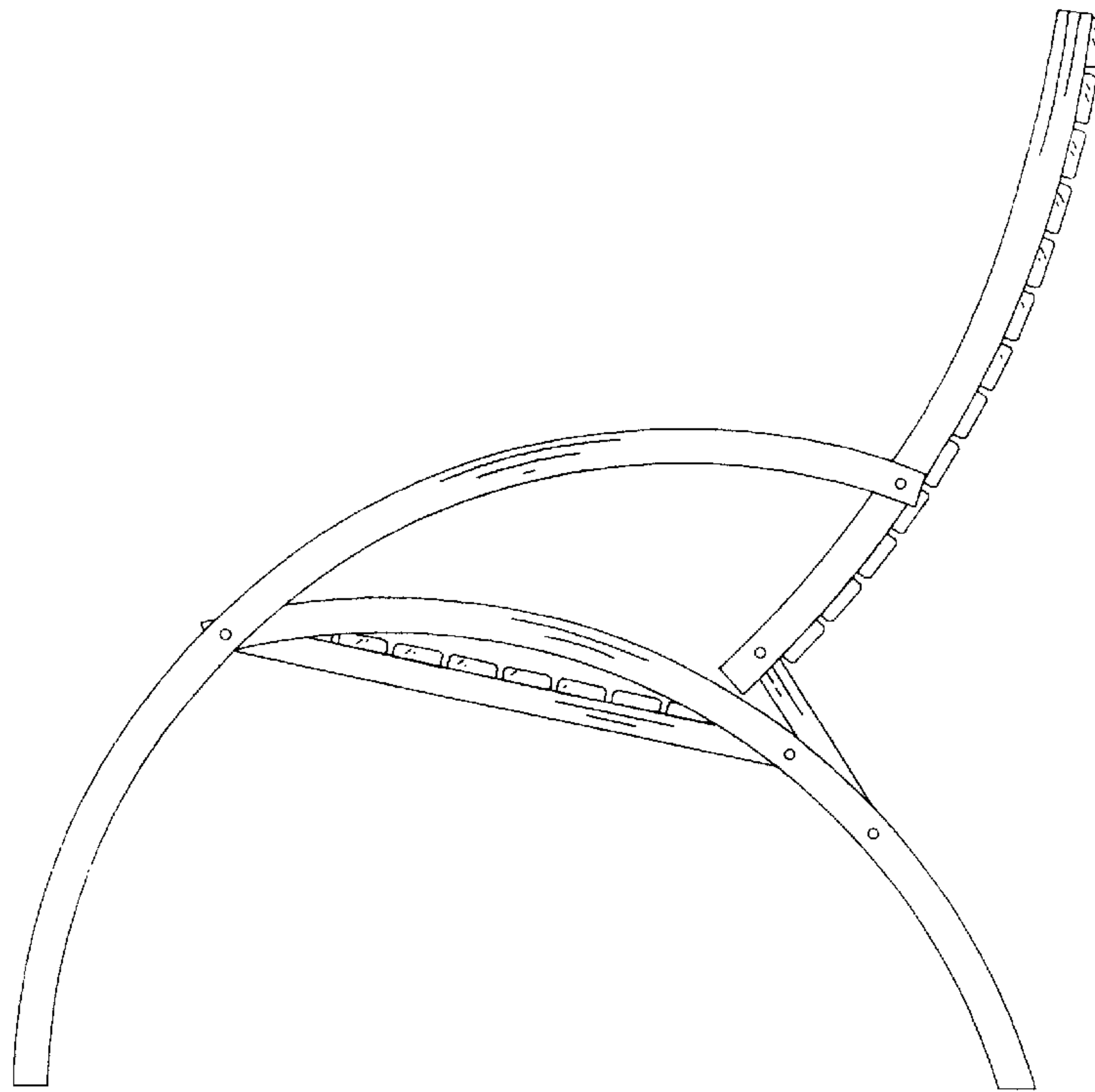


Fig. 3

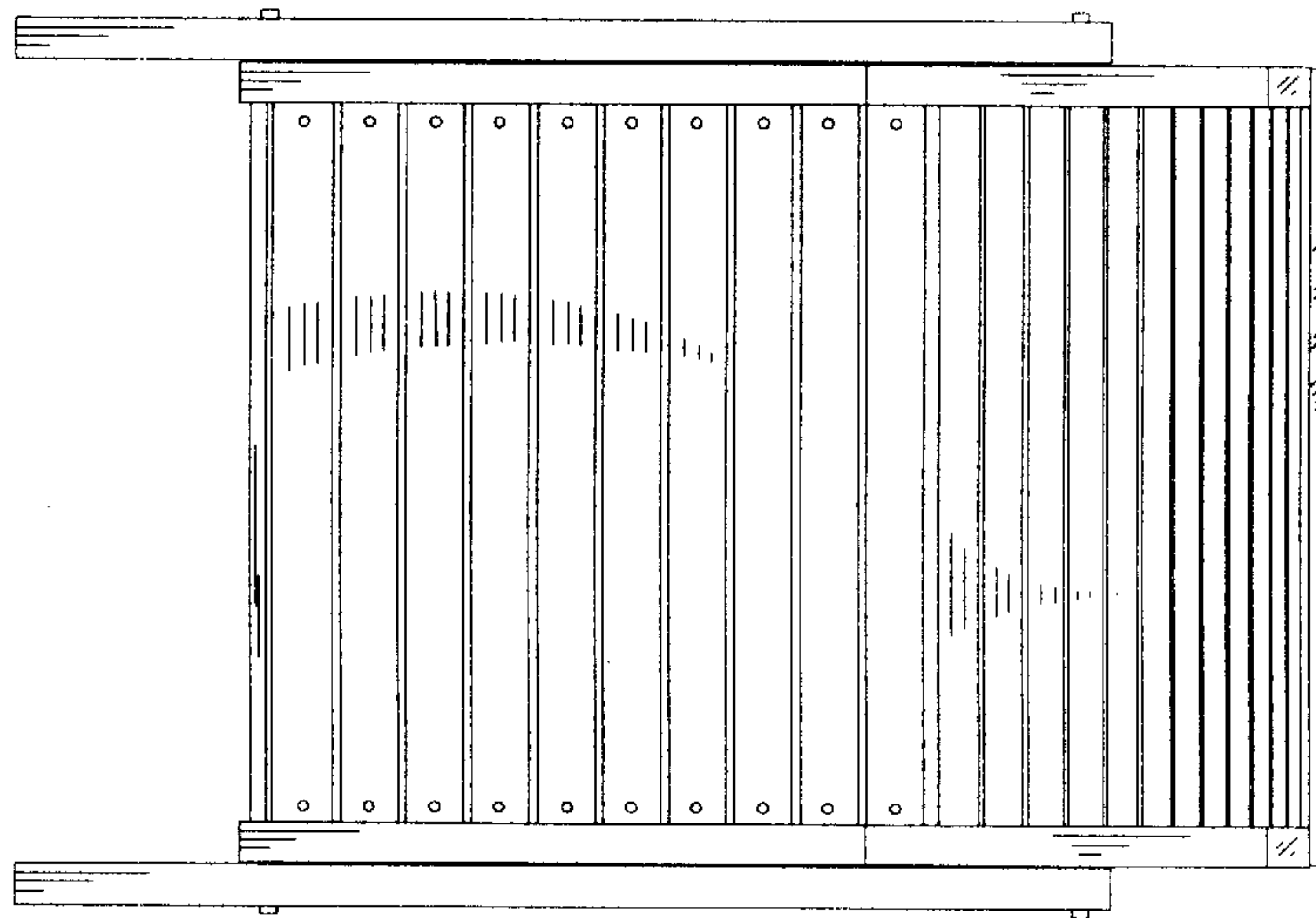


Fig. 4




Fig. 5




Fig. 6