

US00D540046S

(12) **United States Design Patent**
Williams

(10) **Patent No.:** **US D540,046 S**

(45) **Date of Patent:** **** Apr. 10, 2007**

(54) **ARTICLE RACK**

(76) **Inventor:** **Jody L. Williams**, 7338 Cascade Ter.
SE., Grand Rapids, MI (US) 49546

(**) **Term:** **14 Years**

(21) **Appl. No.:** **29/221,289**

(22) **Filed:** **Jan. 13, 2005**

(51) **LOC (8) Cl.** **06-08**

(52) **U.S. Cl.** **D6/320**

(58) **Field of Classification Search** D6/315-317,
D6/320, 328; D8/349, 351, 499; 211/1, 6,
211/7, 13.1, 85.3, 86.01, 123, 181.1, 183;
223/85-98

See application file for complete search history.

(56) **References Cited**

U.S. PATENT DOCUMENTS

D156,480 S	*	12/1949	Blomquist	D6/320
D218,617 S	*	9/1970	Brotherton	D6/320
D289,110 S	*	4/1987	Wagner et al.	D6/320
D353,294 S	*	12/1994	Belokin et al.	D6/567
D370,815 S	*	6/1996	Guida	D6/552

D392,142 S	*	3/1998	Weisburn et al.	D6/567
D403,869 S	*	1/1999	Harmon et al.	D6/320
D437,208 S	*	2/2001	Snell	D8/372
D458,070 S	*	6/2002	Bennett et al.	D6/567
D468,949 S	*	1/2003	Howard	D6/569
6,997,333 B2	*	2/2006	Howard	211/85.9

* cited by examiner

Primary Examiner—Stella Reid

Assistant Examiner—Shanda C. Hill

(74) *Attorney, Agent, or Firm*—Dickinson Wright PLLC

(57) **CLAIM**

The ornamental design for an article rack, as shown and described.

DESCRIPTION

FIG. 1 is a perspective view of an article rack showing my new design;

FIG. 2 is a right side elevational view thereof;

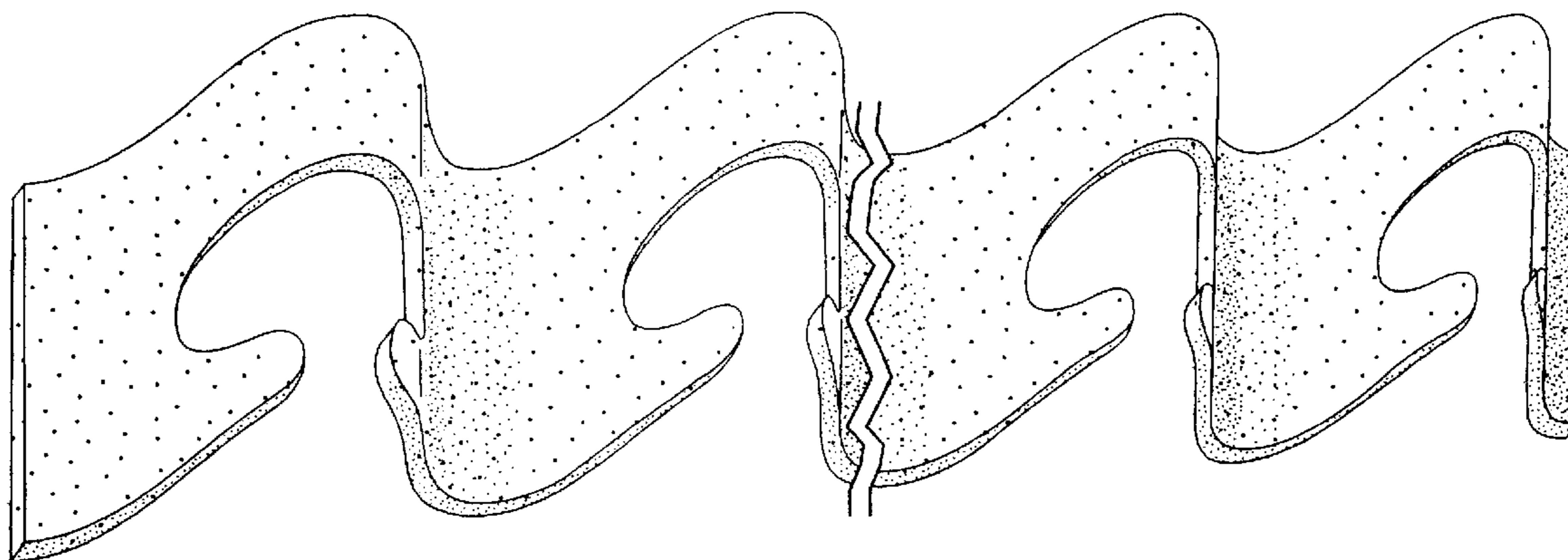
FIG. 3 is a front elevational view thereof;

FIG. 4 is a rear elevational view thereof;

FIG. 5 is a top plan view thereof; and,

FIG. 6 is a bottom plan view thereof.

1 Claim, 3 Drawing Sheets



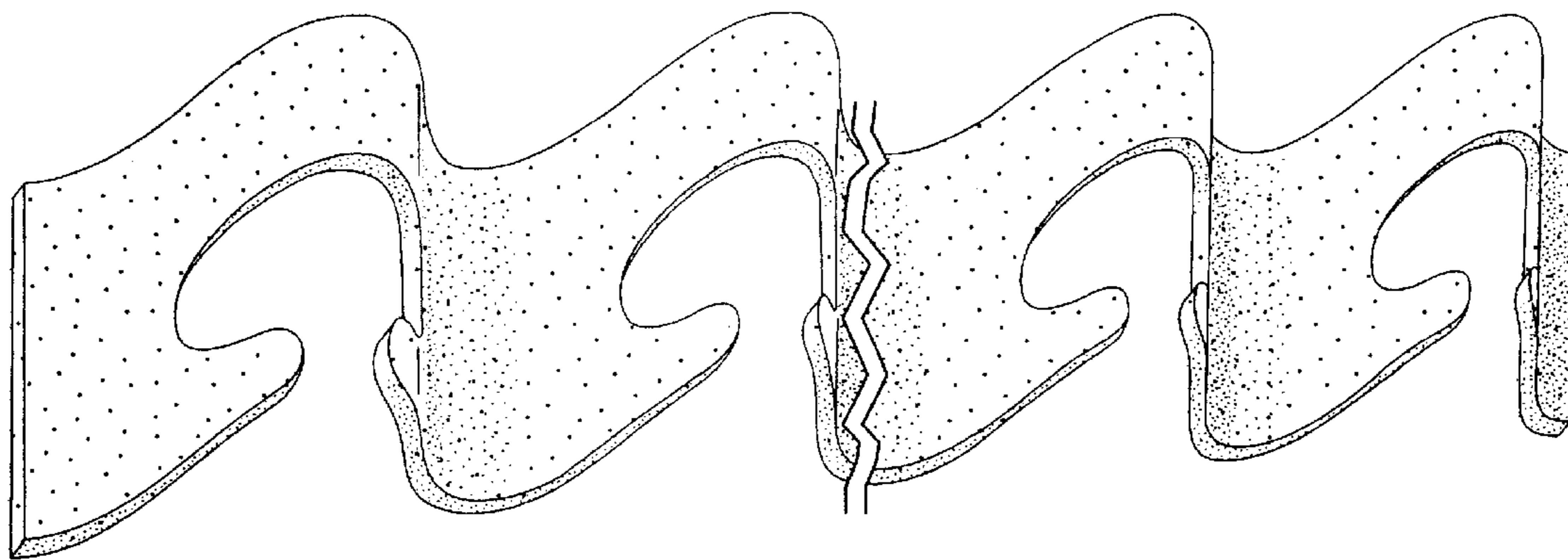


Fig. 1

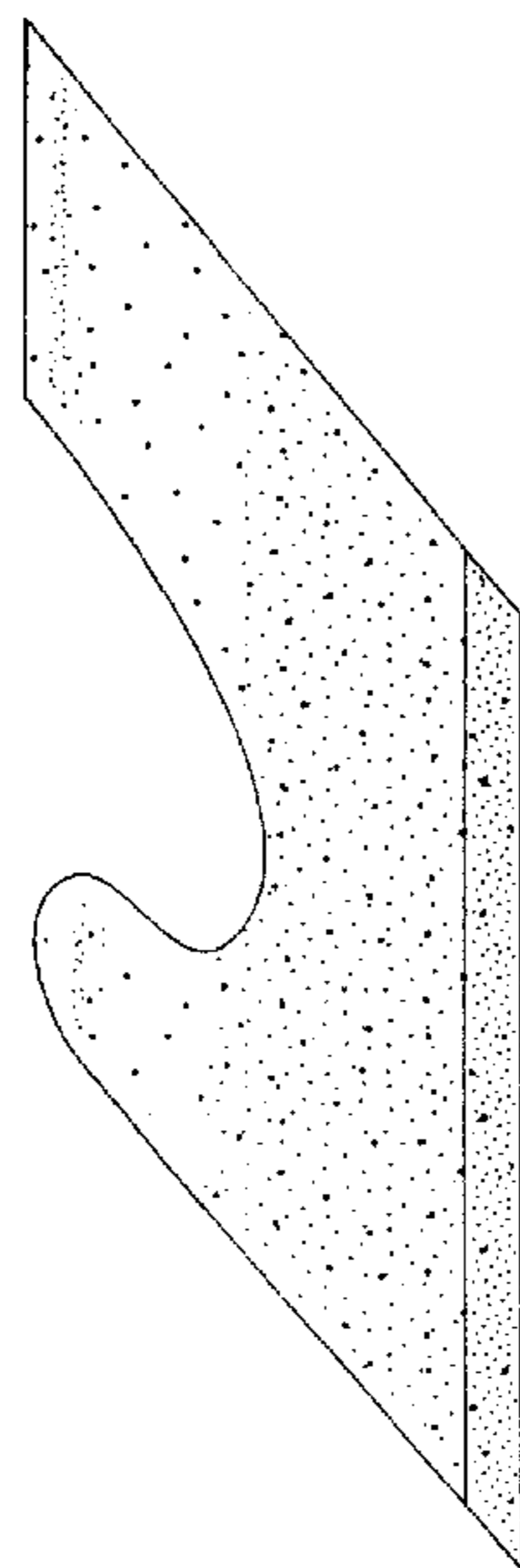


Fig. 2

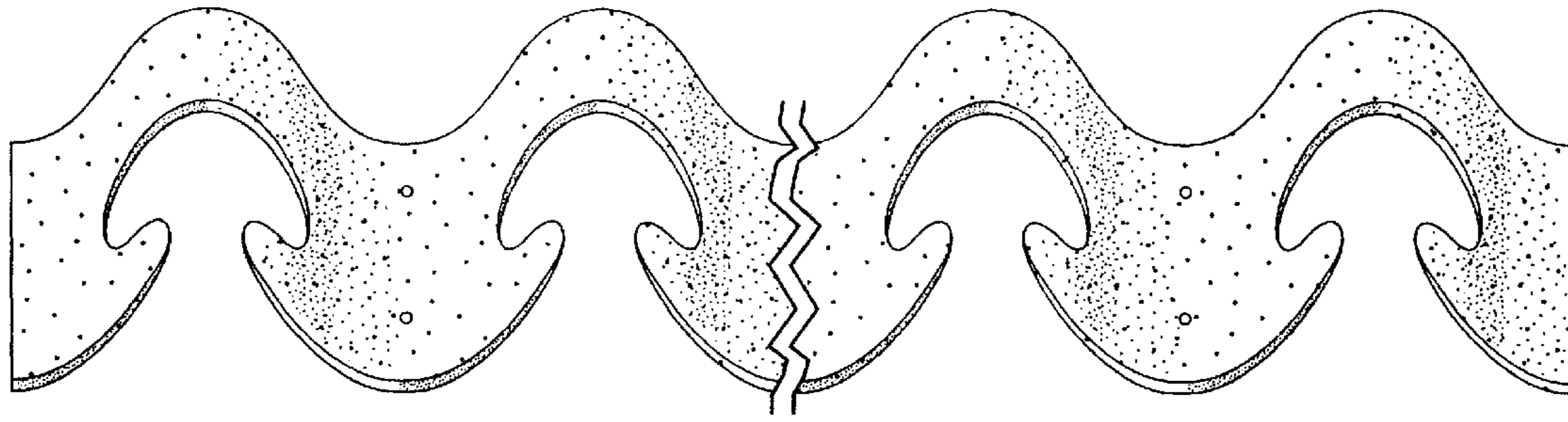


Fig. 3

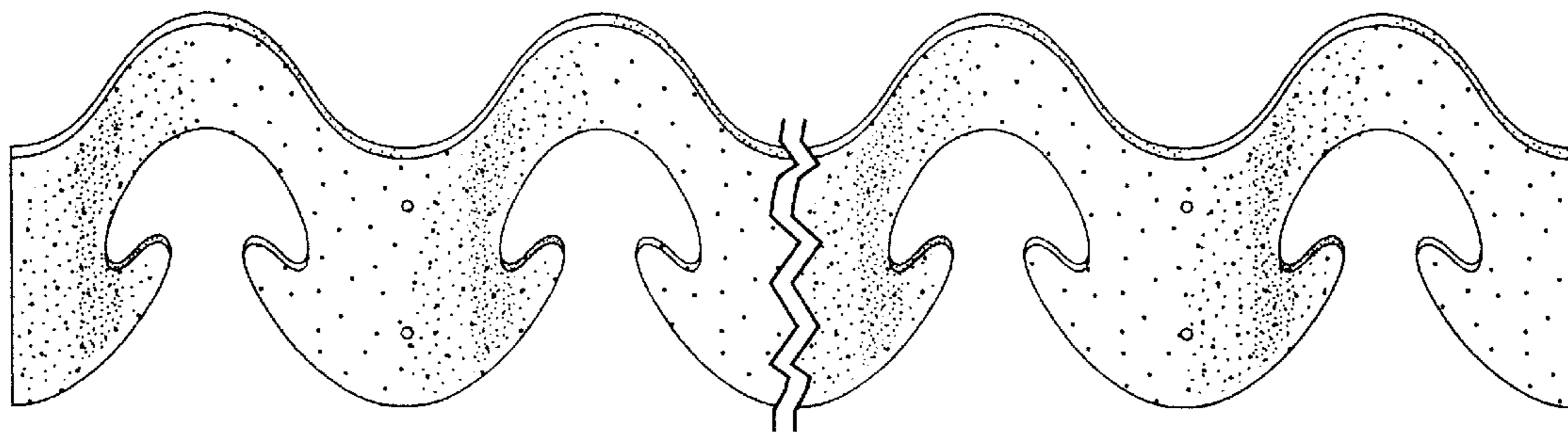


Fig. 4



Fig. 5



Fig. 6