

US00D540045S

(12) **United States Design Patent**
McNally

(10) **Patent No.:** **US D540,045 S**

(45) **Date of Patent:** **** Apr. 10, 2007**

(54) **MIRROR**

D434,589 S * 12/2000 Moeke-Maxwell D6/601

(76) Inventor: **Aletha A. McNally**, 5216 McCoy,
Shawnee, KS (US) 66226

* cited by examiner

(**) Term: **14 Years**

Primary Examiner—Janice E. Seeger

Assistant Examiner—Sydney R. Buffalow

(74) *Attorney, Agent, or Firm*—Kramer & Amado, P.C.

(21) Appl. No.: **29/223,146**

(57) **CLAIM**

(22) Filed: **Feb. 10, 2005**

The ornamental design for a mirror, as shown and described.

(51) **LOC (8) Cl.** **06-07**

DESCRIPTION

(52) **U.S. Cl.** **D6/300**

(58) **Field of Classification Search** D6/300–314,
D6/444, 568, 321; 40/200, 700, 720, 728,
40/735, 727, 765, 747; D23/311; D11/131
See application file for complete search history.

This is a design application for the ornamental design for a mirror adapted to be positioned on the underside of a toilet seat cover.

FIG. 1 is a top view of a mirror;

FIG. 2 is a front end view thereof;

FIG. 3 is a rear end view thereof;

FIG. 4 is a side view thereof; and,


FIG. 5 is an illustrative view of a mirror showing the design in a position of use, affixed to the underside of a toilet seat cover. The broken line showing of the toilet seat, cover, hinges, and bumpers in FIG. 5 is for illustrative purposes only and forms no part of the claimed design.

(56) **References Cited**

U.S. PATENT DOCUMENTS

| | | | | |
|------------|---|---------|-----------------------|---------|
| D199,680 S | * | 12/1964 | Tredway | D21/440 |
| D258,406 S | * | 3/1981 | Elbaum et al. | D6/599 |
| D275,090 S | * | 8/1984 | Schulze-Wechsungen .. | D11/136 |
| D329,403 S | * | 9/1992 | Trefsgar | D11/131 |
| D346,924 S | * | 5/1994 | Gehry | D6/596 |
| D418,711 S | * | 1/2000 | Mettler | D6/601 |

1 Claim, 2 Drawing Sheets






FIG. 1



FIG. 2



FIG. 3




FIG. 4

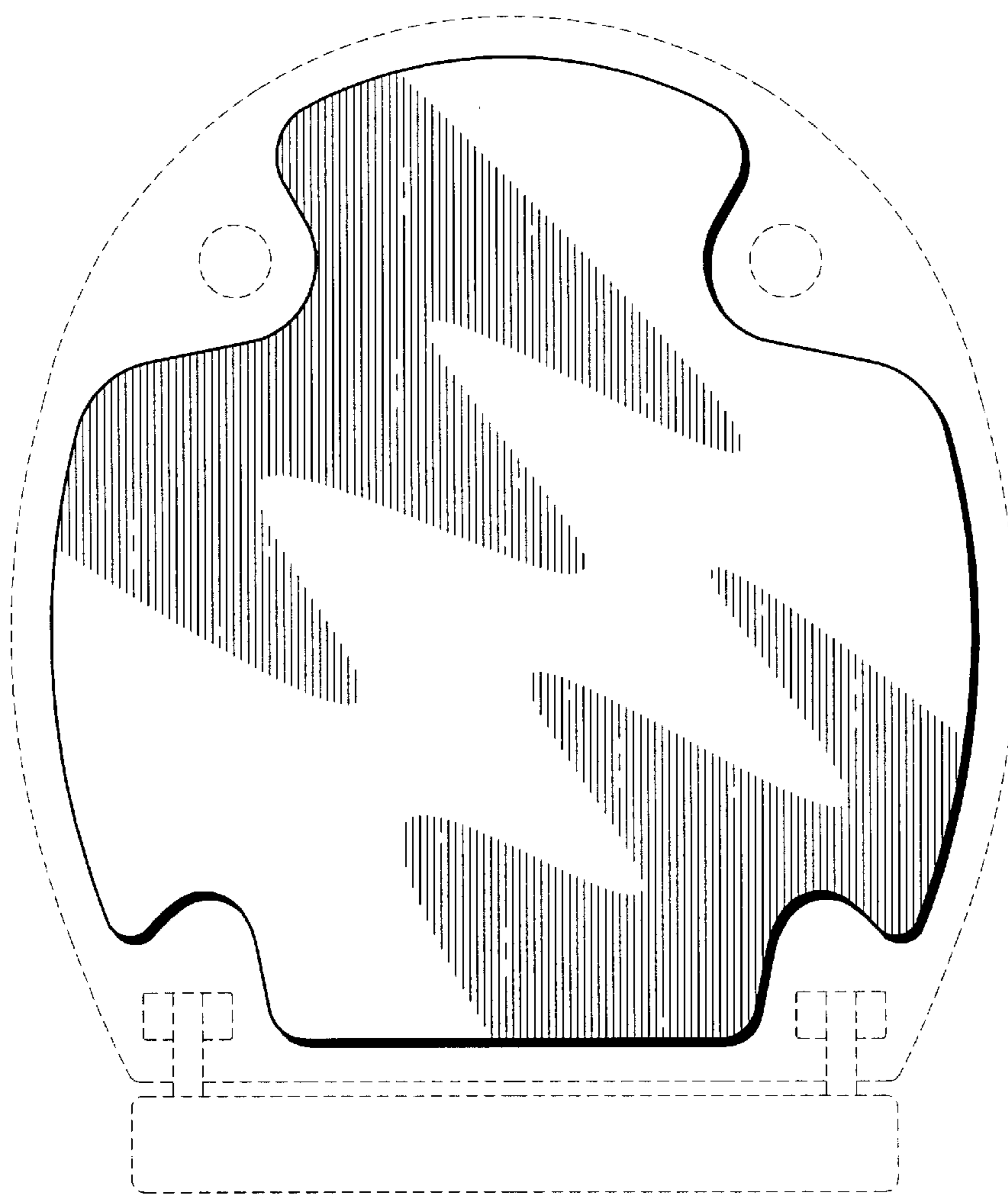


FIG. 5