



US00D540033S

(12) **United States Design Patent**
Taniguchi

(10) **Patent No.:** **US D540,033 S**

(45) **Date of Patent:** **** Apr. 10, 2007**

(54) **HANDBAG**

(76) Inventor: **Masaharu Taniguchi**, 2-25-1 Ishibiki,
Kanazawa-shi, Ishikawa, 920-0935 (JP)

(**) Term: **14 Years**

(21) Appl. No.: **29/262,954**

(22) Filed: **Jul. 14, 2006**

(51) **LOC (8) Cl.** **03-01**

(52) **U.S. Cl.** **D3/238**

(58) **Field of Classification Search** D3/231,
D3/232, 238, 240, 241, 242, 243, 244, 245,
D3/246, 303, 900, 211, 270, 271.1, 271.9;
150/100, 107, 108, 110, 111, 118, 900, 903;
190/100, 103, 104, 105, 108, 112, 113, 115,
190/116, 119, 120, 121; 383/6, 12, 13, 21,
383/25, 30, 31, 32, 41, 42, 66, 78, 84, 86,
383/98, 99, 105, 106, 120, 907; D9/430
See application file for complete search history.

(56) **References Cited**

U.S. PATENT DOCUMENTS

D107,720 S * 12/1937 Felmann D3/240
D160,475 S * 10/1950 Cohan D3/243
D217,107 S * 4/1970 Cassidy 190/115

3,938,569 A * 2/1976 Hill 150/110
D322,758 S * 12/1991 Haire D9/430
D324,823 S * 3/1992 Scarpa et al. D9/430

* cited by examiner

Primary Examiner—Louis S. Zarfes

Assistant Examiner—Monica A. Weingart

(74) *Attorney, Agent, or Firm*—Manabu Kanesaka

(57) **CLAIM**

The ornamental design for a handbag, as shown and described.

DESCRIPTION

FIG. 1 is a top plan view of a handbag showing my new design;
FIG. 2 is a front elevational view thereof;
FIG. 3 is a right side elevational view, the left side being identical thereof;
FIG. 4 is a bottom plan view thereof;
FIG. 5 is a rear elevational view thereof; and,
FIG. 6 is an alternate top plan view thereof.
The broken line showing of handles, in FIGS. 1–3, and 5, is for environmental purposes only and forms no part of the claimed design.

1 Claim, 3 Drawing Sheets

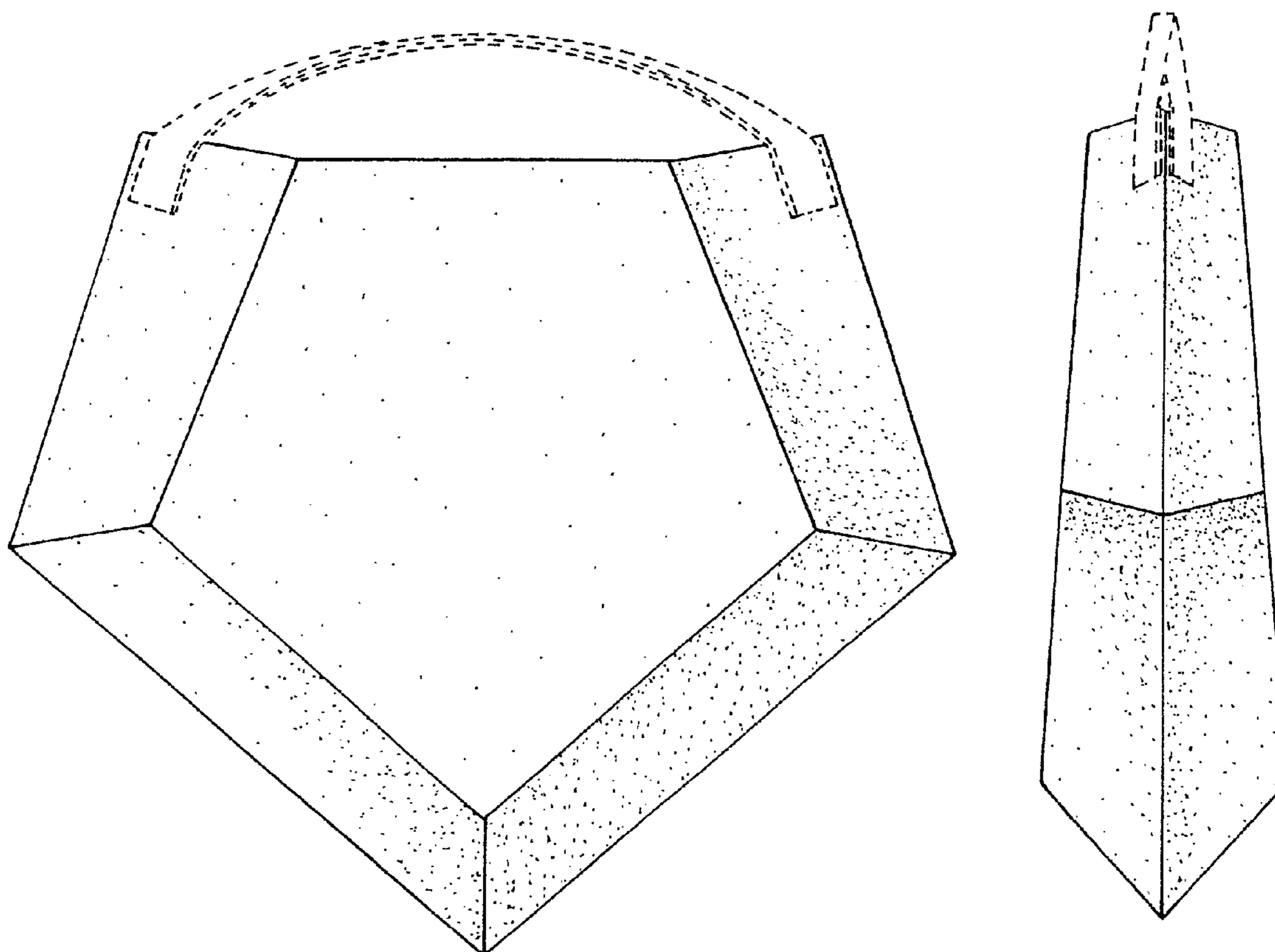


Fig. 1

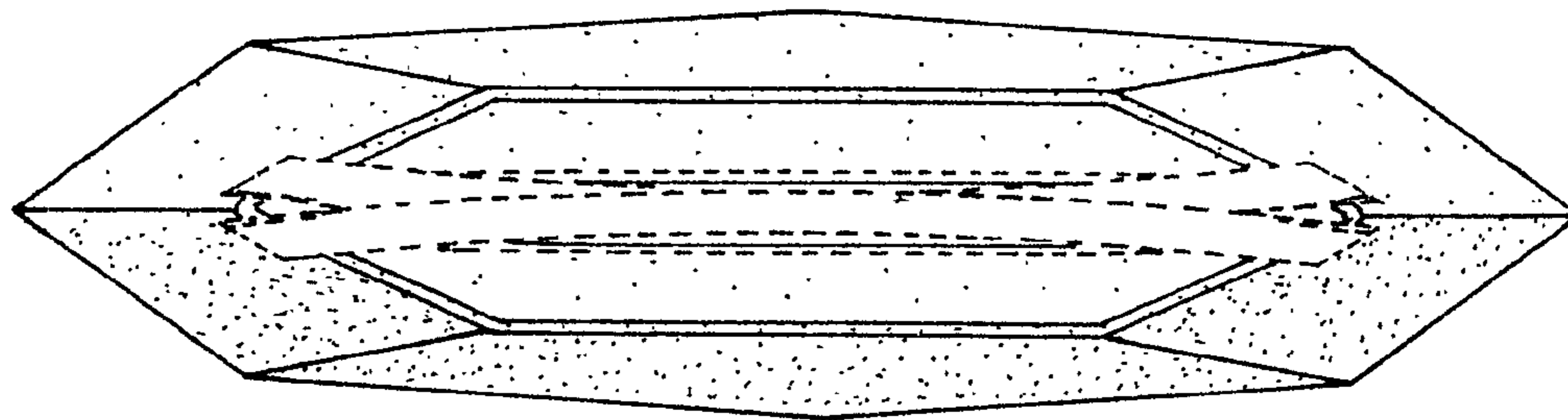


Fig. 2

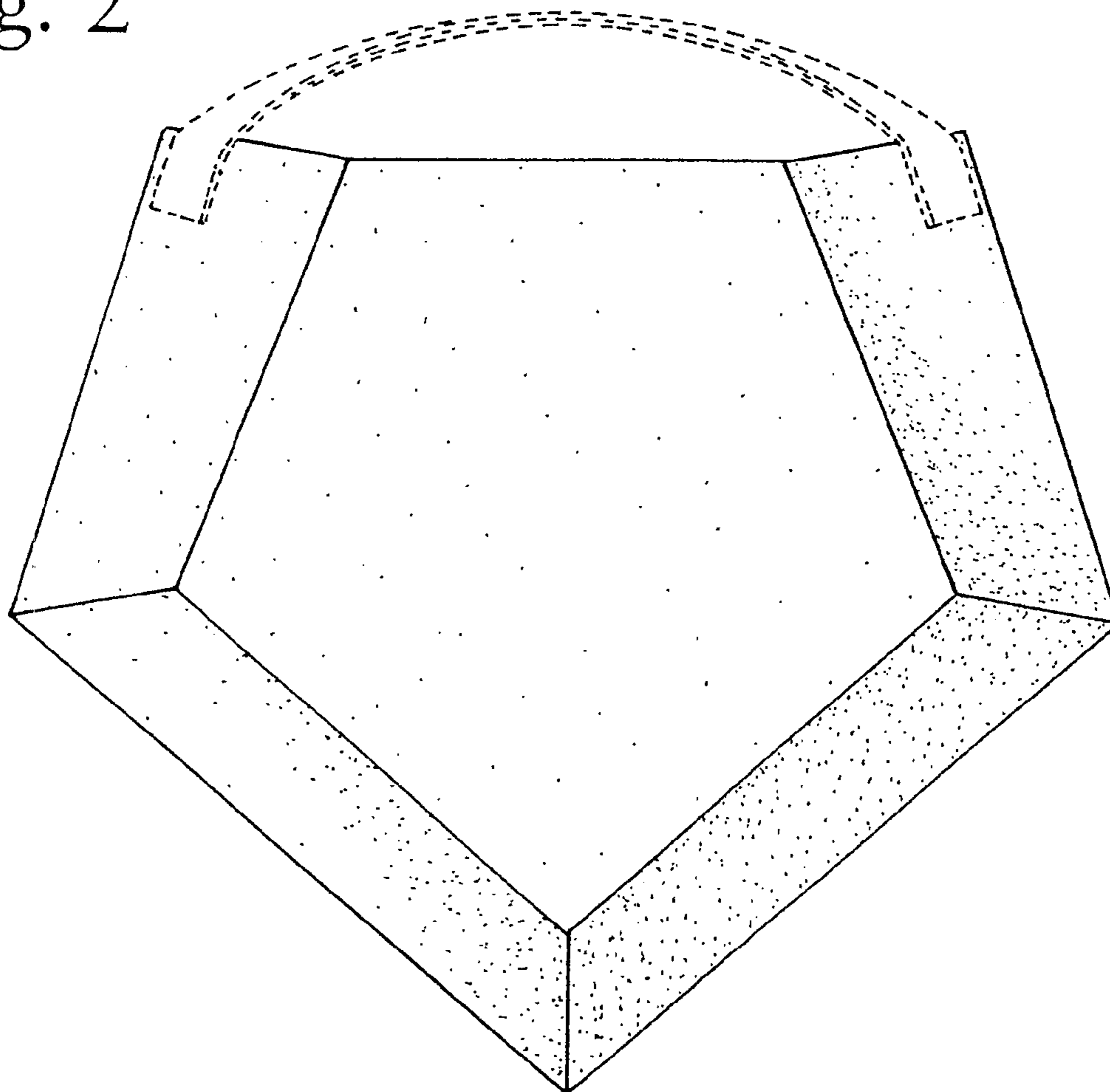


Fig. 3

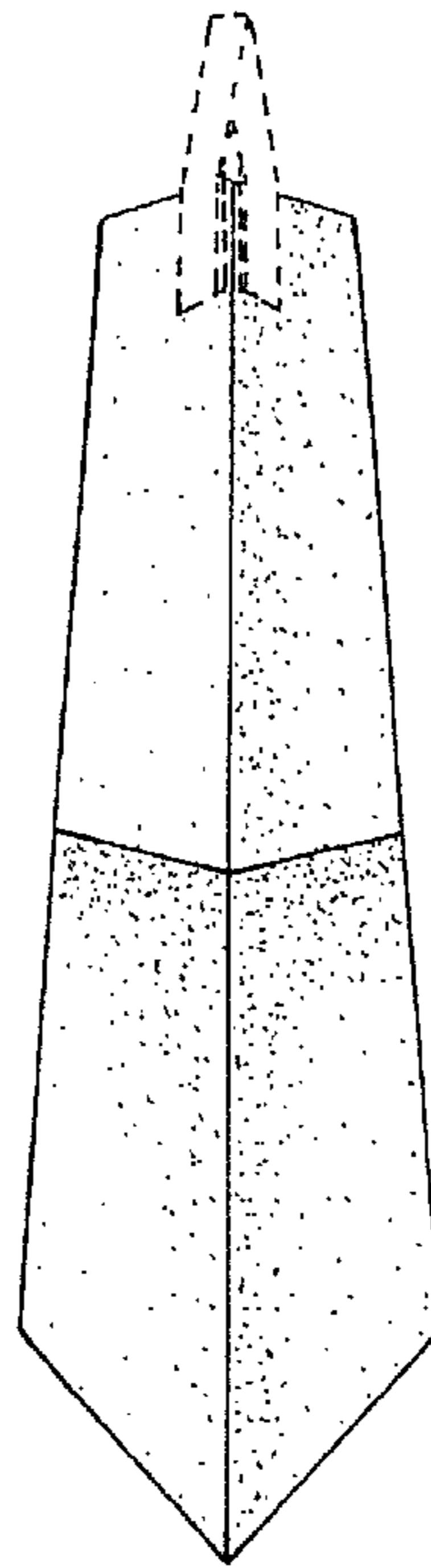


Fig. 4

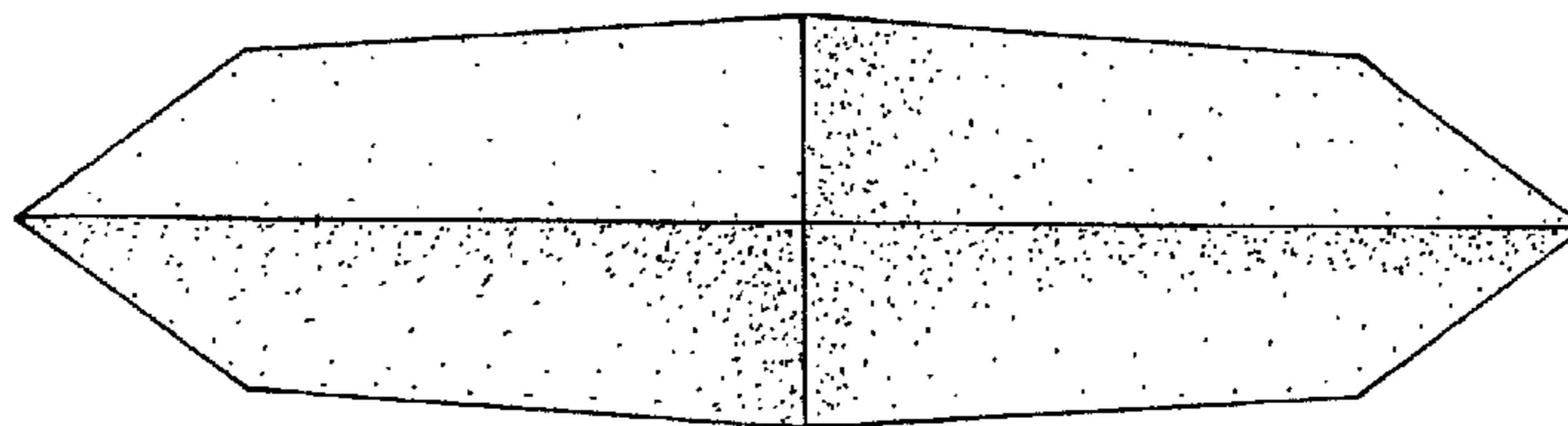


Fig. 5

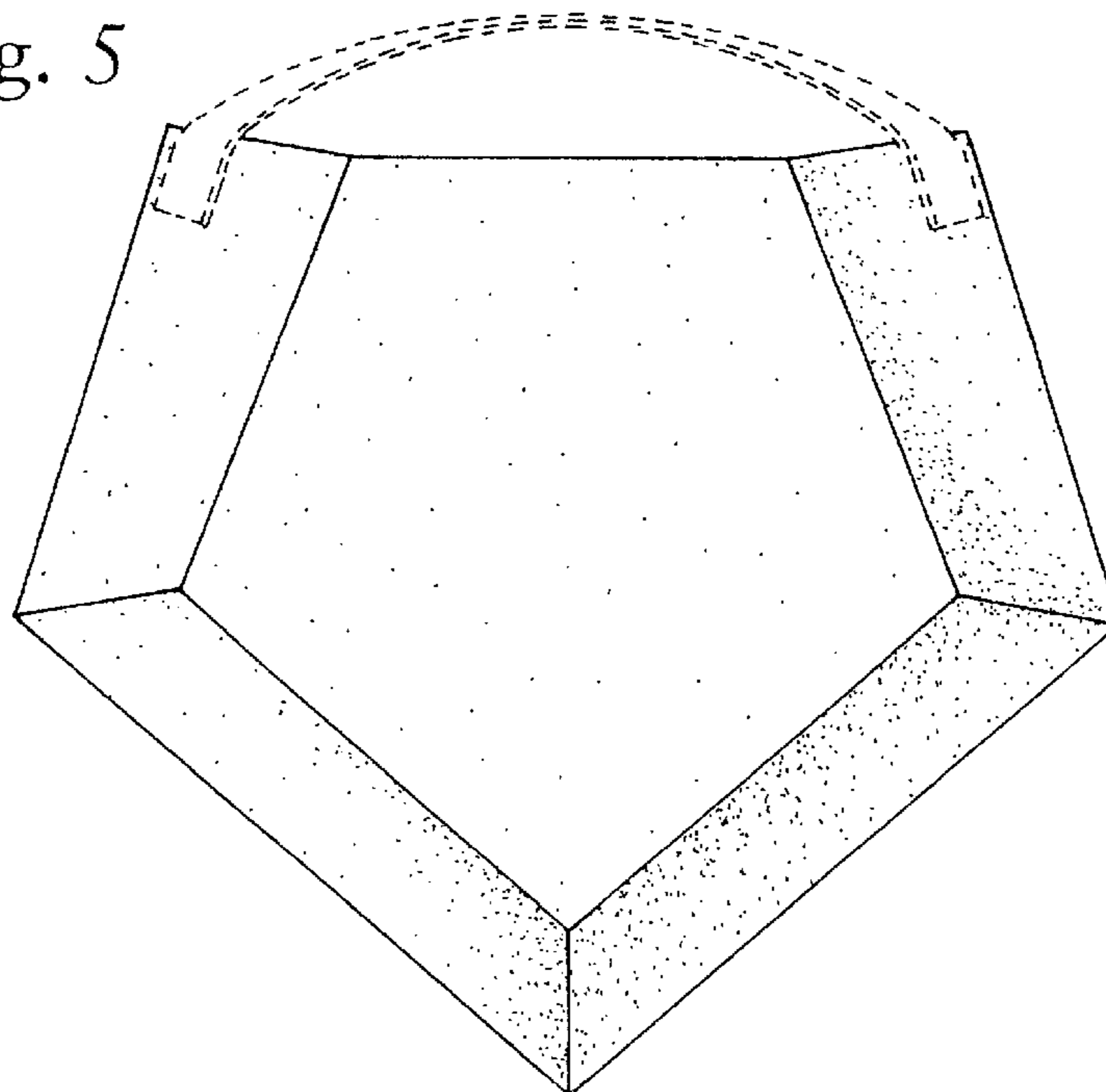


Fig. 6

