



US00D540031S

(12) **United States Design Patent**
Bouchard

(10) **Patent No.:** **US D540,031 S**

(45) **Date of Patent:** **** Apr. 10, 2007**

(54) **BOTTLE CARRIER**

(76) **Inventor:** **Emery Bouchard**, 175 Reynolds Street,
Condo #3, Fredericton, New Brunswick
(CA), E3A 1H0

(**) **Term:** **14 Years**

(21) **Appl. No.:** **29/259,847**

(22) **Filed:** **May 17, 2006**

(51) **LOC (8) Cl.** **09-02**

(52) **U.S. Cl.** **D3/202**

(58) **Field of Classification Search** D11/212;
D3/213, 106, 202, 229, 100, 104, 105; D7/619,
D7/624, 620; 24/3.1, 3.13, 11, 22, 58, 62,
24/617, 651, 658, 674, 901.2, 901.4, 901.6

See application file for complete search history.

(56) **References Cited**

U.S. PATENT DOCUMENTS

| | | | |
|-------------|-----------|------------|--------------|
| 2,953,337 A | 9/1960 | Valis | |
| D293,628 S | 1/1988 | Teachey | |
| 5,147,079 A | 9/1992 | Heather | |
| 5,184,762 A | 2/1993 | Nevitt | |
| D340,583 S | * 10/1993 | Kahn | D3/202 |
| D347,522 S | * 6/1994 | Beltran | D3/229 |
| D353,045 S | * 12/1994 | Chandler | D3/229 |
| D373,677 S | 9/1996 | Kelly | |
| 5,622,346 A | 4/1997 | Story, Jr. | |

| | | | |
|-----------------|----------|-------------|--------------|
| 5,806,730 A | 9/1998 | Deno | |
| 5,941,434 A | 8/1999 | Green | |
| D419,392 S | 1/2000 | Schlebusch | |
| 6,401,993 B1 | 6/2002 | Andrino | |
| D517,314 S | * 3/2006 | Moyer | D3/229 |
| 2005/0092788 A1 | 5/2005 | Jenkins | |
| 2005/0173478 A1 | 8/2005 | Gill et al. | |

* cited by examiner

Primary Examiner—Louis S. Zarfaz

Assistant Examiner—Anna K. Dworzecka

(74) *Attorney, Agent, or Firm*—Mario Theriault

(57) **CLAIM**

The ornamental design for a bottle carrier, as shown and described.

DESCRIPTION

FIG. 1 is a left side view of a bottle carrier, showing my new design; the right side view being a mirror image;

FIG. 2 is a front view thereof;

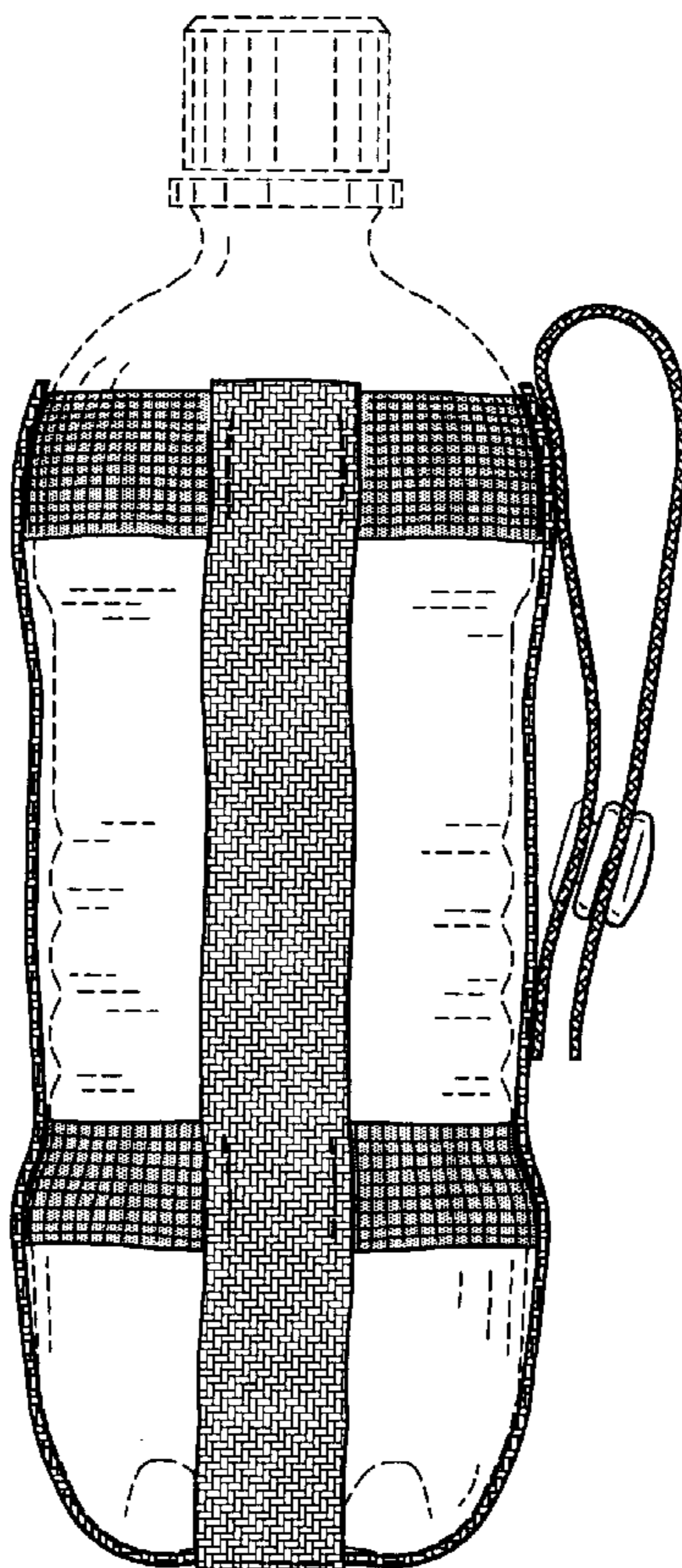
FIG. 3 is a top view thereof;

FIG. 4 is a rear view thereof; and,

FIG. 5 is a bottom view thereof.

The broken line disclosure of a bottle in FIGS.1, 2 and 4 is for illustrative purposes only and forms no part of my design.

1 Claim, 2 Drawing Sheets



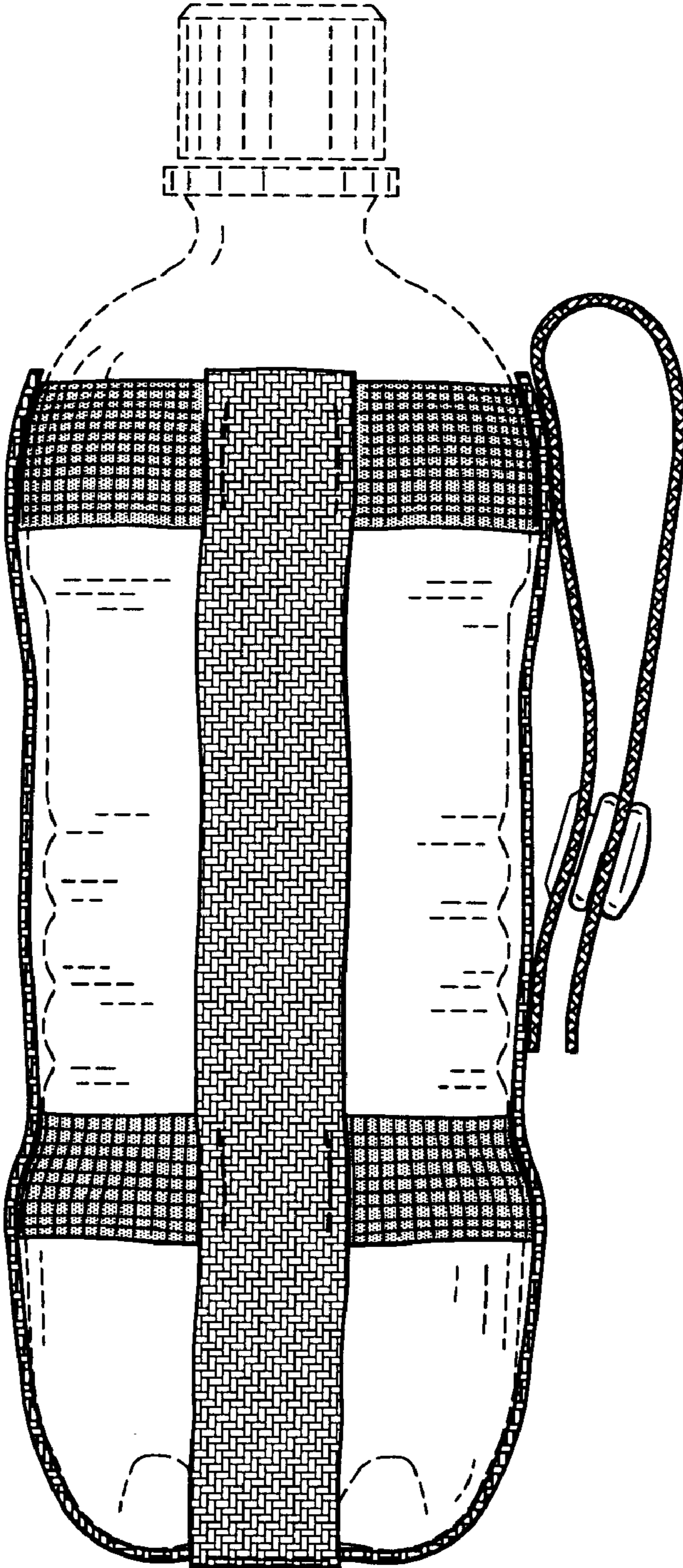


FIG. 1

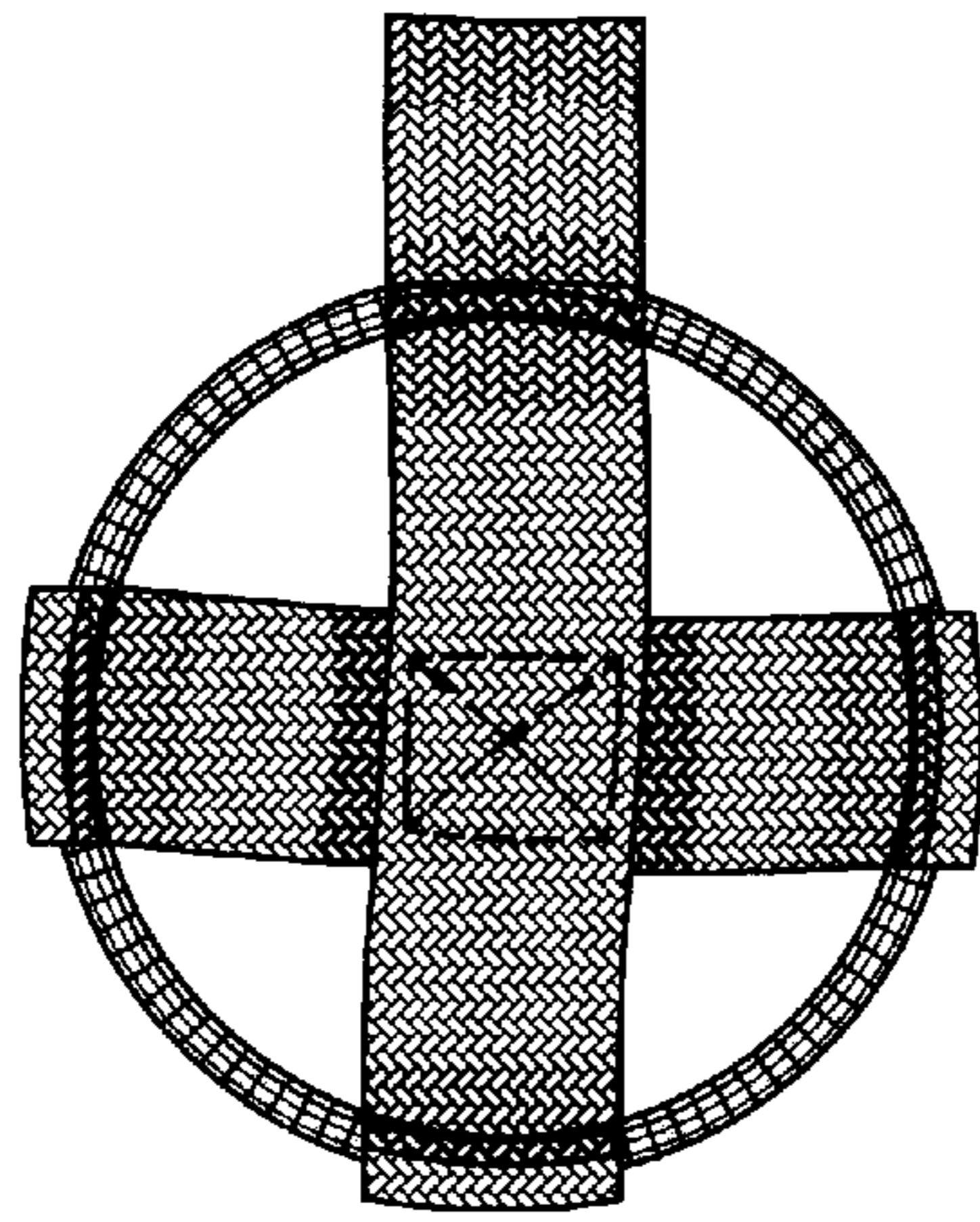


FIG. 3

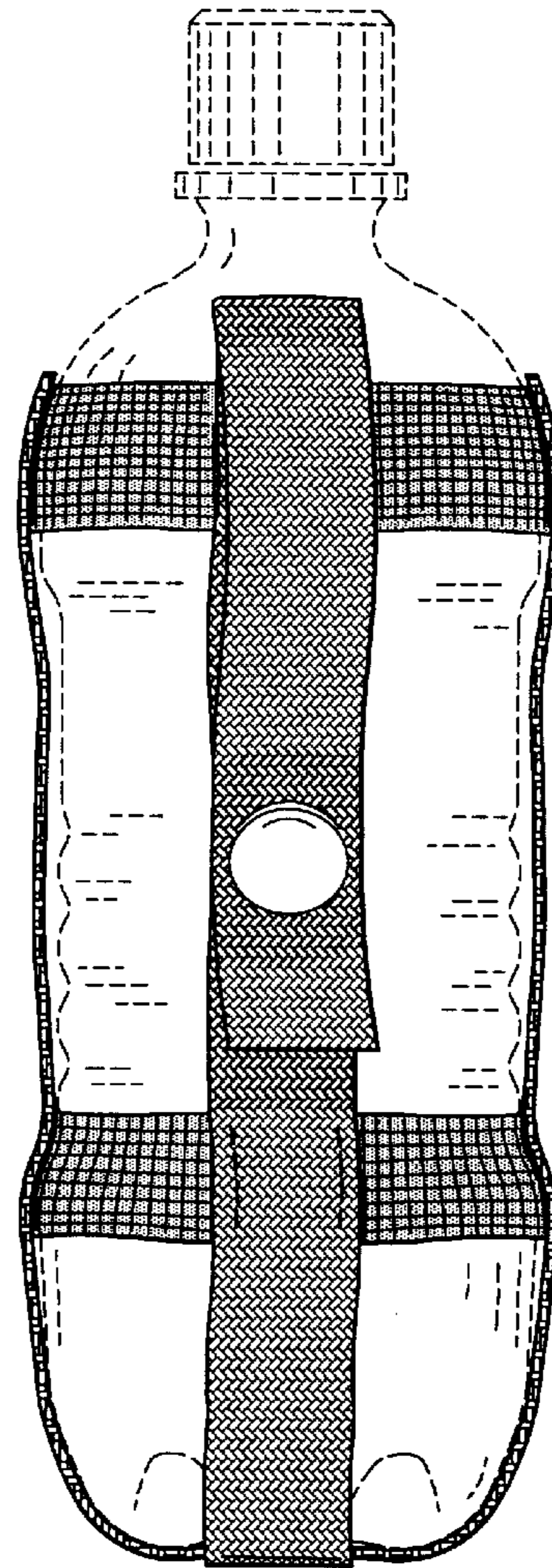


FIG. 4

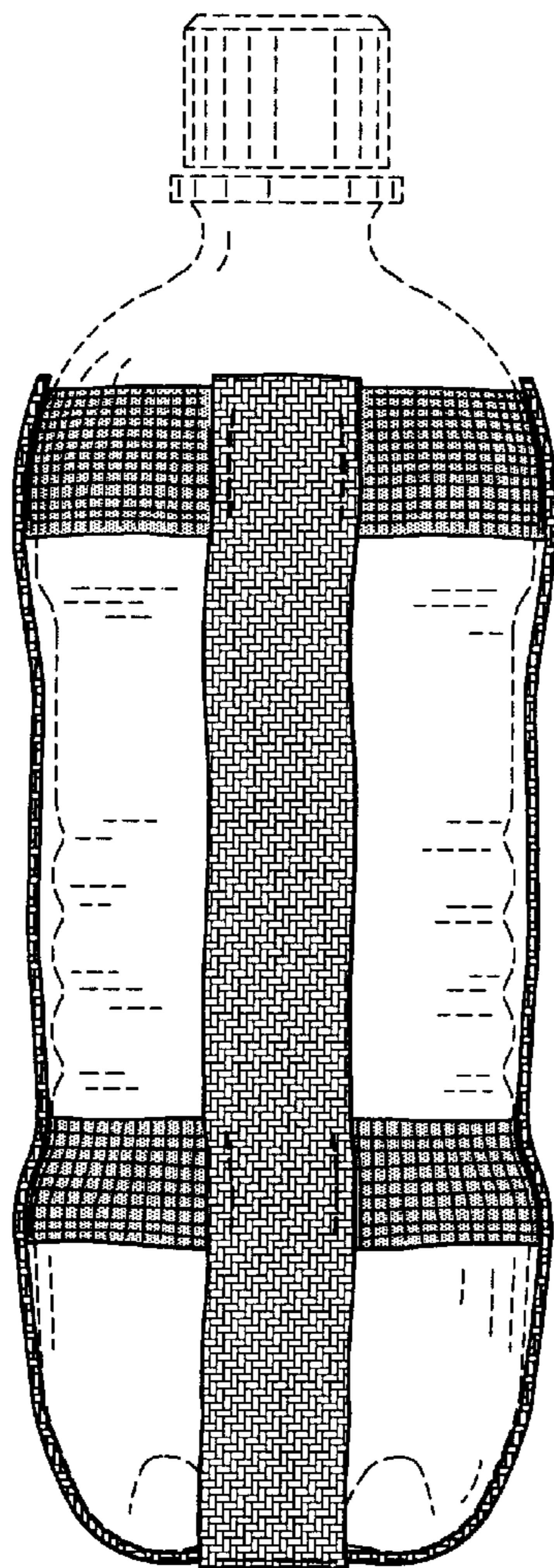


FIG. 2

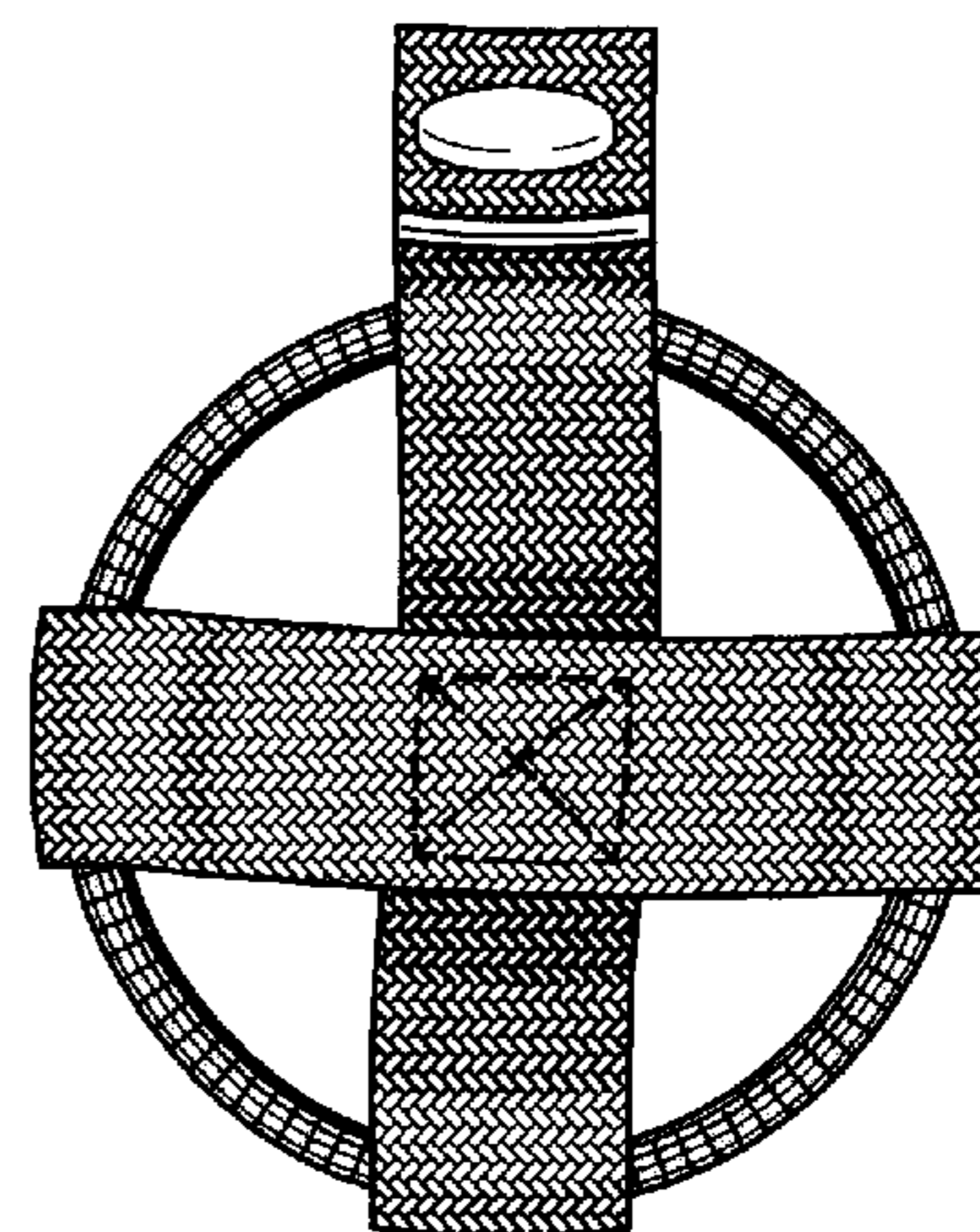


FIG. 5