

US00D540027S

(12) **United States Design Patent**
Sussman

(10) **Patent No.:** **US D540,027 S**

(45) **Date of Patent:** **** Apr. 10, 2007**

(54) **FABRIC CANE COVER**

(75) **Inventor:** **Pamela E. Sussman**, Sherman Oaks, CA (US)

(73) **Assignee:** **P.S. Koveralls, Inc.**, Sherman Oaks

(**) **Term:** **14 Years**

(21) **Appl. No.:** **29/260,796**

(22) **Filed:** **Jun. 1, 2006**

(51) **LOC (8) Cl.** **03-01**

(52) **U.S. Cl.** **D3/11**

(58) **Field of Classification Search** D3/5-17;
135/65-68, 72, 73, 76, 77, 911; 150/154,
150/161

See application file for complete search history.

(56) **References Cited**

U.S. PATENT DOCUMENTS

1,891,184	A	*	12/1932	Salomon	135/34.2
2,545,022	A	*	3/1951	Crewdson	135/34.2
D310,134	S	*	8/1990	Van Dyke	D3/10
D340,801	S	*	11/1993	Howard	D3/11
D354,392	S	*	1/1995	Williams	D3/10
D380,085	S	*	6/1997	Ramsey	D3/11

D450,919 S * 11/2001 Lee D3/11
2005/0139245 A1 * 6/2005 Pepin 135/66

* cited by examiner

Primary Examiner—Louis S. Zarfes

Assistant Examiner—Anhdao Doan

(74) *Attorney, Agent, or Firm*—Quintero Law Office

(57) **CLAIM**

The ornamental design for a fabric cane cover, as shown and described.

DESCRIPTION

FIG. 1 is a side perspective view of a fabric cane cover, with a cane, showing my new design;

FIG. 2 is a front elevational view of the fabric cane cover showing without the cane;

FIG. 3 is a back elevational view thereof;

FIG. 4 is a right side elevational view thereof;

FIG. 5 is a left side elevational view thereof;

FIG. 6 is a top plan view thereof; and,

FIG. 7 is a bottom plan view thereof.

The broken lines are shown in the drawings for illustrative purposes only and form no part of the claimed design.

1 Claim, 4 Drawing Sheets

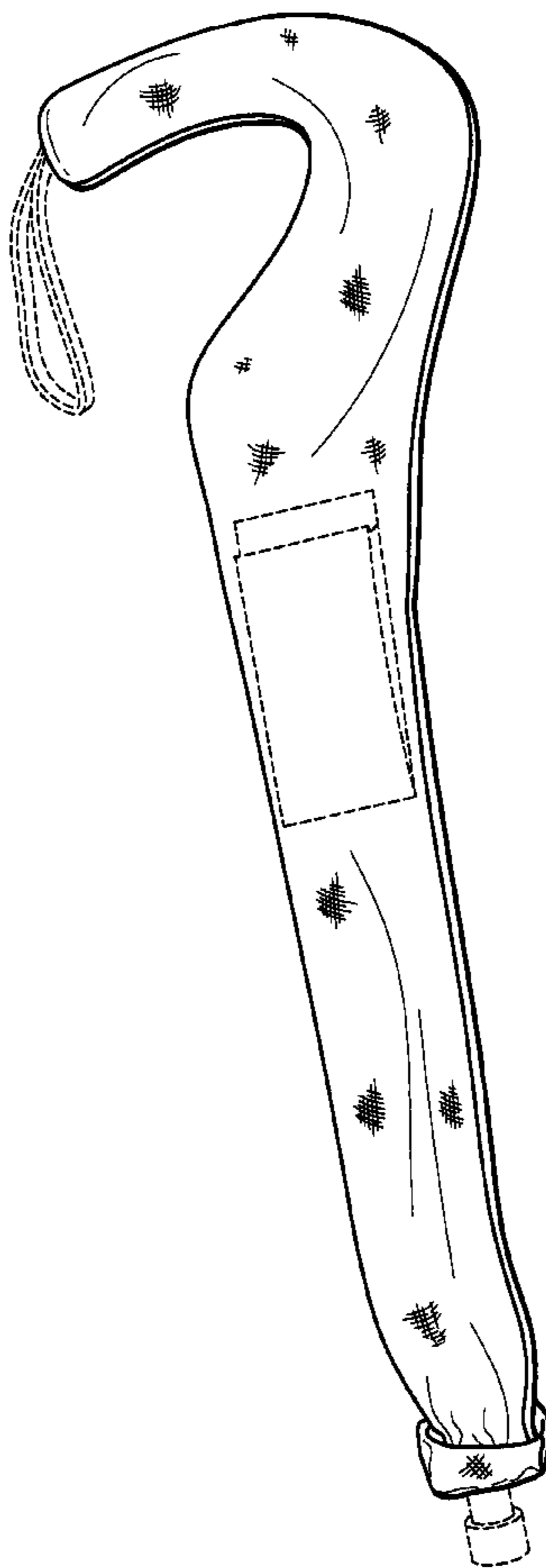


FIG. 1

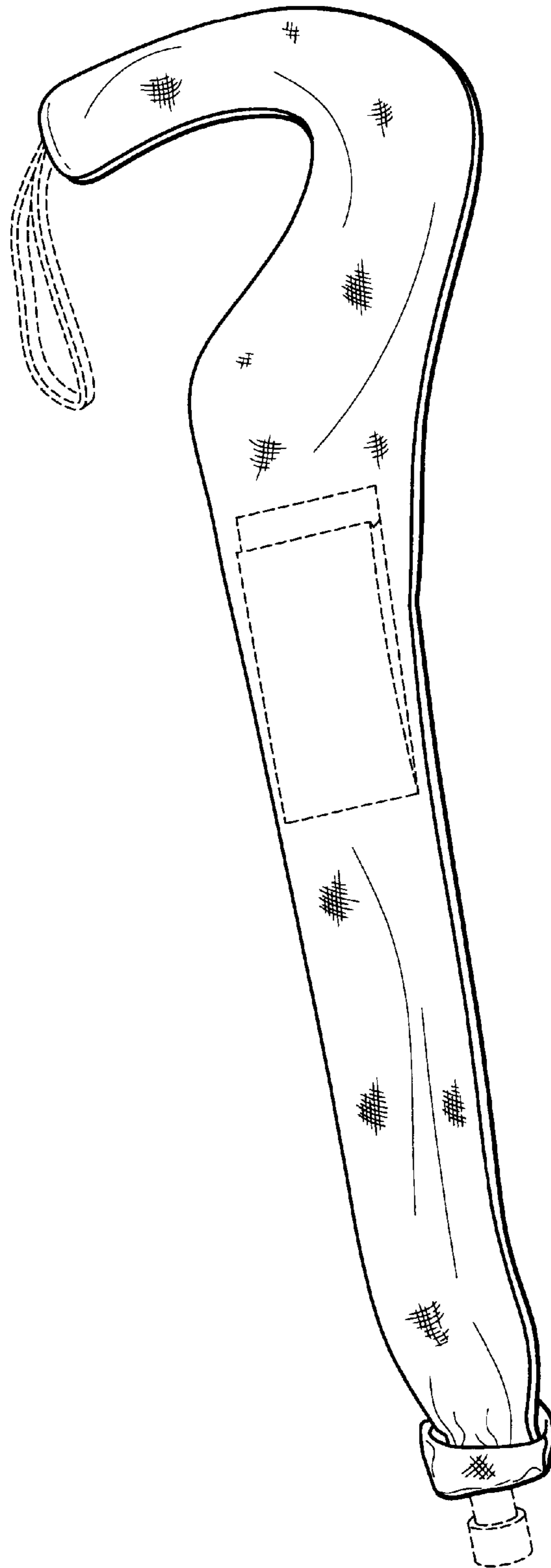


FIG. 2

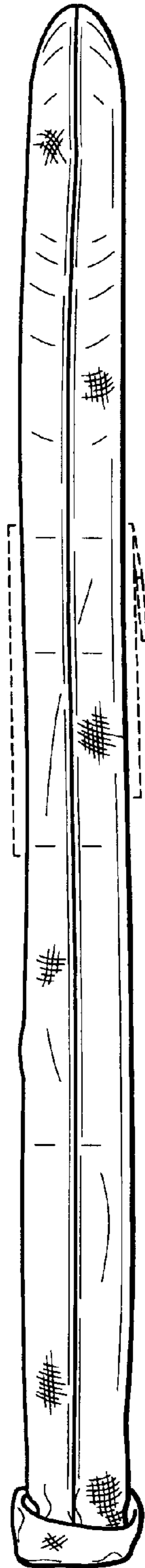


FIG. 3

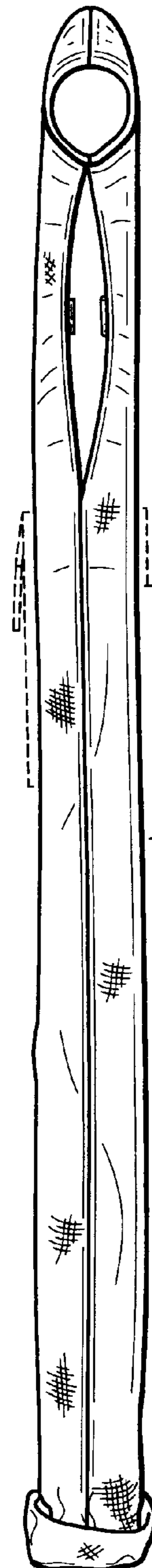


FIG. 4

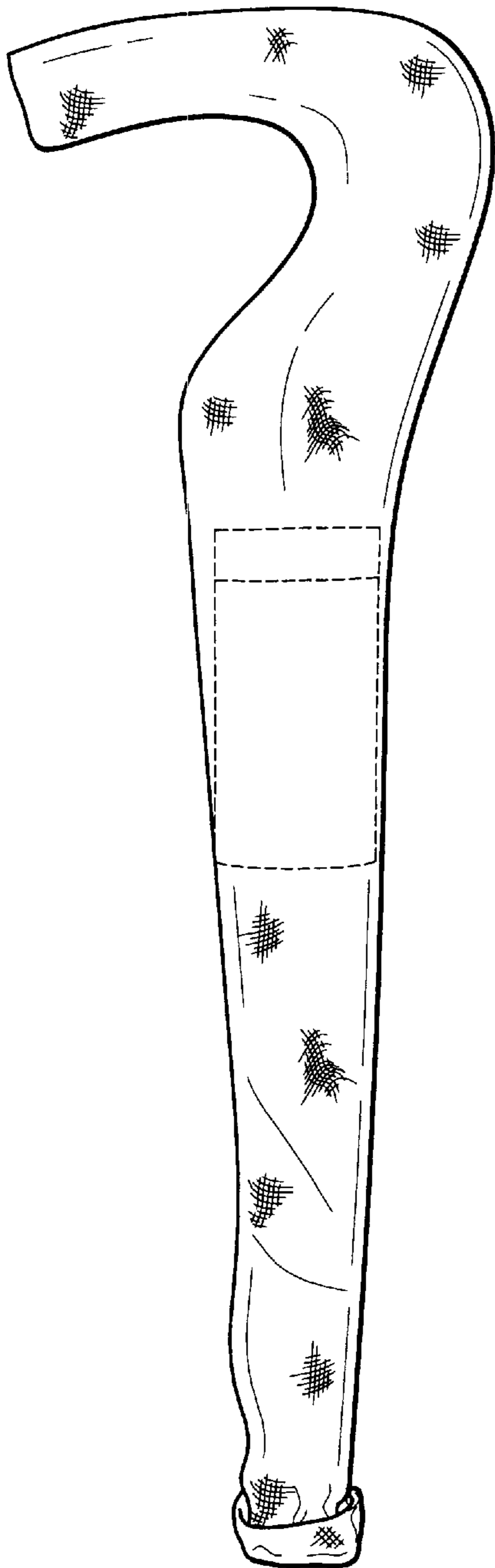


FIG. 5

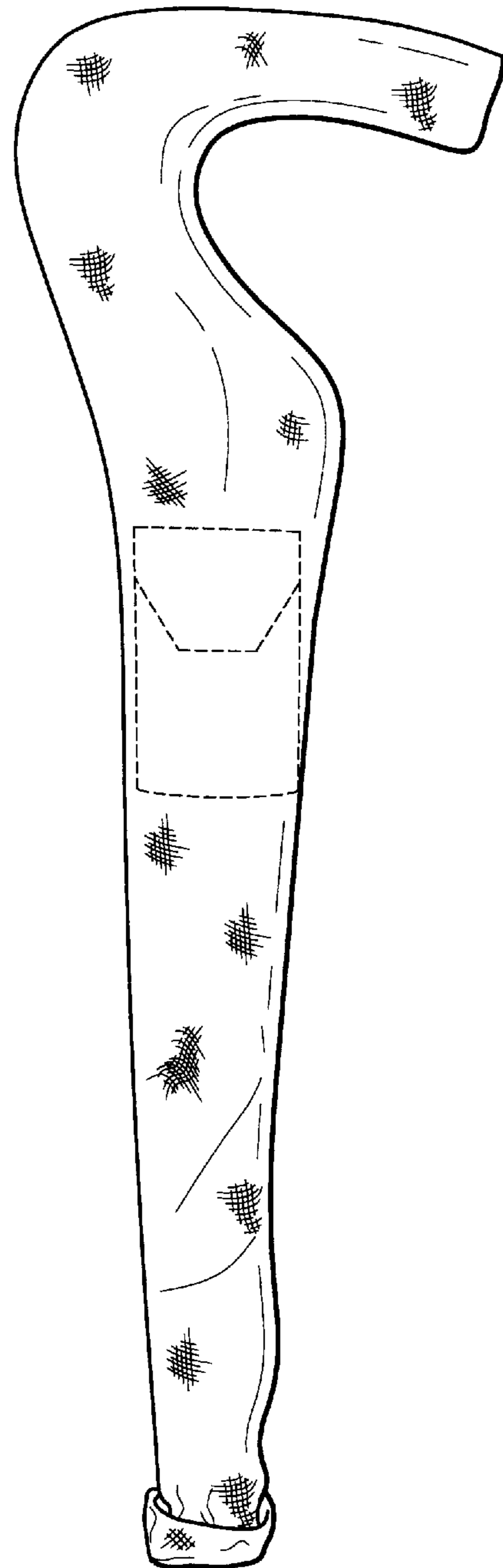


FIG. 6




FIG. 7

