



US00D540022S

(12) **United States Design Patent**
Lebo

(10) **Patent No.:** **US D540,022 S**

(45) **Date of Patent:** **** Apr. 10, 2007**

- (54) **SHOE**
- (75) Inventor: **Jonathan K. Lebo**, Lebanon, PA (US)
- (73) Assignee: **Columbia Insurance Company**,
Omaha, NE (US)
- (**) Term: **14 Years**
- (21) Appl. No.: **29/232,604**
- (22) Filed: **Jun. 21, 2005**
- (51) **LOC (8) Cl.** **02-99**
- (52) **U.S. Cl.** **D2/971**
- (58) **Field of Classification Search** D2/897,
D2/919, 921, 922, 925, 926, 971
See application file for complete search history.

D247,073 S	*	1/1978	Kane et al.	D2/926
4,231,170 A		11/1980	Griswold	36/72
4,366,629 A		1/1983	Scherz	36/4
4,562,652 A		1/1986	Hensler	36/102
4,908,963 A		3/1990	Krajcir et al.	36/77
D310,289 S	*	9/1990	Farina	D2/926
4,995,174 A		2/1991	Hong et al.	36/72
5,048,203 A		9/1991	Kling	36/32
5,185,944 A		2/1993	Okajima	36/45
5,499,459 A		3/1996	Tomaro	36/10
5,526,584 A		6/1996	Bleimhofer et al.	36/10
5,738,937 A		4/1998	Baychar	428/316.6
D415,606 S	*	10/1999	Bray et al.	D2/919
D457,714 S	*	5/2002	Bray et al.	D2/919
D457,715 S	*	5/2002	Wilson	D2/919
D479,034 S	*	9/2003	Tzenos	D2/926
D492,095 S	*	6/2004	Sanchez et al.	D2/926
D515,289 S	*	2/2006	Isenberg	D2/926

* cited by examiner

Primary Examiner—Dominic Simone
(74) *Attorney, Agent, or Firm*—St. Onge Steward Johnston & Reens LLC

(56) **References Cited**
U.S. PATENT DOCUMENTS

D60,676 S	*	3/1922	Hirshfield	D2/922
D62,778 S	*	7/1923	Hirshfield	D2/922
1,974,543 A		9/1934	Reymond		
D96,127 S	*	7/1935	Perugia	D2/926
2,046,217 A		6/1936	Strauss		
2,079,237 A		5/1937	Allard		
2,160,768 A		5/1939	Wasser		
2,344,069 A		3/1944	Wasser		
D143,812 S	*	2/1946	Eisenberg	D2/926
D149,549 S	*	5/1948	Goldstein	D2/922
3,091,871 A		6/1963	Tronche		
3,175,310 A		3/1965	MacQuaid		
3,175,311 A		3/1965	MacQuaid		
3,191,321 A		6/1965	Brutting		
3,213,551 A		10/1965	Krauss		
3,407,518 A		10/1968	MacQuaid et al.		
3,525,165 A		8/1970	Randall, Jr.		
3,561,142 A		2/1971	Streit, Sr. et al.		


(57) **CLAIM**

The ornamental design for the shoe, as shown and described.

DESCRIPTION

FIG. 1 is a perspective view of a shoe in accordance with the new design;
FIG. 2 is a front view thereof;
FIG. 3 is a left side view thereof;
FIG. 4 is a right side view thereof; and,
FIG. 5 is a top view thereof.
The broken line showing of the parts of a shoe in FIGS. 1-5 form no part of the claimed design.

1 Claim, 3 Drawing Sheets






FIG. 2

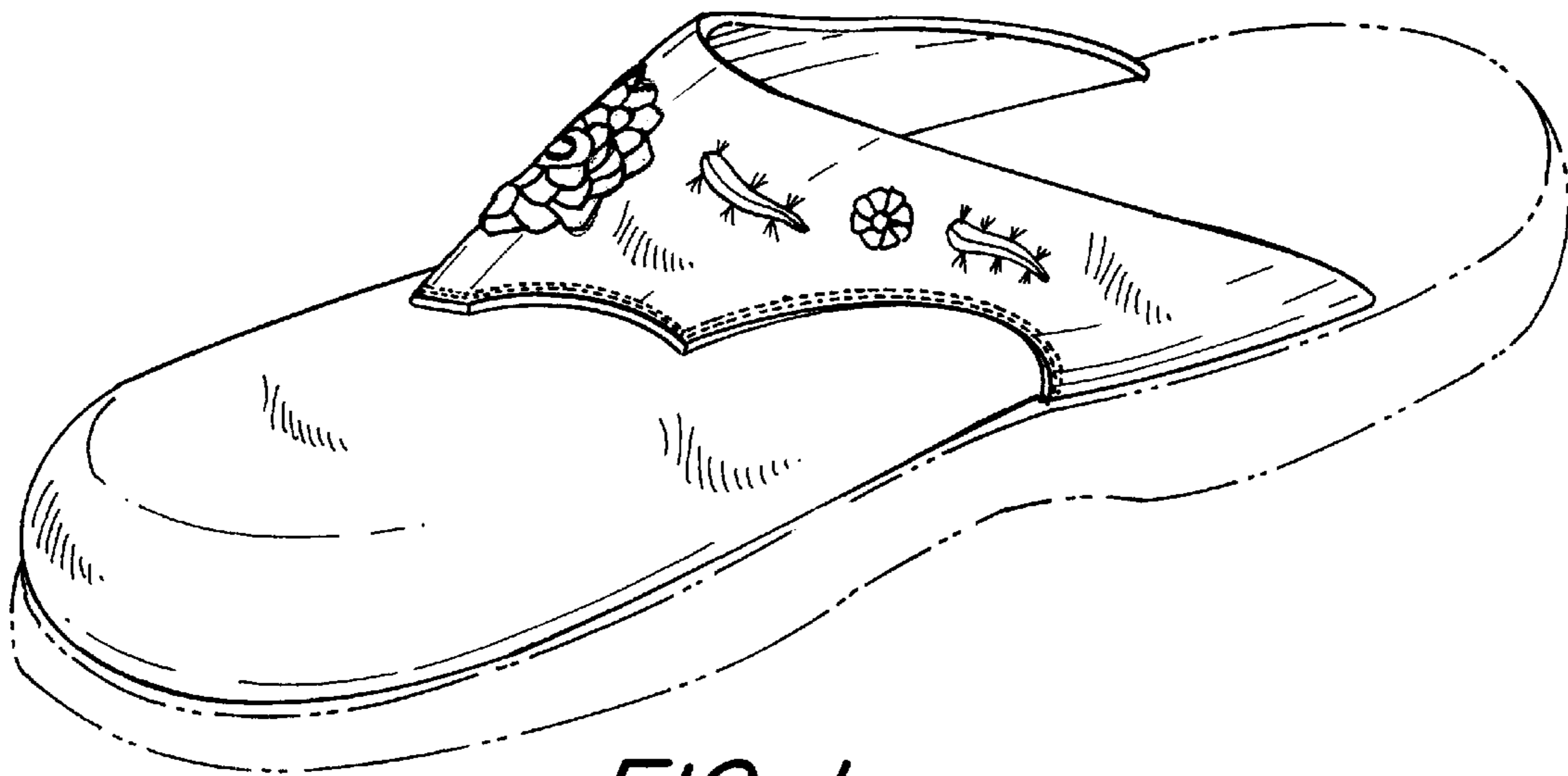


FIG. 1

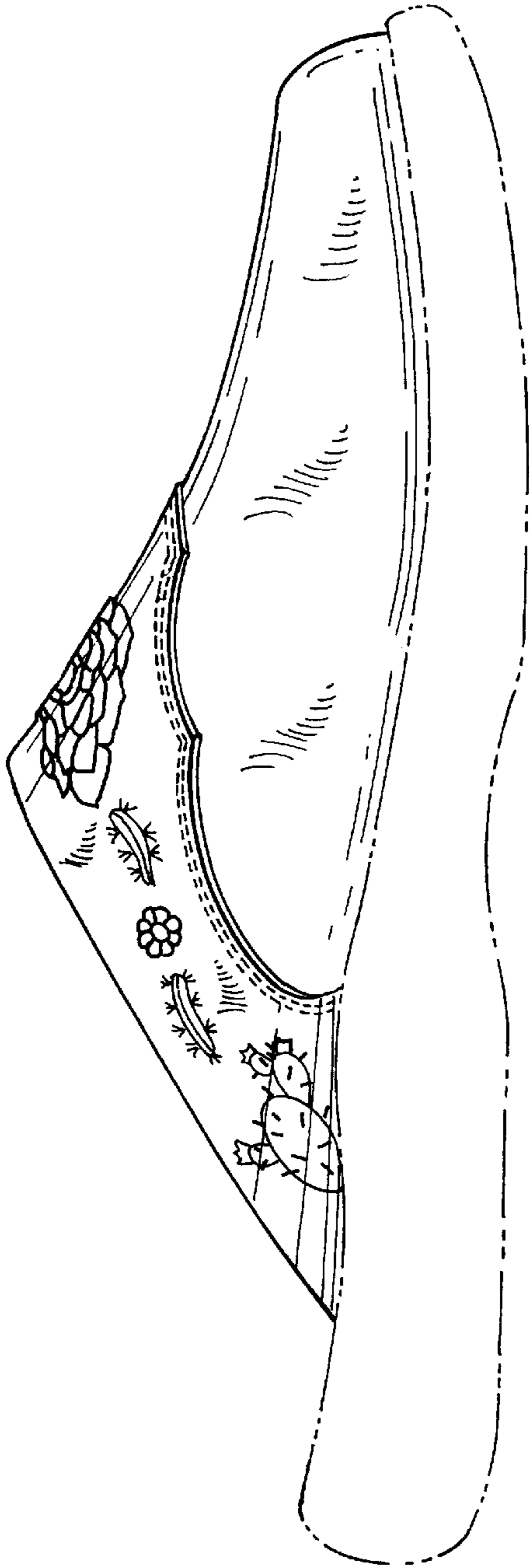


FIG. 3

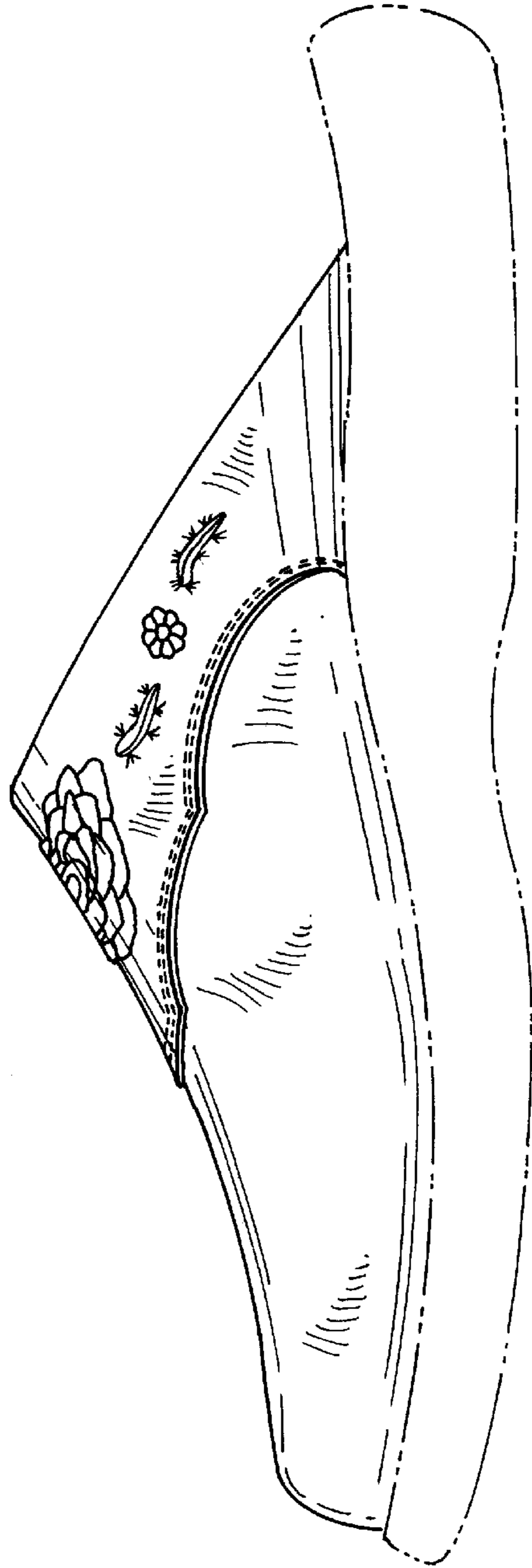


FIG. 4




FIG. 5