

US00D540021S

(12) **United States Design Patent**
Lebo

(10) **Patent No.:** **US D540,021 S**

(45) **Date of Patent:** **** Apr. 10, 2007**

- (54) **SHOE**
- (75) Inventor: **Jonathan K. Lebo**, Lebanon, PA (US)
- (73) Assignee: **Columbia Insurance Company**,
Omaha, NE (US)
- (**) Term: **14 Years**
- (21) Appl. No.: **29/232,602**
- (22) Filed: **Jun. 21, 2005**
- (51) **LOC (8) Cl.** **02-99**
- (52) **U.S. Cl.** **D2/971**
- (58) **Field of Classification Search** D2/897,
D2/919, 921, 922, 925, 926, 971
See application file for complete search history.

- 3,191,321 A 6/1965 Brutting
- 3,213,551 A 10/1965 Krauss
- 3,407,518 A 10/1968 MacQuaid et al.
- 3,525,165 A 8/1970 Randall, Jr.
- 3,561,142 A 2/1971 Streit, Sr. et al.
- 4,231,170 A 11/1980 Griswold 36/72
- 4,366,629 A 1/1983 Scherz 36/4
- 4,562,652 A 1/1986 Hensler 36/102
- 4,908,963 A 3/1990 Krajcir et al. 36/77
- 4,995,174 A 2/1991 Hong et al. 36/72
- 5,048,203 A 9/1991 Kling 36/32
- 5,185,944 A 2/1993 Okajima 36/45
- 5,499,459 A 3/1996 Tomaro 36/10
- 5,526,584 A 6/1996 Bleimhofer et al. 36/10
- 5,738,937 A 4/1998 Baychar 428/316.6
- D452,059 S * 12/2001 Jacobs D2/926
- D461,626 S * 8/2002 Hisamatsu D2/926
- D515,289 S * 2/2006 Isenberg D2/926

* cited by examiner

Primary Examiner—Dominic Simone
(74) *Attorney, Agent, or Firm*—St. Onge Steward Johnston
& Reens LLC

(56) **References Cited**

U.S. PATENT DOCUMENTS

- 1,974,543 A 9/1934 Reymond
- D96,127 S * 7/1935 Perugia D2/926
- D96,831 S * 9/1935 Gustin D2/926
- D97,282 S * 10/1935 Gustin D2/926
- D97,301 S * 10/1935 Morgenstern D2/922
- 2,046,217 A 6/1936 Strauss
- 2,079,237 A 5/1937 Allard
- D110,978 S * 8/1938 Parrelli D2/897
- 2,160,768 A 5/1939 Wasser
- D119,517 S * 3/1940 Wood D2/926
- 2,344,069 A 3/1944 Wasser
- D143,811 S * 2/1946 Eisenberg D2/897
- D163,614 S * 6/1951 Laughlin D2/897
- D170,768 S * 11/1953 Preti D2/922
- D175,999 S * 11/1955 Johnson D2/897
- 3,091,871 A 6/1963 Tronche
- 3,175,310 A 3/1965 MacQuaid
- 3,175,311 A 3/1965 MacQuaid

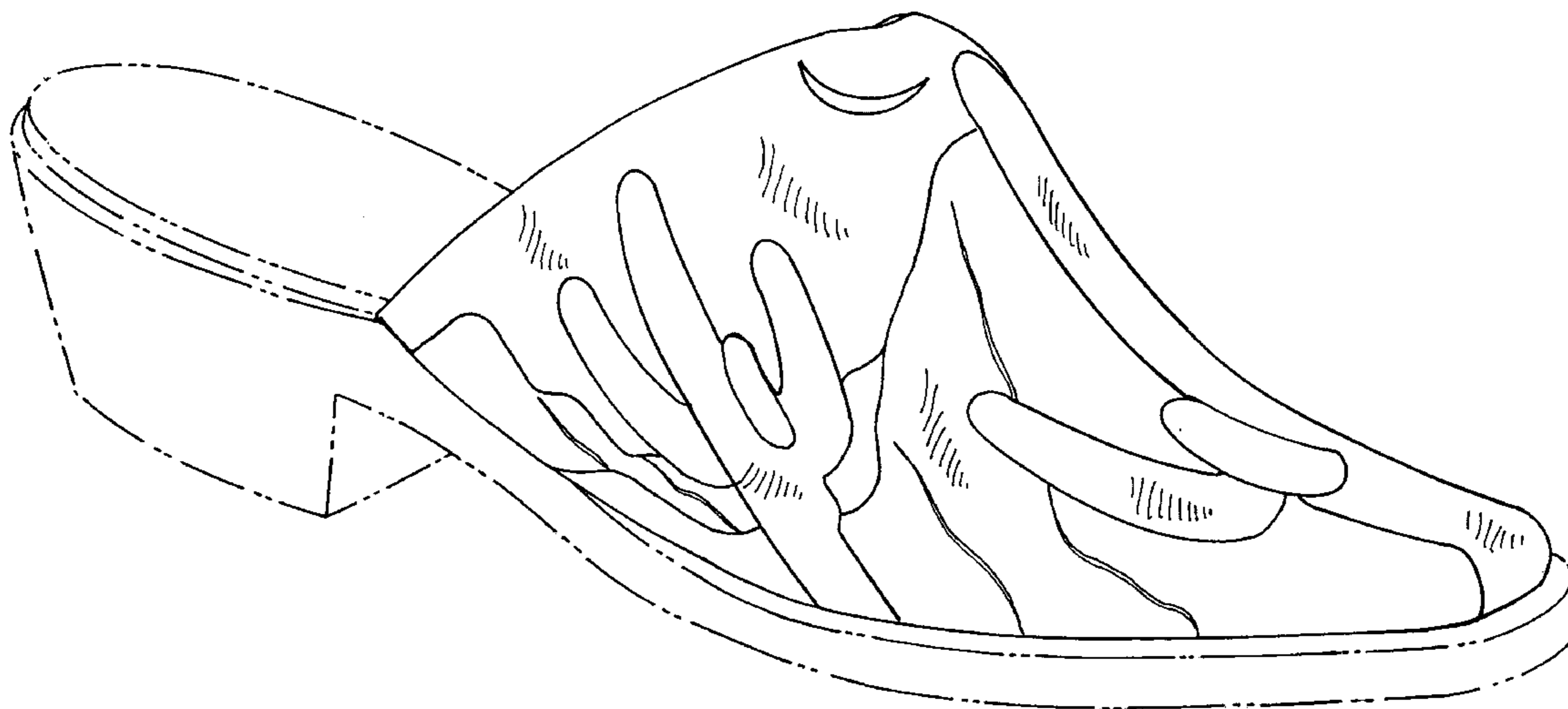
(57) **CLAIM**

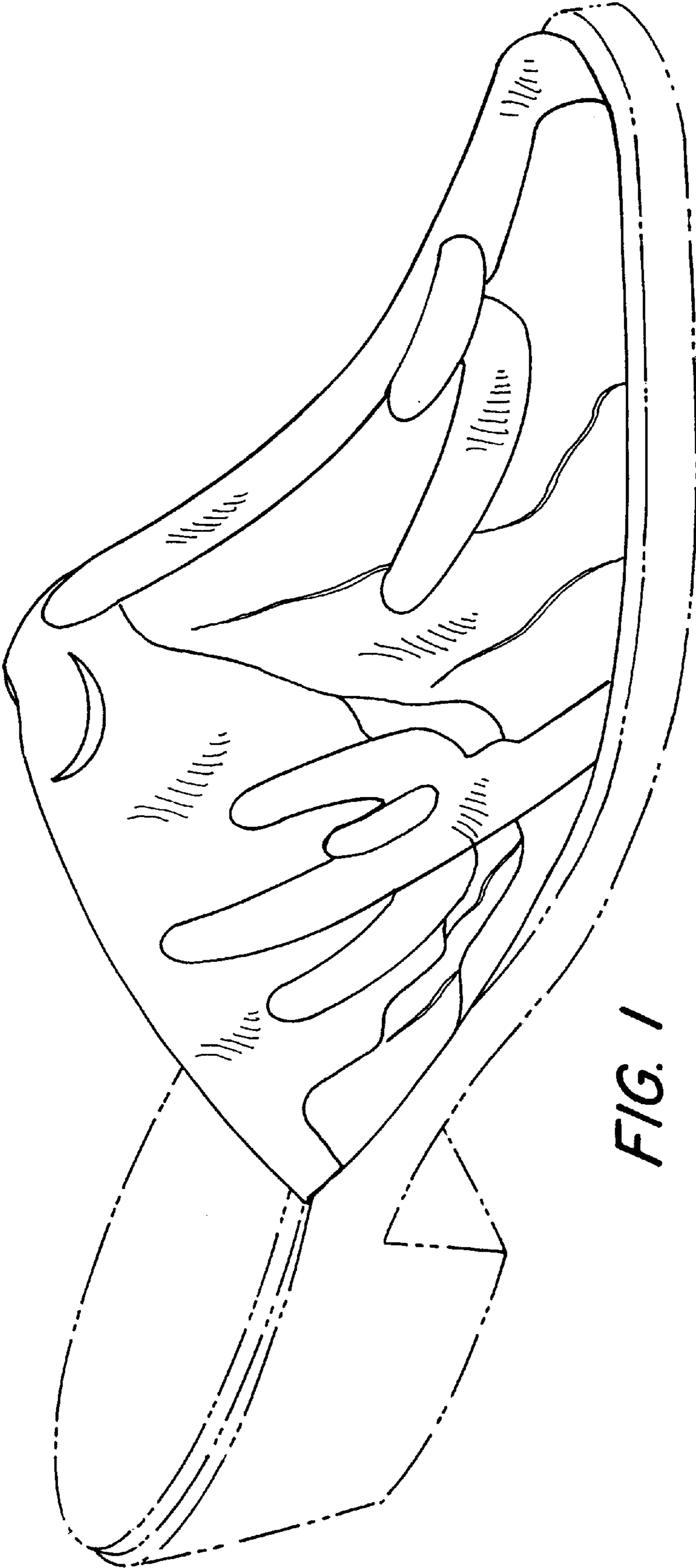
The ornamental design for the shoe, as shown and described.

DESCRIPTION

FIG. 1 is a front perspective view of a shoe in accordance with the new design;
FIG. 2 is a top view thereof;
FIG. 3 is a front view thereof;
FIG. 4 is a right side view thereof; and,
FIG. 5 is a left side view thereof.
The broken line showing of the parts of a shoe in FIGS. 1-5 form no part of the claimed design.

1 Claim, 3 Drawing Sheets





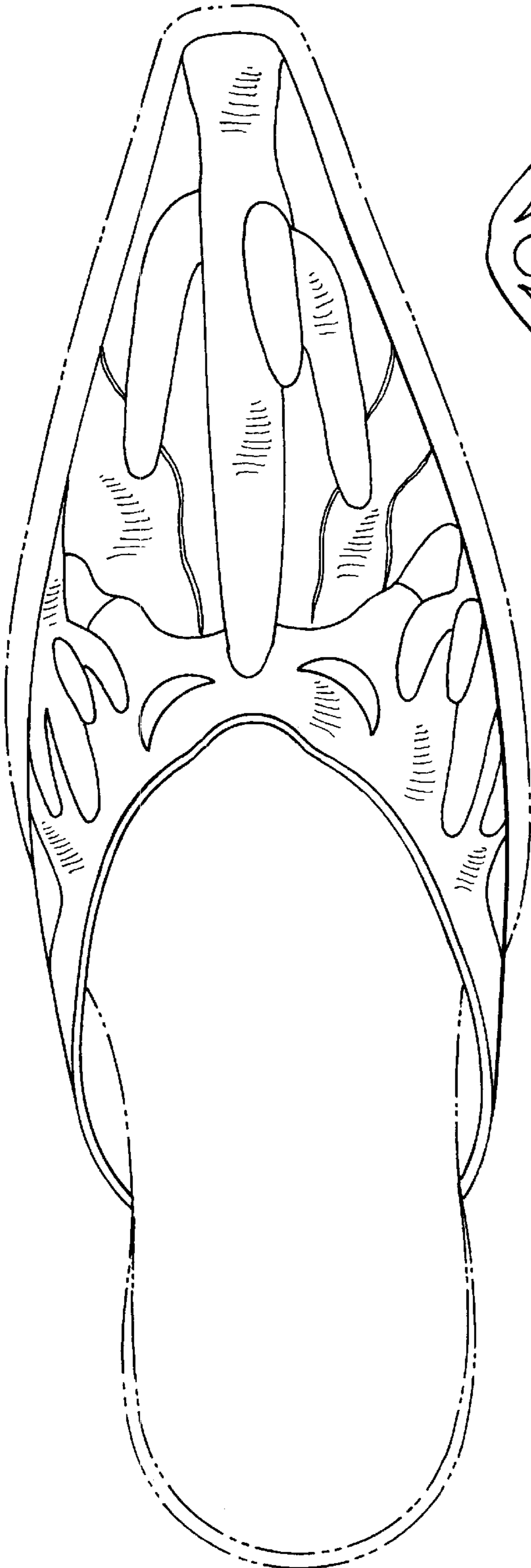


FIG. 2

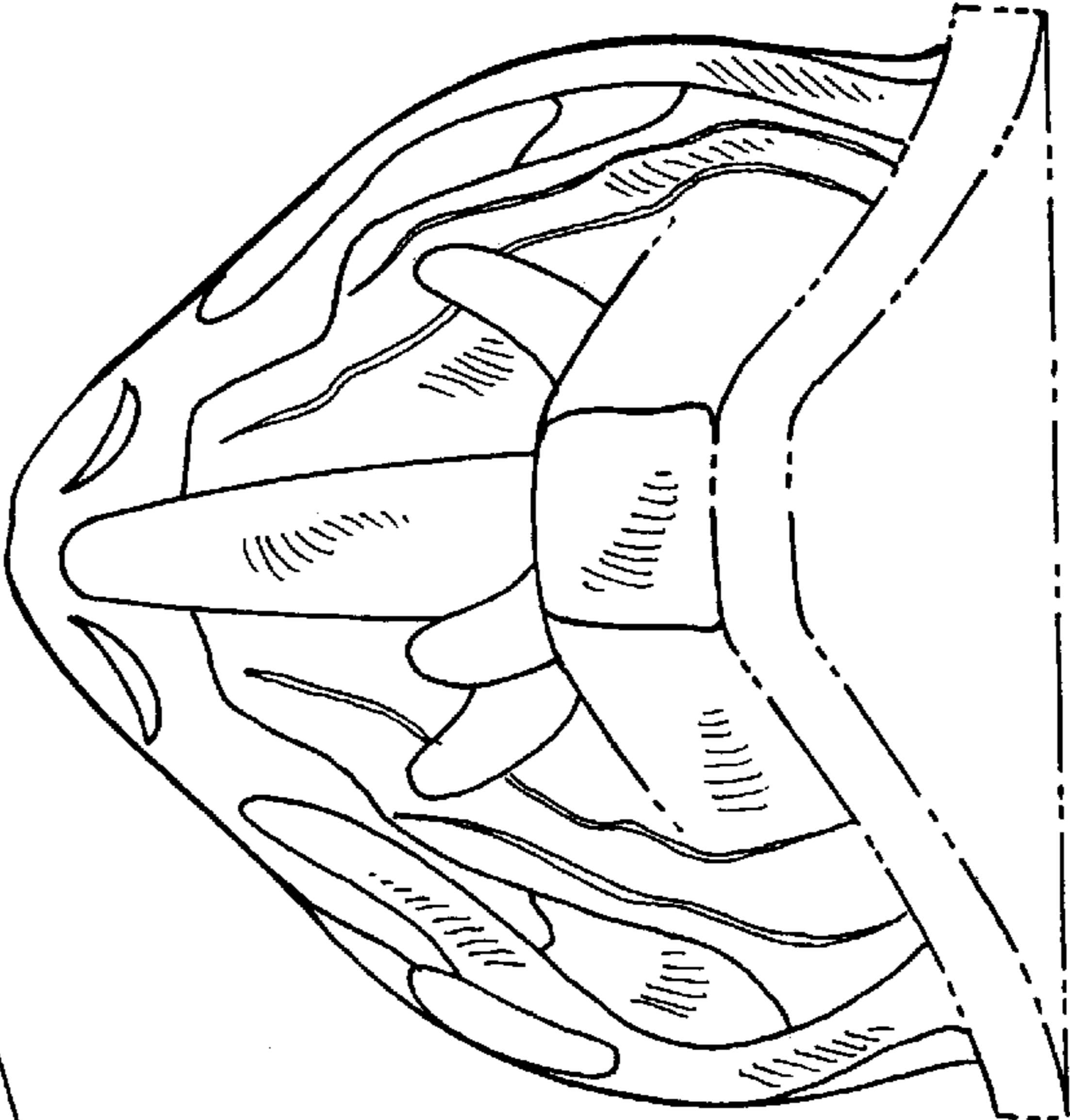


FIG. 3

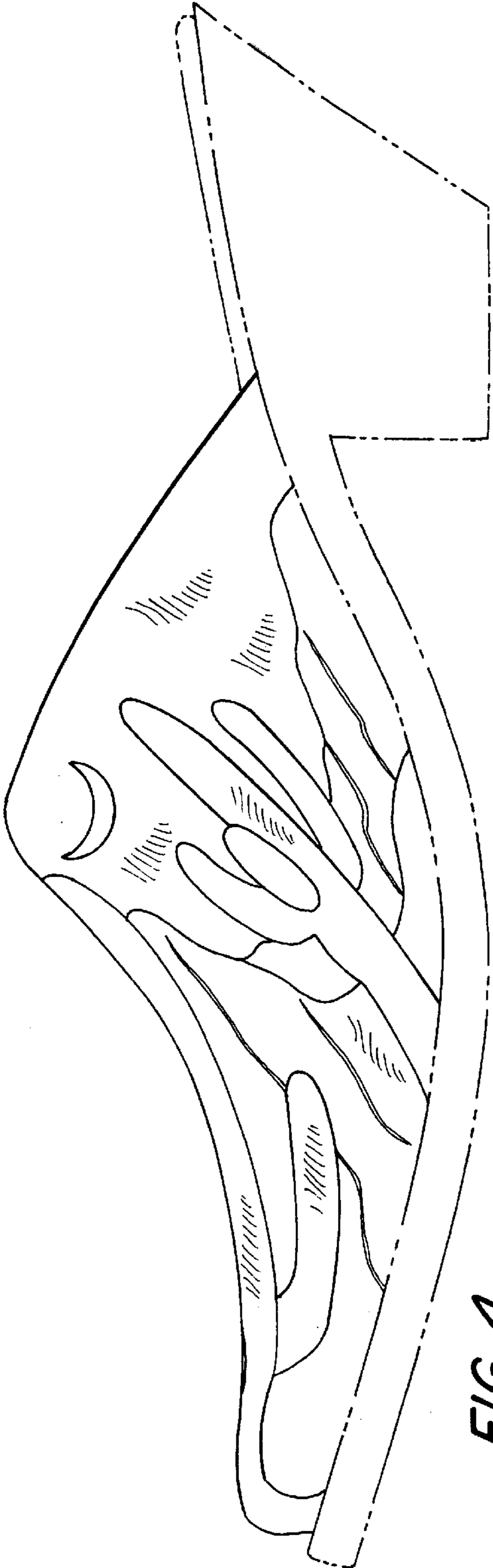


FIG. 4

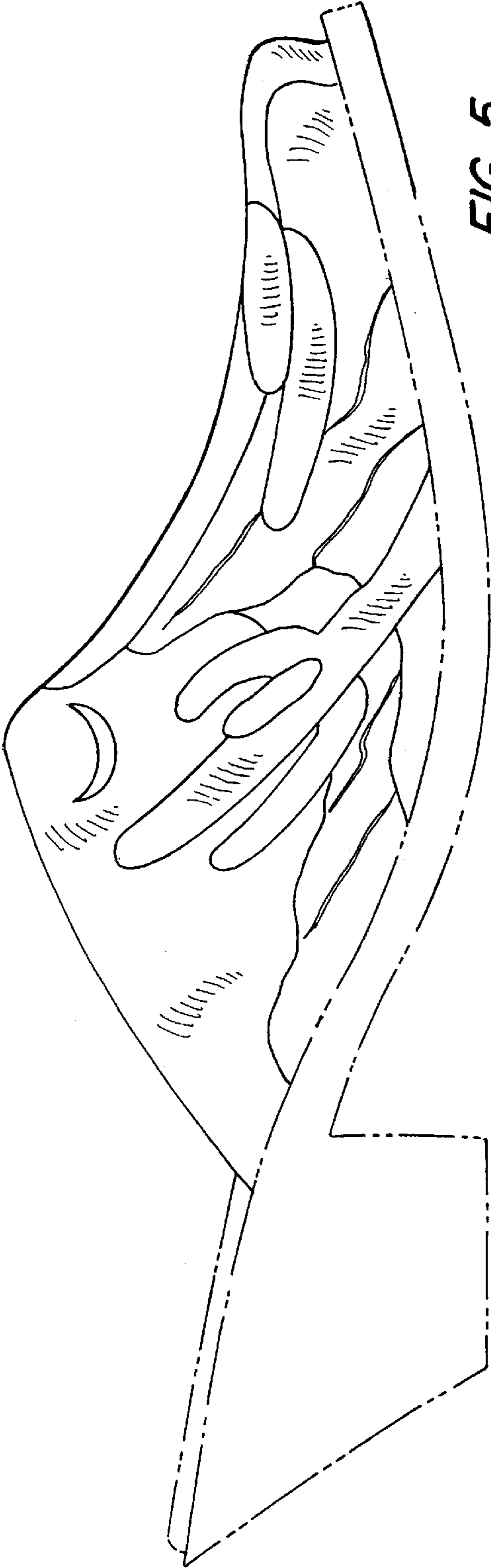


FIG. 5