

US00D540018S

(12) **United States Design Patent**  
**Belley et al.**

(10) **Patent No.:** **US D540,018 S**

(45) **Date of Patent:** **\*\* Apr. 10, 2007**

(54) **FOOTWEAR UPPER**

(75) Inventors: **Manon Belley**, Laval (CA); **Grant A. Urie**, Shelburne, VT (US); **Cristian Ardissono**, Montebelluna (IT)

(73) Assignee: **Wolverine World Wide, Inc.**, Rockford, MI (US)

(\*\*) Term: **14 Years**

(21) Appl. No.: **29/233,950**

(22) Filed: **Jul. 12, 2005**

(51) **LOC (8) Cl.** ..... **02-99**

(52) **U.S. Cl.** ..... **D2/969; D2/903**

(58) **Field of Classification Search** ..... D2/902,  
D2/905-908, 943, 944, 969, 972-974, 903;  
36/45, 50.1, 77 M, 77 R, 83, 88, 113, 114,  
36/126-131

See application file for complete search history.

(56) **References Cited**

**U.S. PATENT DOCUMENTS**

D441,180 S	*	5/2001	Matis et al.	.....	D2/969
D444,936 S		7/2001	Matis et al.		
D475,186 S	*	6/2003	Shea et al.	.....	D2/969
D485,668 S	*	1/2004	Galway	.....	D2/969
D487,620 S	*	3/2004	Robbins	.....	D2/969
D487,622 S	*	3/2004	Rogers et al.	.....	D2/969
D487,624 S	*	3/2004	Rogers et al.	.....	D2/969
D492,098 S	*	6/2004	Magro	.....	D2/907
D493,949 S	*	8/2004	Magro	.....	D2/907
D495,862 S	*	9/2004	Riosa	.....	D2/969
D504,215 S	*	4/2005	Matis et al.	.....	D2/969

D504,561 S	*	5/2005	Matis	.....	D2/969
D505,003 S	*	5/2005	Robbins et al.	.....	D2/969
D506,599 S	*	6/2005	Matis	.....	D2/969
D506,601 S	*	6/2005	Bandini et al.	.....	D2/969
D511,609 S	*	11/2005	Magro et al.	.....	D2/908
D514,300 S	*	2/2006	McDonald	.....	D2/969
D514,792 S	*	2/2006	Ardissono	.....	D2/969
D530,069 S	*	10/2006	Schoenborn et al.	.....	D2/969

\* cited by examiner

*Primary Examiner*—Dominic Simone

(74) *Attorney, Agent, or Firm*—Warner Norcross & Judd LLP

(57) **CLAIM**

The ornamental design for footwear upper, as shown and described.

**DESCRIPTION**

FIG. 1 is a perspective view of the footwear upper embodying the new design;

FIG. 2 is a top plan view thereof;

FIG. 3 is a right side view thereof;


FIG. 4 is a left side view thereof;

FIG. 5 is a front view thereof; and,

FIG. 6 is a rear view thereof.

FIGS. 1-6 show features of an article of footwear in phantom lines. These features are shown for environmental purposes and do not form any part of the claimed design. Further, the phantom lines immediately adjacent the solid-line portions of the design form the boundary of the design, with the phantom lines forming no part of the claimed design.

**1 Claim, 4 Drawing Sheets**



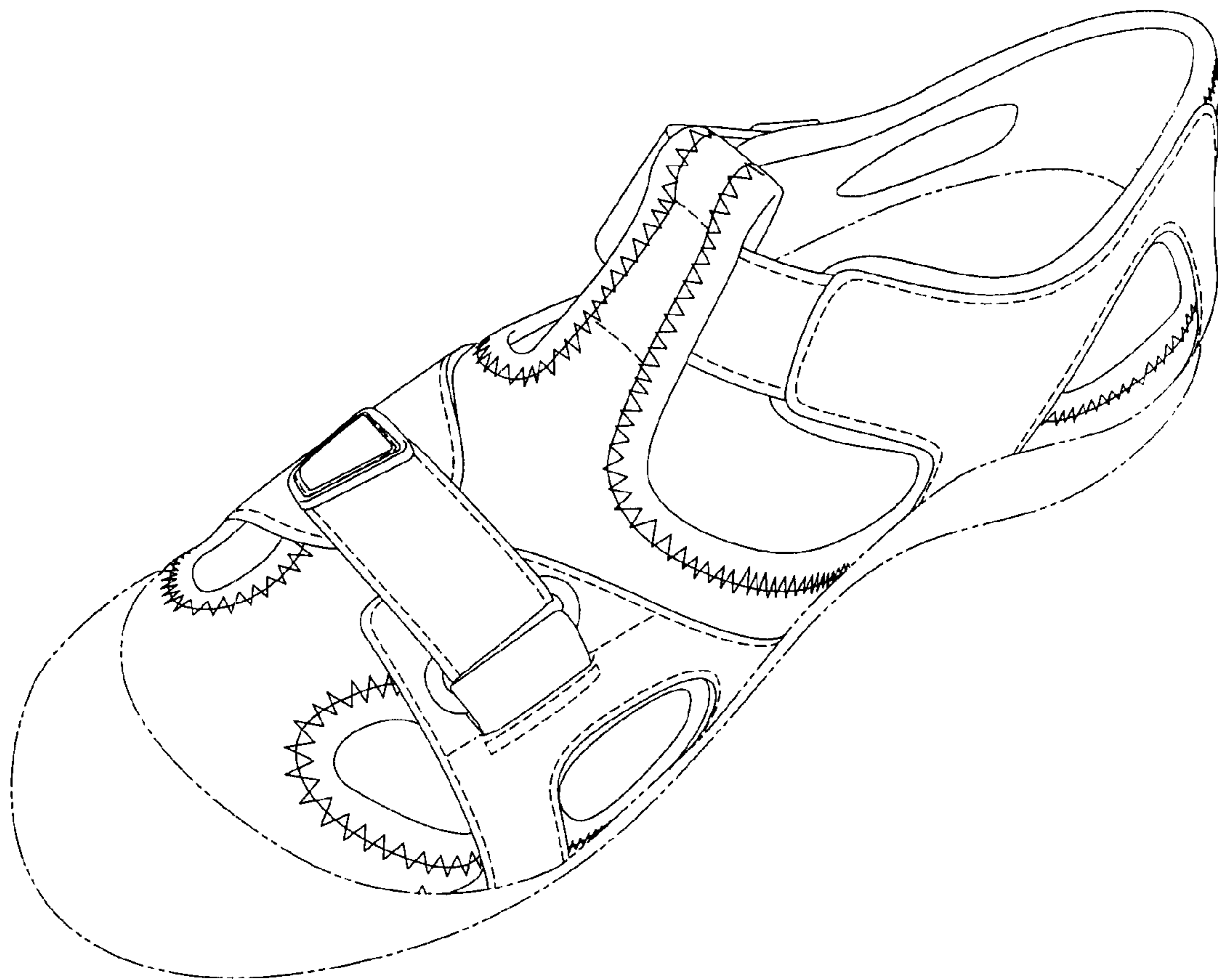


Fig. 1

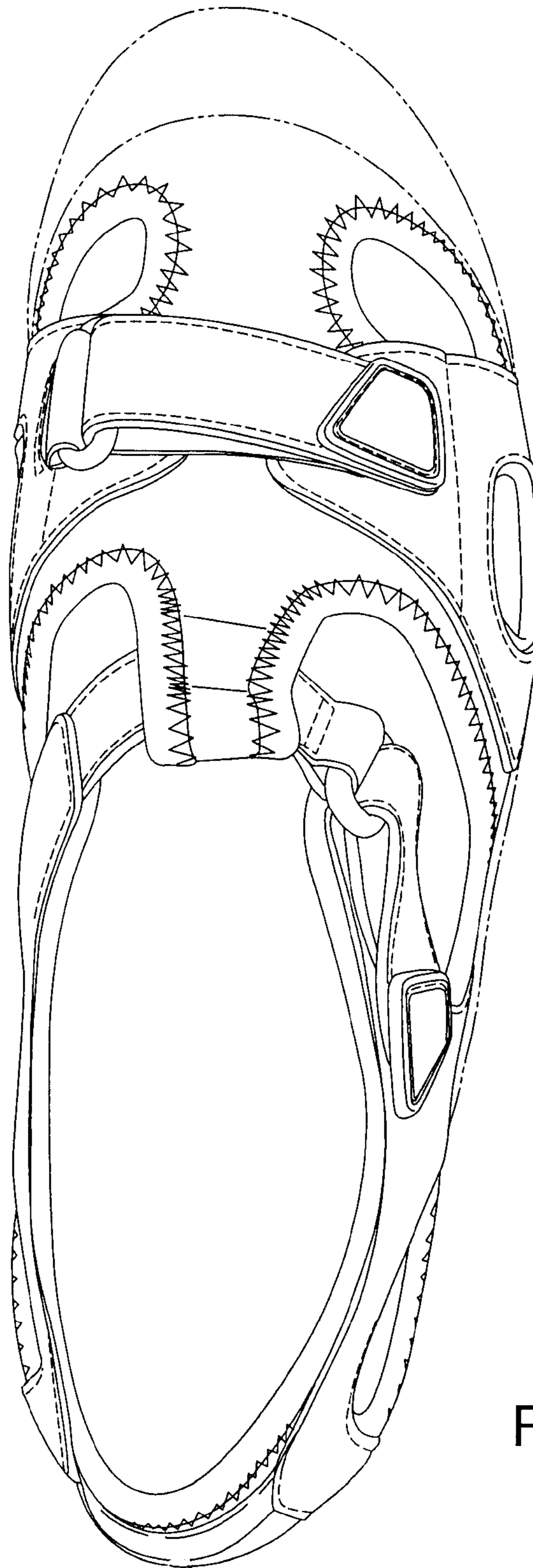


Fig. 2

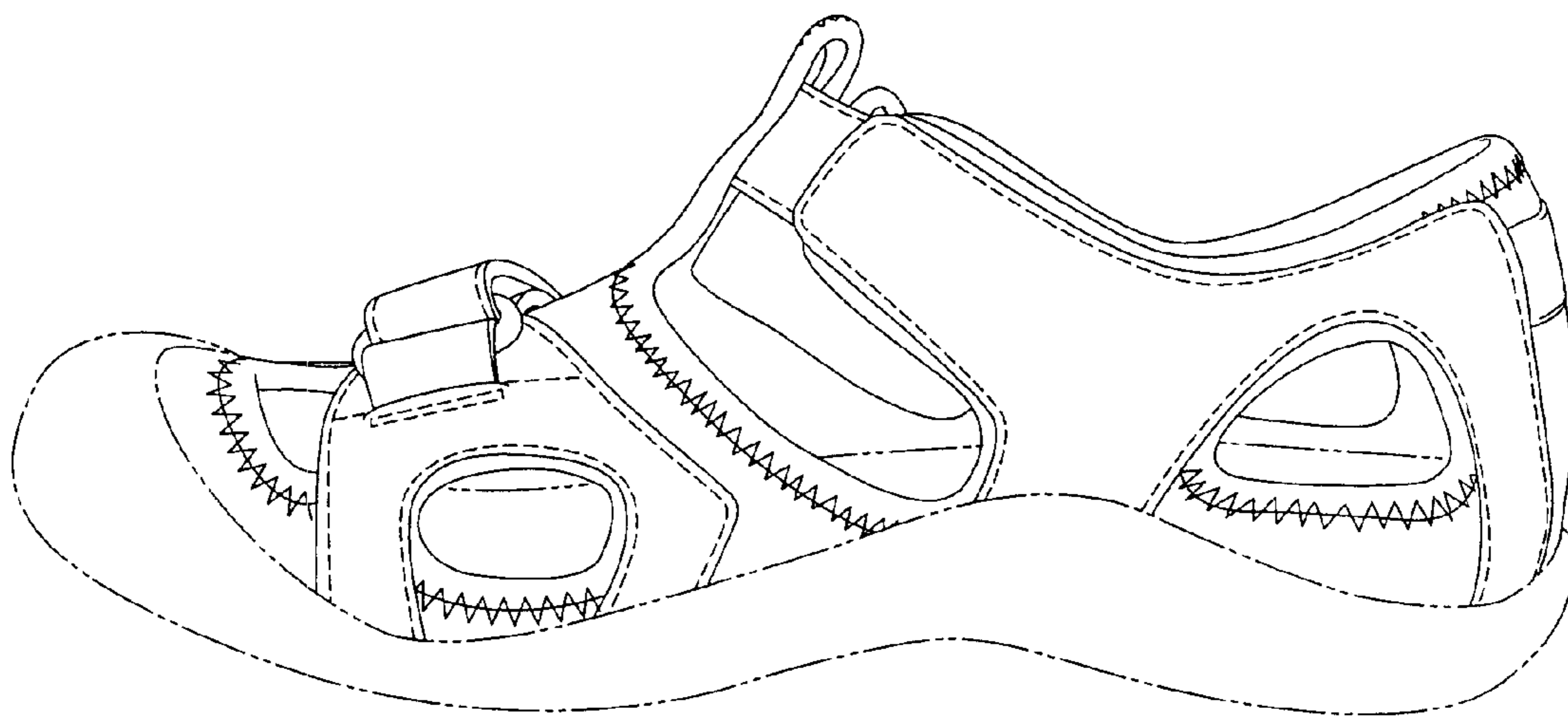


Fig. 3




Fig. 4

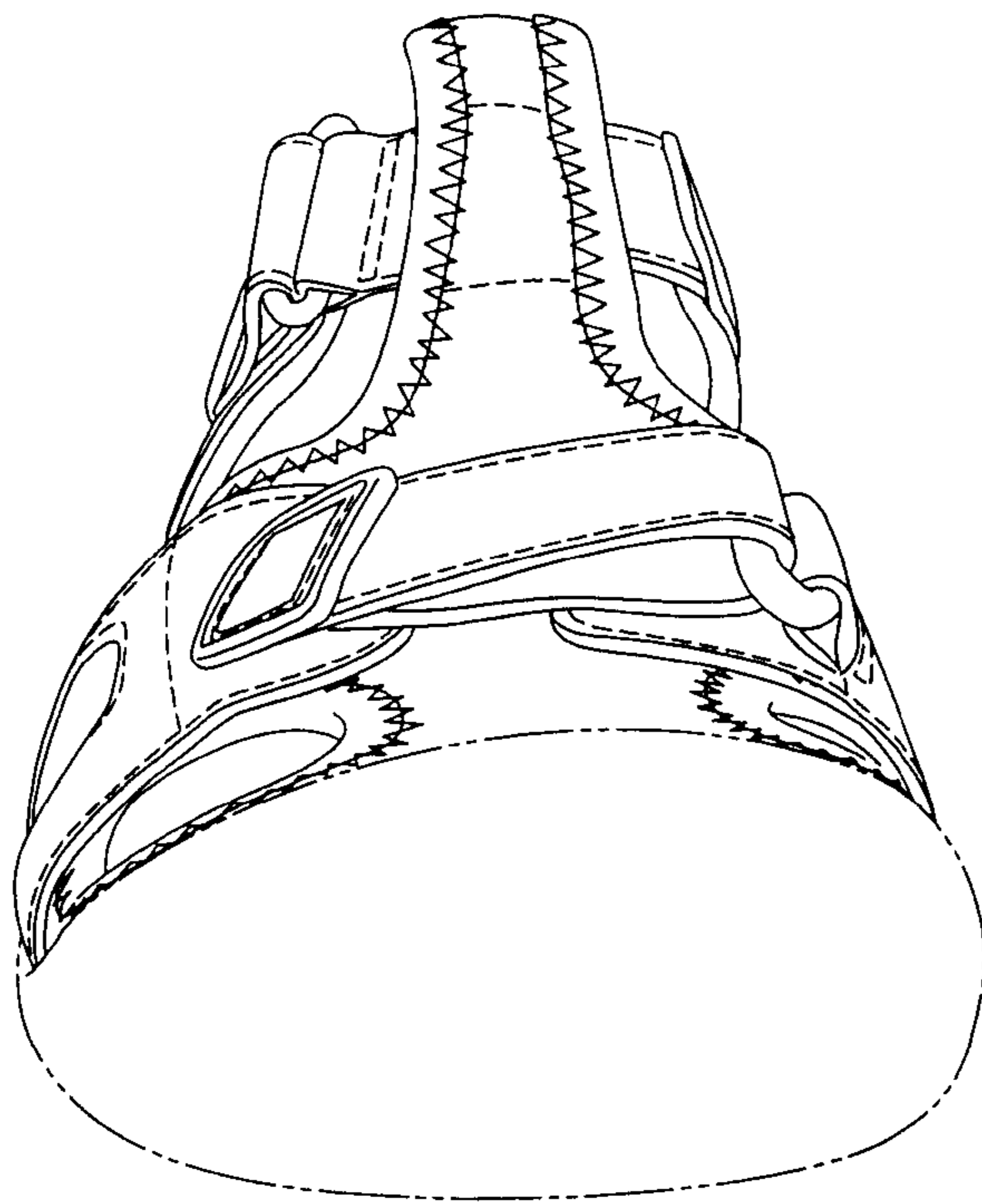


Fig. 5

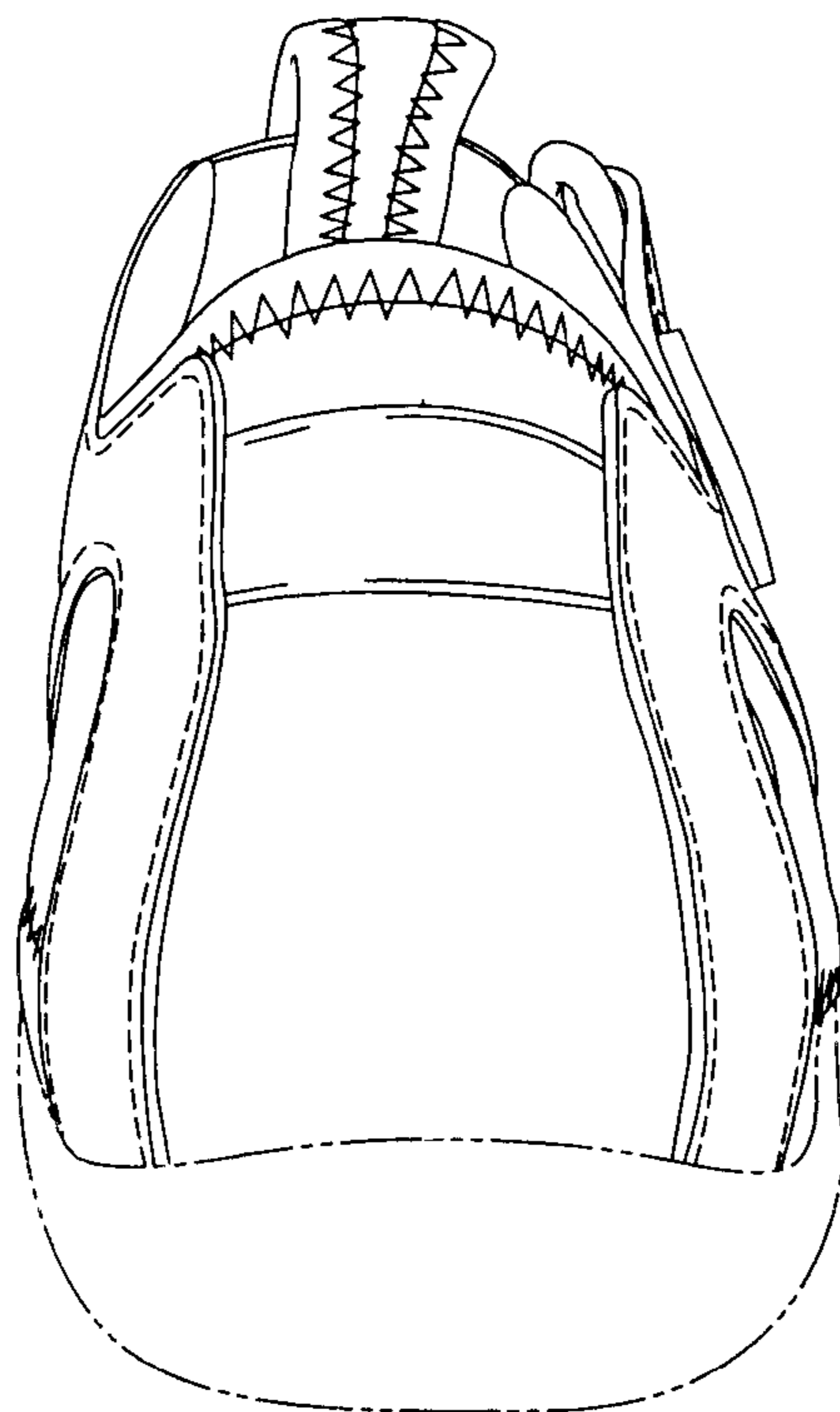


Fig. 6