



US00D540017S

(12) **United States Design Patent**  
**Belley et al.**

(10) **Patent No.:** **US D540,017 S**

(45) **Date of Patent:** **\*\* Apr. 10, 2007**

(54) **FOOTWEAR UPPER**

D487,959 S \* 4/2004 Belley et al. .... D2/969  
D499,864 S 12/2004 Belley et al.  
D500,196 S 12/2004 Belley

(75) Inventors: **Manon Belley**, Laval (CA); **Grant A. Urie**, Shelburne, VT (US); **Martin W. F. Dean**, St. Albans (GB)

\* cited by examiner

(73) Assignee: **Wolverine World Wide, Inc.**,  
Rockford, MI (US)

*Primary Examiner*—Stella Reid  
*Assistant Examiner*—Rashida C. McCoy

(\*\*) Term: **14 Years**

(74) *Attorney, Agent, or Firm*—Warner Norcross & Judd  
LLP

(21) Appl. No.: **29/231,287**

(57) **CLAIM**

(22) Filed: **Jun. 2, 2005**

The ornamental design for footwear upper, as shown and described.

(51) **LOC (8) Cl.** ..... **02-04**

**DESCRIPTION**

(52) **U.S. Cl.** ..... **D2/969**

(58) **Field of Classification Search** ..... D2/969,  
D2/896, 900–907, 943, 972; 36/3 A, 45,  
36/113

See application file for complete search history.

FIG. 1 is a perspective view of the footwear upper embodying the new design;  
FIG. 2 is a top plan view thereof;  
FIG. 3 is a right side view thereof;  
FIG. 4 is a left side view thereof;  
FIG. 5 is a front view thereof; and,  
FIG. 6 is a rear view thereof.

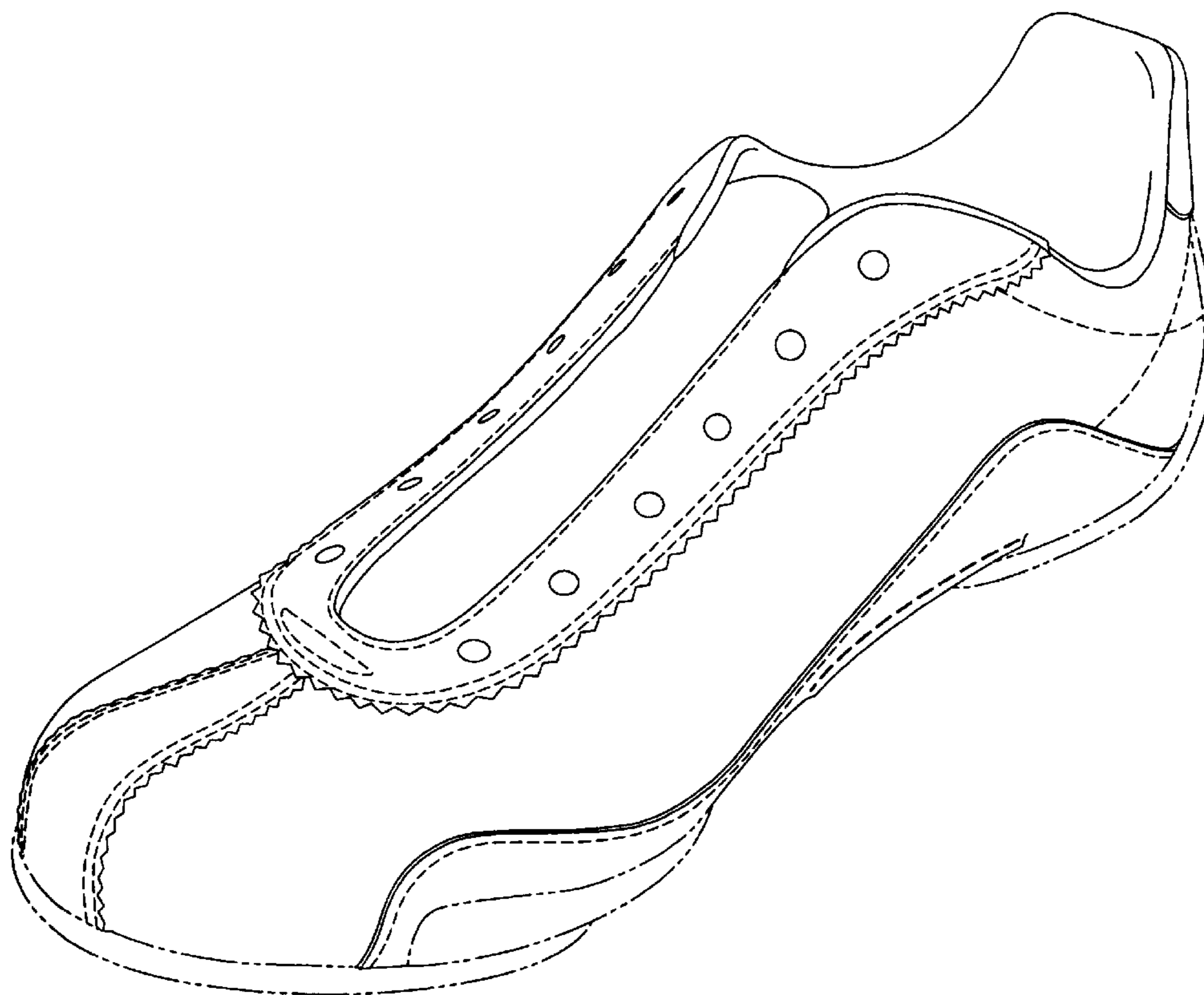
(56) **References Cited**

**U.S. PATENT DOCUMENTS**

D326,763 S \* 6/1992 Holbrook ..... D2/907  
D333,205 S \* 2/1993 Zelenko ..... D2/969  
D344,397 S \* 2/1994 Zelenko ..... D2/972  
D393,349 S \* 4/1998 Backus ..... D2/972  
D456,597 S \* 5/2002 Adams ..... D2/969  
D484,675 S \* 1/2004 Burg et al. .... D2/972  
D487,335 S \* 3/2004 Robbins ..... D2/969  
D487,957 S \* 4/2004 Robbins ..... D2/969

FIGS. 1–6 show features of an article of footwear in phantom lines. These features are shown for environmental purposes and do not form any part of the claimed design. Further, the phantom lines immediately adjacent the solid-line portions of the design form the boundary of the design, with the phantom lines forming no part of the claimed design.

**1 Claim, 4 Drawing Sheets**



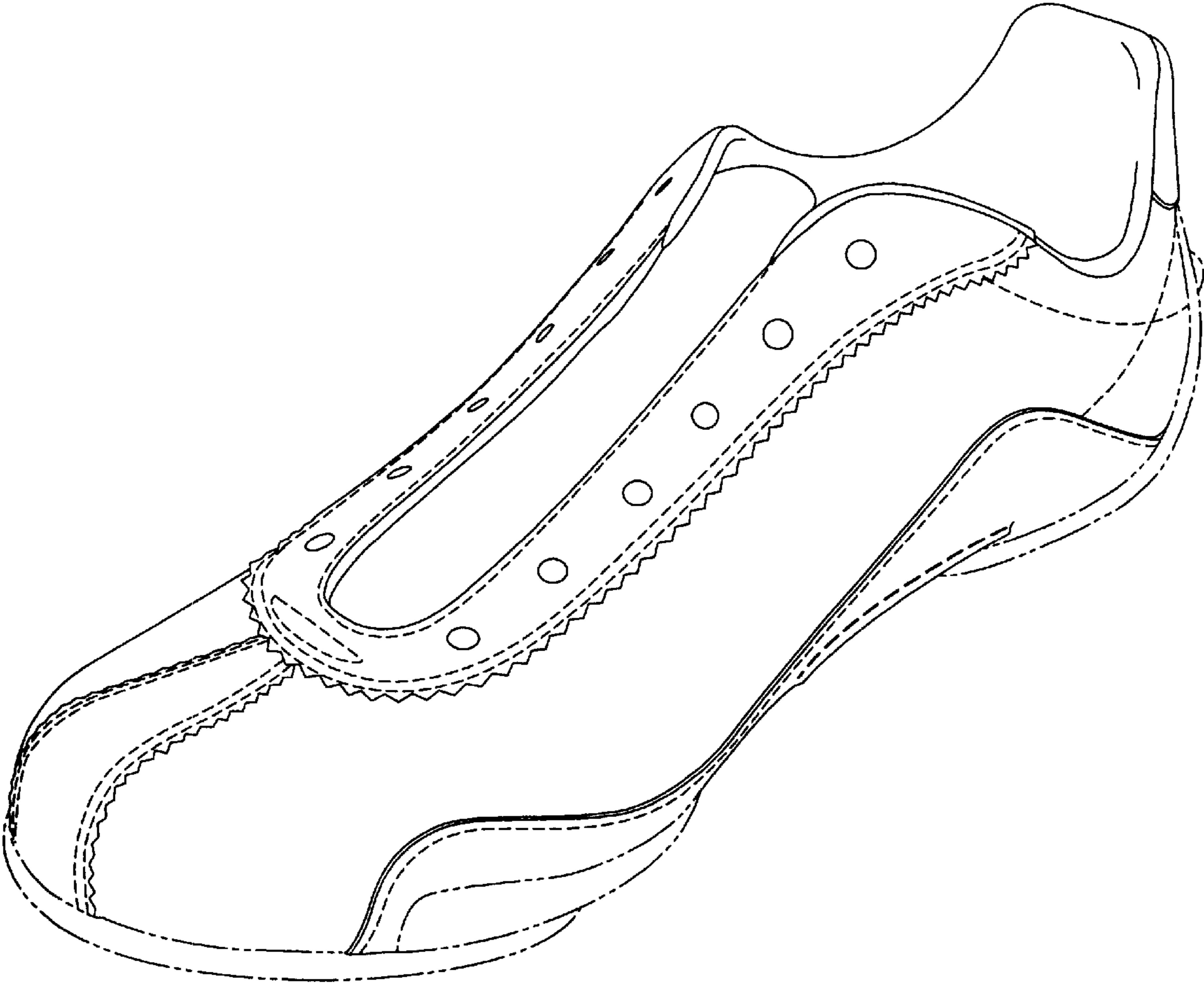


Fig. 1

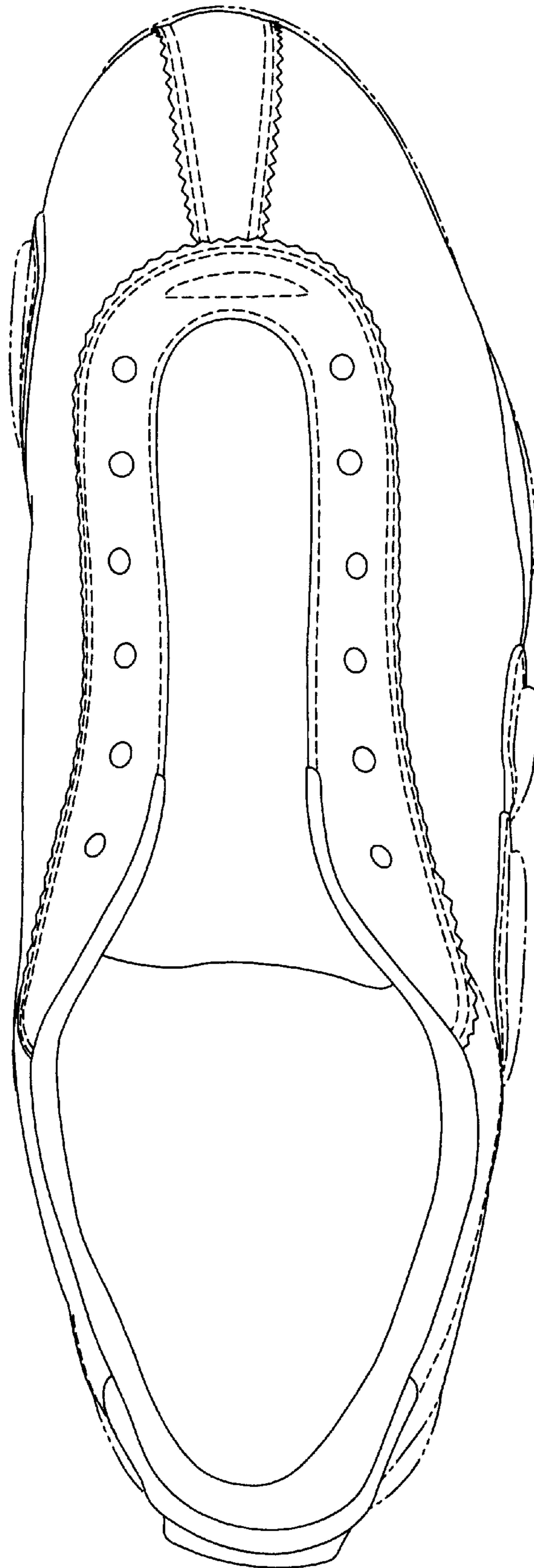


Fig. 2

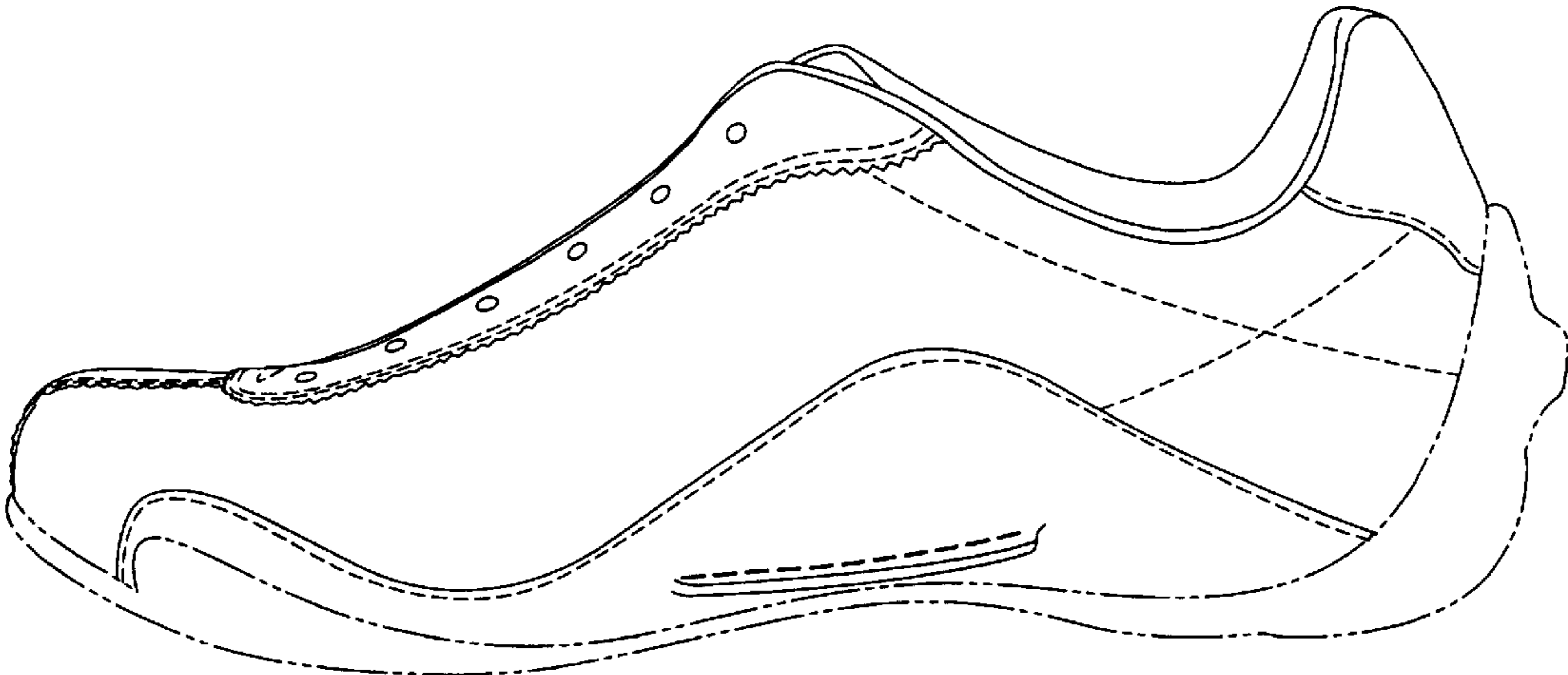


Fig. 3




Fig. 4

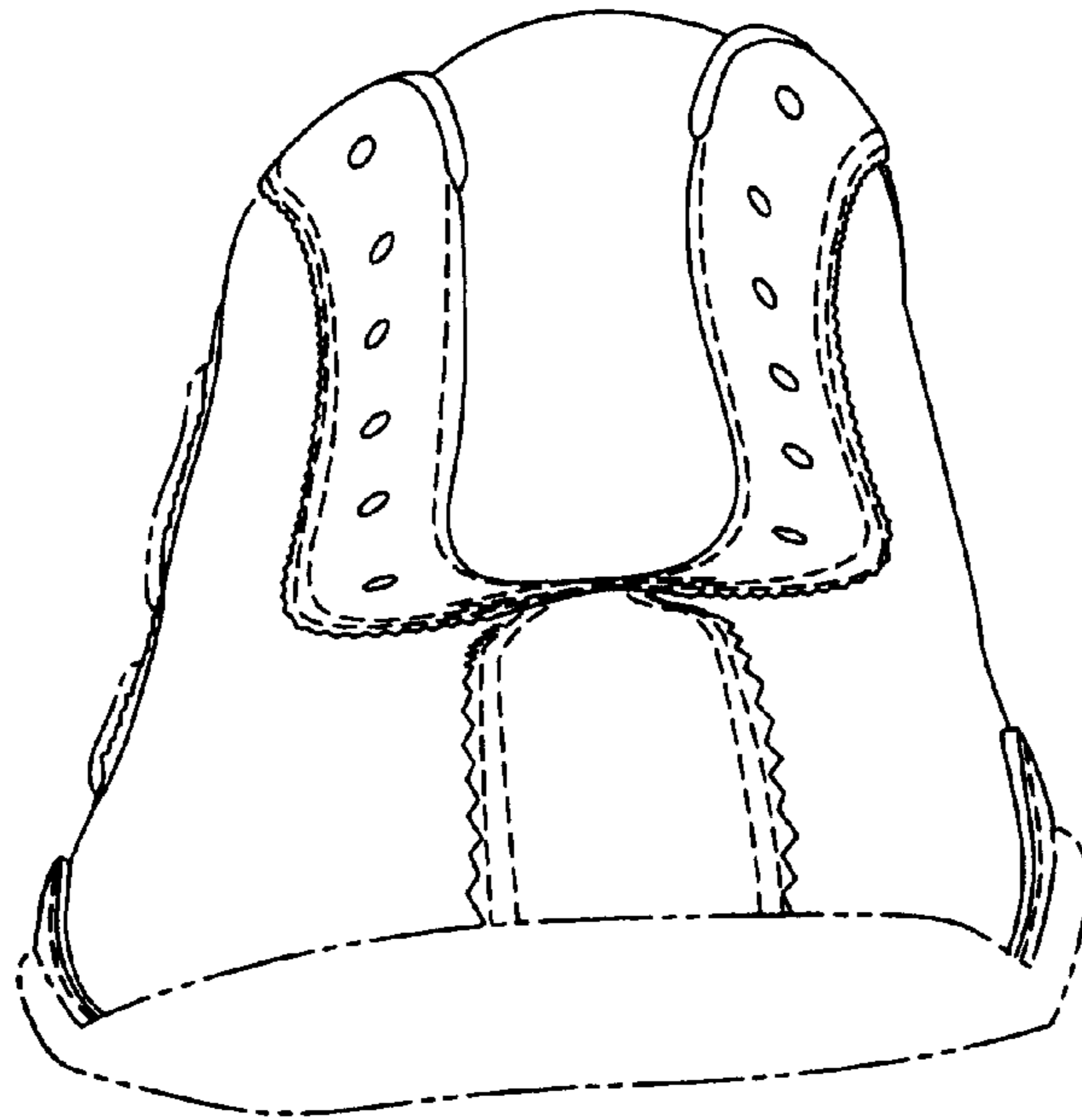


Fig. 5

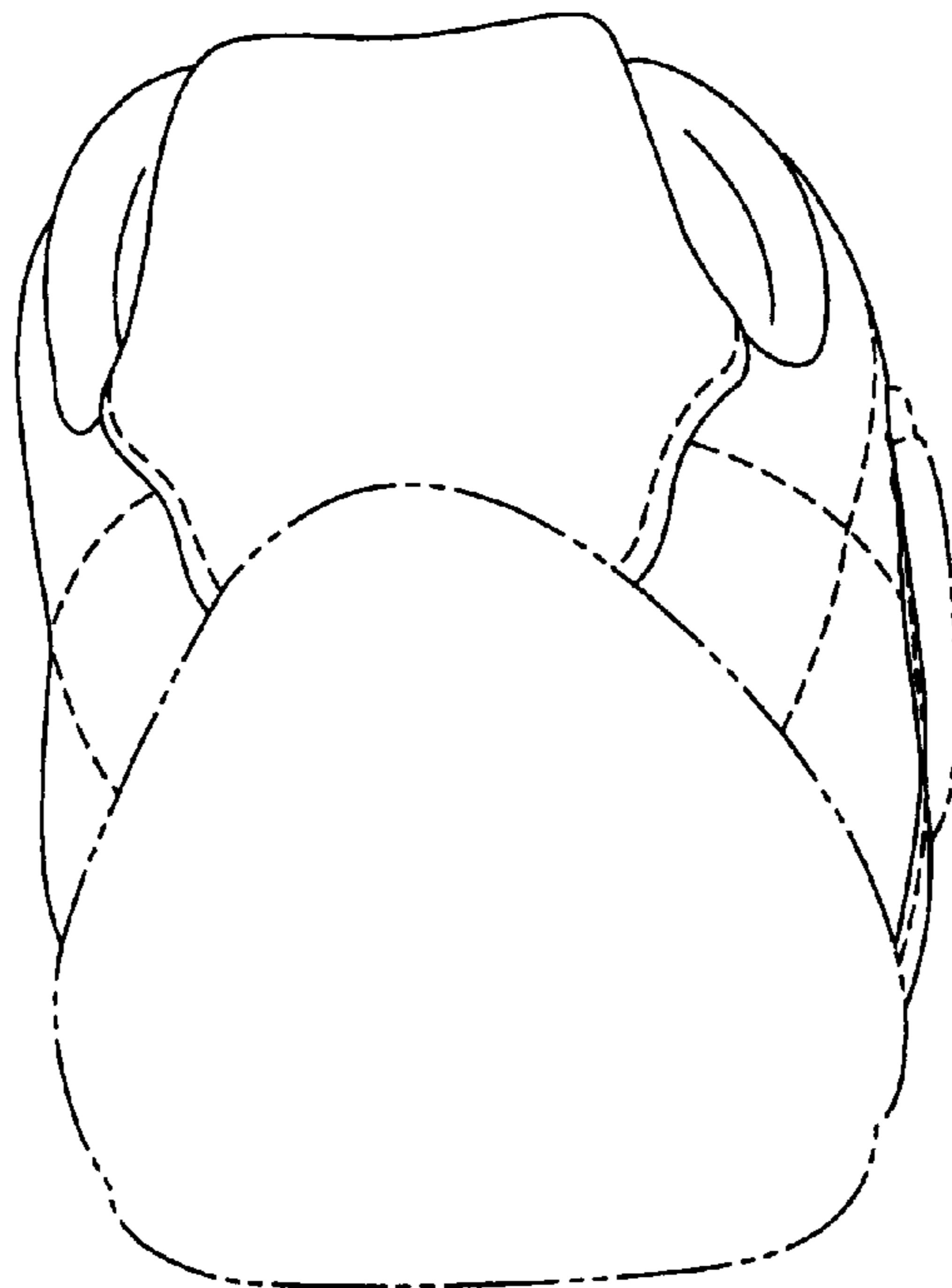


Fig. 6