

US00D540012S

(12) **United States Design Patent** (10) **Patent No.:** **US D540,012 S**  
**Robinson, Jr. et al.** (45) **Date of Patent:** **\*\* Apr. 10, 2007**

(54) **GOLF SHOE OUTSOLE**

(75) Inventors: **Douglas K. Robinson, Jr.**, Mansfield, MA (US); **John J. Erickson**, Brockton, MA (US); **John F. Lane, III**, Weymouth, MA (US); **James M. Feeney**, Marion, MA (US); **Richard A. Mochen**, Milton, MA (US); **Hetal M. Parekh**, Framingham, MA (US)

(73) Assignee: **Acushnet Company**, Fairhaven, MA (US)

(\*\*) Term: **14 Years**

(21) Appl. No.: **29/222,391**

(22) Filed: **Jan. 28, 2005**

(51) **LOC (8) Cl.** ..... **02-04**

(52) **U.S. Cl.** ..... **D2/951; D2/952; D2/953; D2/954; D2/959**

(58) **Field of Classification Search** ..... D2/902, D2/946-949, 951-960, 962; 36/3 B, 22 R, 36/24.5, 25 R, 28, 32 R, 34 R, 67 A, 59 C, 36/127

See application file for complete search history.

6,016,613 A \* 1/2000 Campbell et al. .... 36/59 C  
D420,209 S \* 2/2000 Singer ..... D2/951  
D420,496 S \* 2/2000 Singer ..... D2/951  
6,023,860 A \* 2/2000 McMullin ..... 36/127  
D424,288 S \* 5/2000 Erickson et al. .... D2/960  
6,161,315 A \* 12/2000 Dalton ..... 36/134  
D449,920 S \* 11/2001 Yu ..... D2/962  
D452,062 S \* 12/2001 Savoie ..... D2/962  
D455,543 S \* 4/2002 Feeney et al. .... D2/953  
D463,902 S \* 10/2002 Yang ..... D2/962  
D468,084 S \* 1/2003 Lin ..... D2/962  
D468,515 S \* 1/2003 Lane et al. .... D2/951  
D469,244 S \* 1/2003 Robinson et al. .... D2/951  
D483,175 S \* 12/2003 Robinson et al. .... D2/954  
D483,555 S \* 12/2003 Robinson et al. .... D2/954  
6,694,647 B1 \* 2/2004 Patterson et al. .... 36/127  
D487,332 S \* 3/2004 Robinson et al. .... D2/957  
D487,333 S \* 3/2004 Laska ..... D2/958  
D487,615 S \* 3/2004 Erickson et al. .... D2/955  
D493,609 S \* 8/2004 Robinson et al. .... D2/954  
D507,398 S \* 7/2005 Recchi ..... D2/957  
D507,400 S \* 7/2005 Robinson et al. .... D2/959  
D509,948 S \* 9/2005 Robinson et al. .... D2/953  
D510,796 S \* 10/2005 Erickson et al. .... D2/954  
D527,876 S \* 9/2006 Robinson et al. .... D2/953  
D527,877 S \* 9/2006 Robinson et al. .... D2/954  
2004/0231193 A1 \* 11/2004 Meschan ..... 36/25 R

\* cited by examiner

*Primary Examiner*—Celia A. Murphy  
(74) *Attorney, Agent, or Firm*—D. Michael Burns

(56) **References Cited**

U.S. PATENT DOCUMENTS

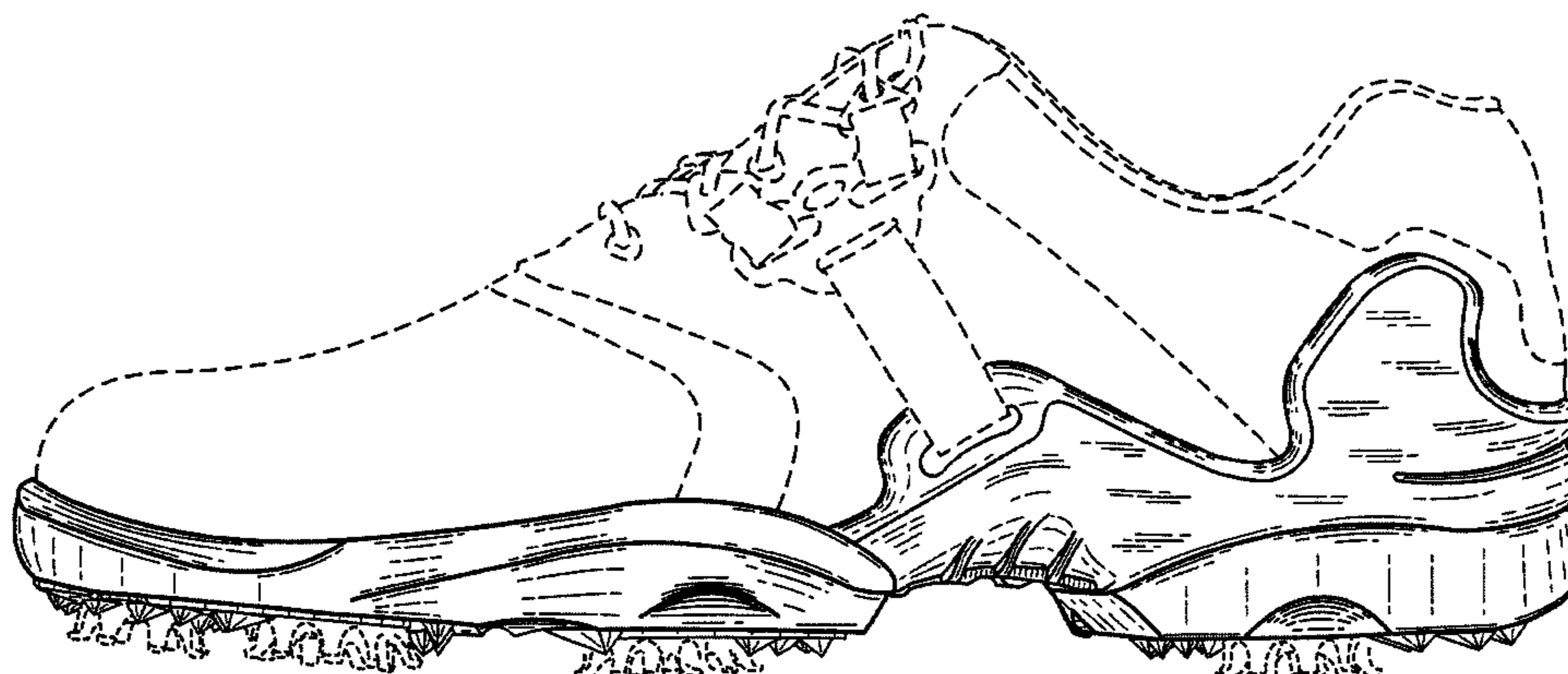
D147,383 S \* 8/1947 Shaffer ..... D2/955  
4,885,851 A \* 12/1989 Peterson ..... 36/127  
D327,975 S \* 7/1992 Saito et al. .... D2/962  
D328,518 S \* 8/1992 Kiyosawa ..... D2/949  
D342,152 S \* 12/1993 Saito et al. .... D2/962  
D368,157 S \* 3/1996 Erickson ..... D2/962  
D375,192 S \* 11/1996 Bathum ..... D2/962  
D379,709 S \* 6/1997 Francis et al. .... D2/906  
D384,496 S \* 10/1997 Erickson ..... D2/962  
5,815,949 A \* 10/1998 Sessa ..... 36/3 B  
D400,346 S \* 11/1998 Singer ..... D2/959  
D402,449 S \* 12/1998 Robinson et al. .... D2/951  
D403,147 S \* 12/1998 Erickson ..... D2/962  
D412,392 S \* 8/1999 Singer ..... D2/951  
D416,670 S \* 11/1999 Singer ..... D2/955

(57) **CLAIM**

The ornamental design for a golf shoe outsole, as shown and described.

**DESCRIPTION**

FIG. 1 is a perspective view of the golf shoe outsole showing our new design.  
FIG. 2 is a bottom plan view thereof.  
FIG. 3 is a top plan view thereof.  
FIG. 4 is a left side elevational view thereof  
FIG. 5 is a right side elevational view thereof.  
FIG. 6 is a rear elevational view thereof; and,  
FIG. 7 is a front elevational view thereof.



The broken lines showing the shoe upper throughout the views represent the portions of the design that form no part of the claim. The broken outline forming the letters, "F & J" as well as the outermost broken lines forming the cleats define the boundaries of the design. The broken lines and the areas within them, form no part of the claim.

**1 Claim, 4 Drawing Sheets**



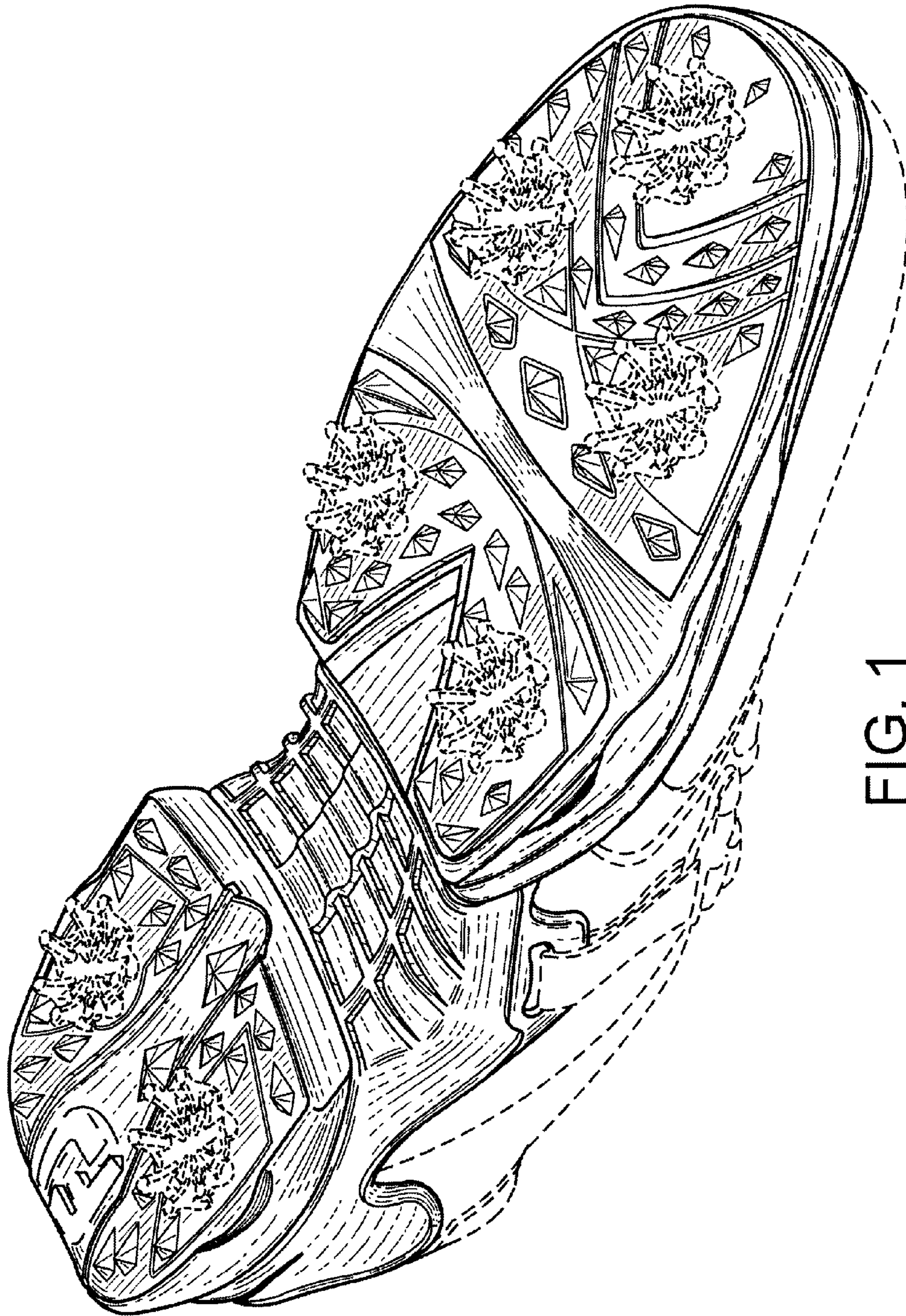


FIG. 1



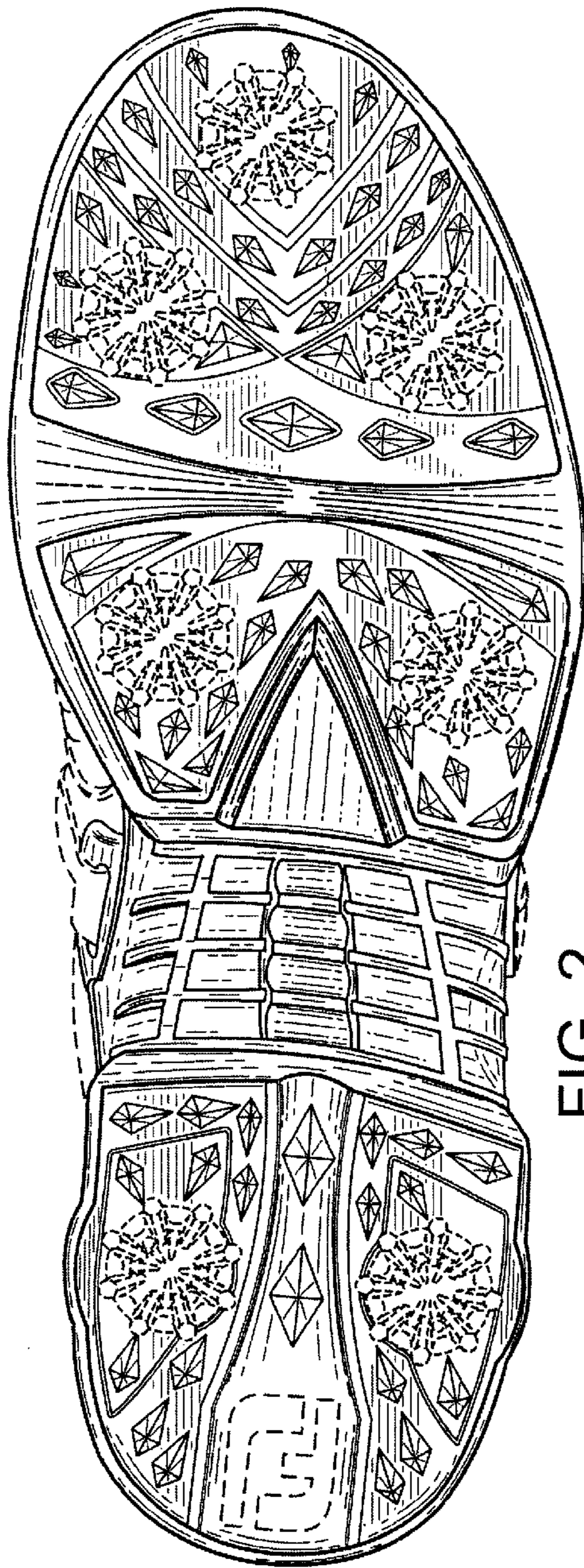


FIG. 2

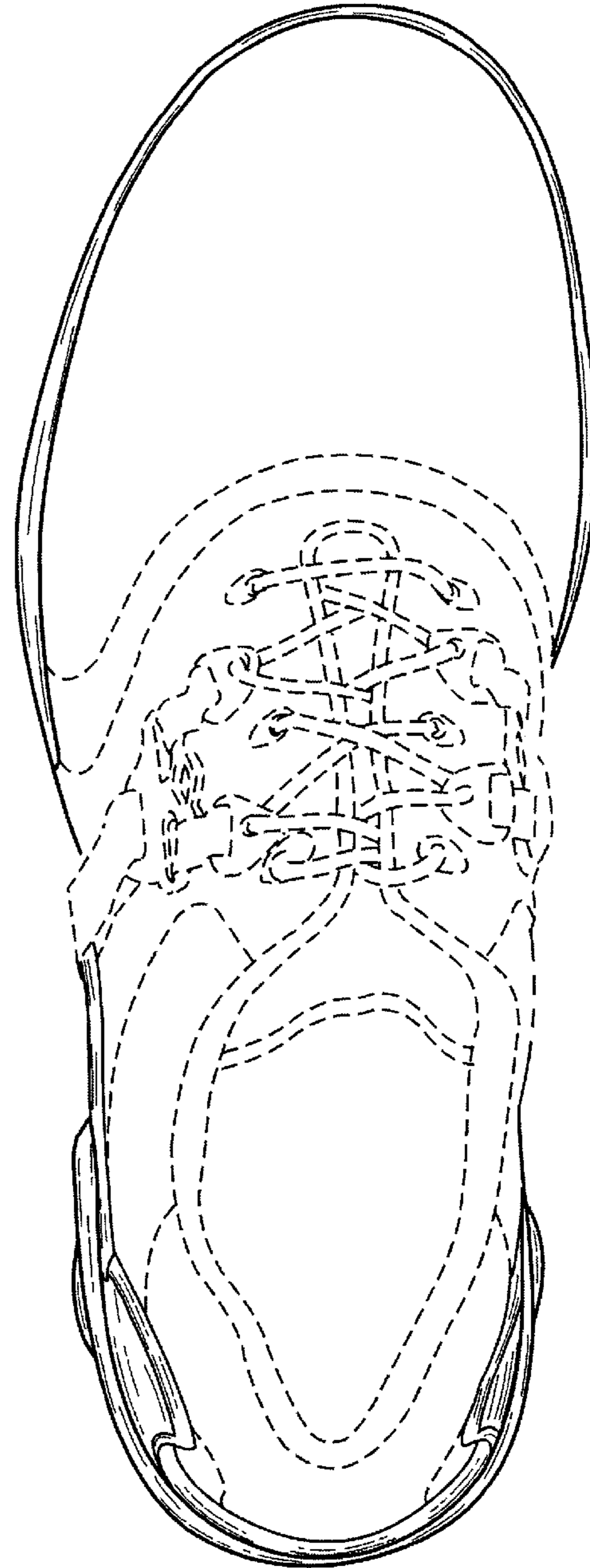


FIG. 3

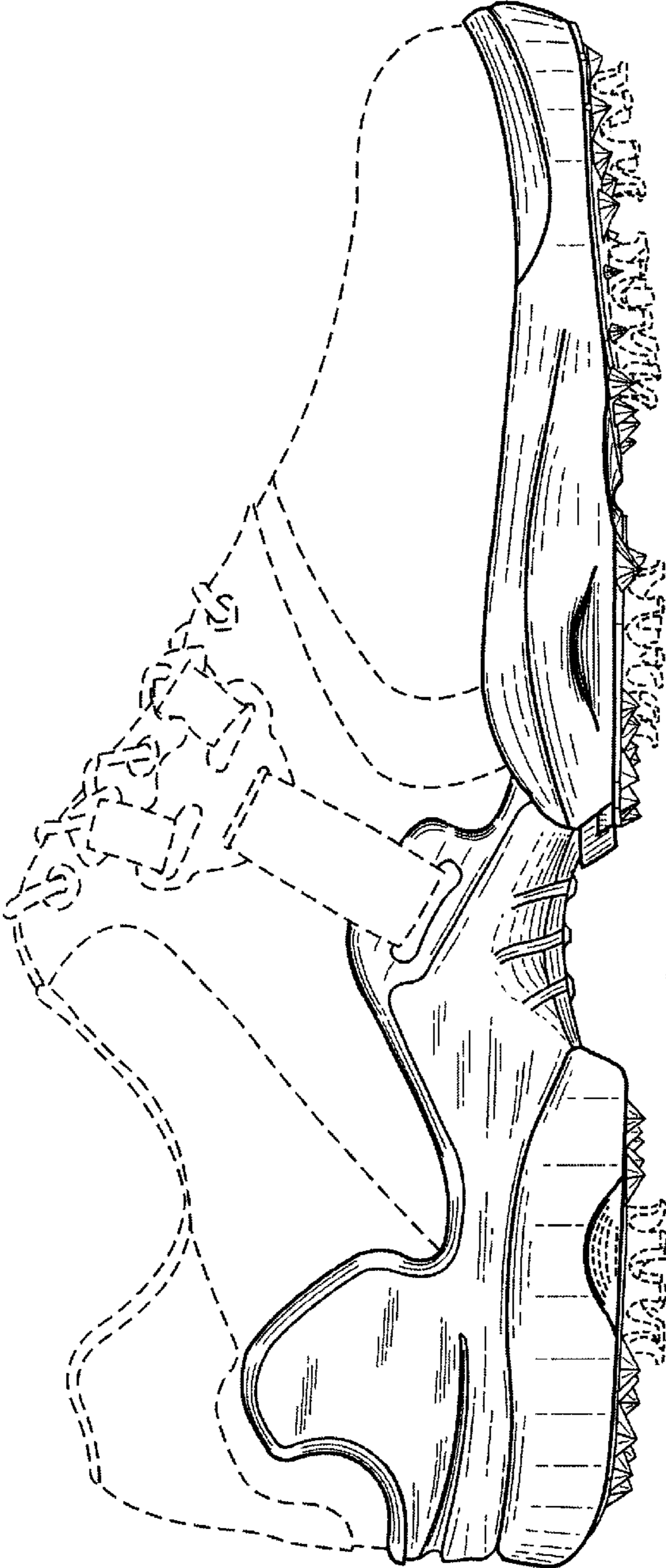


FIG. 4

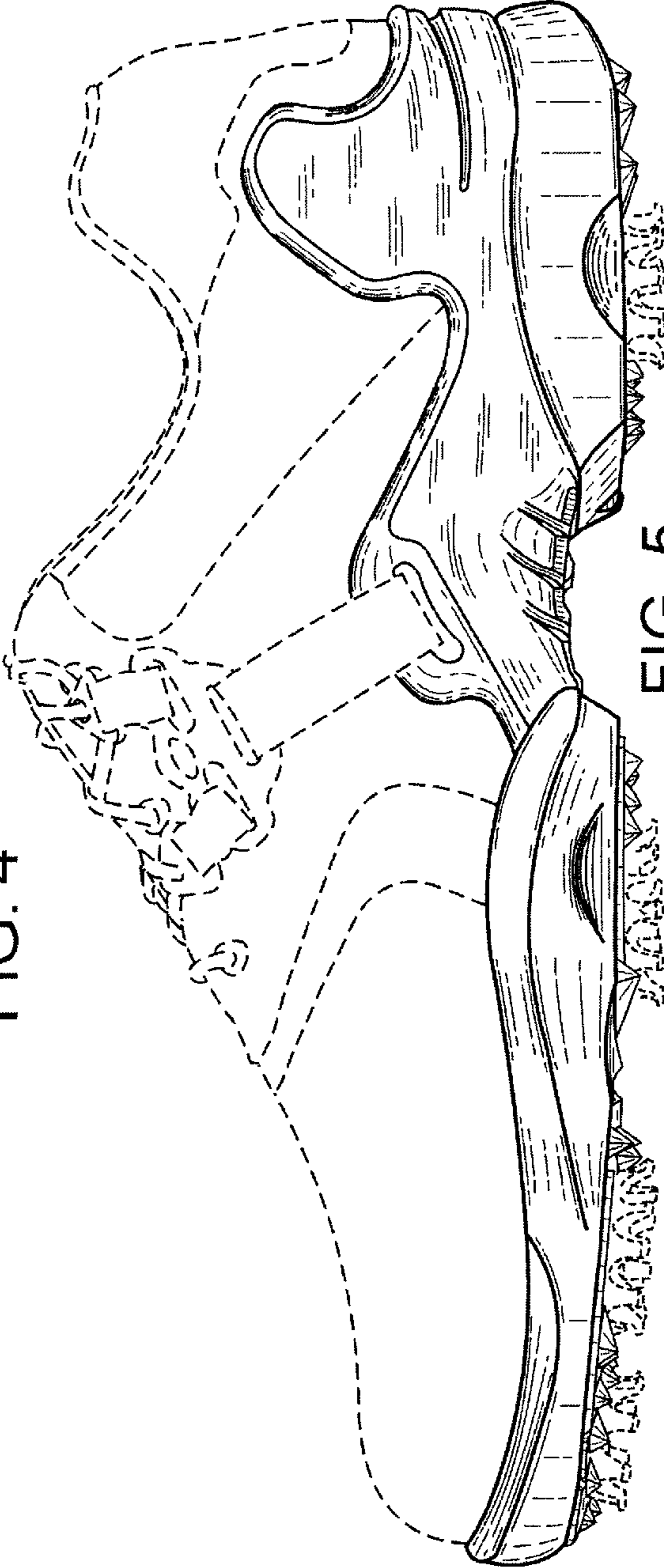


FIG. 5



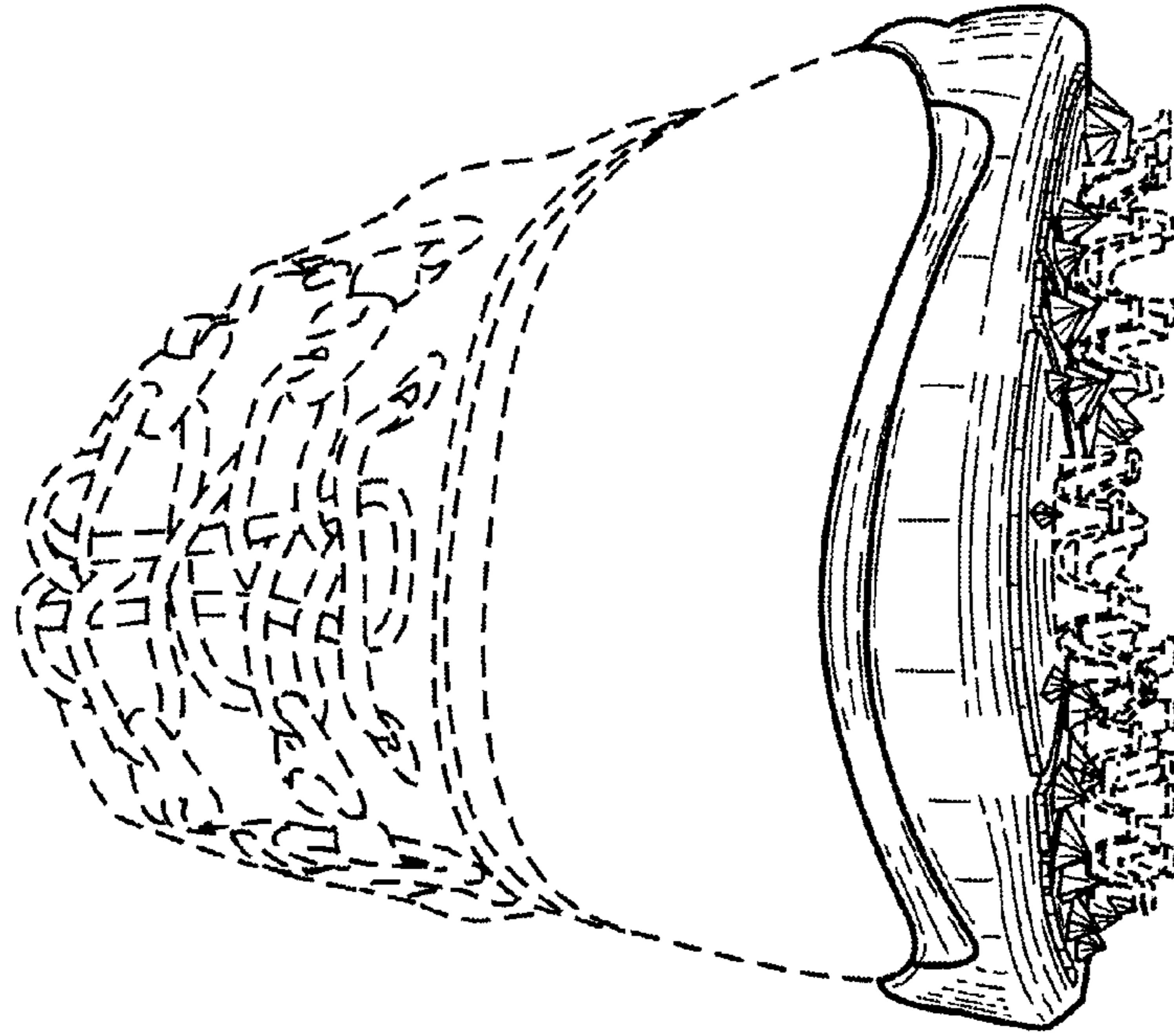


FIG. 7

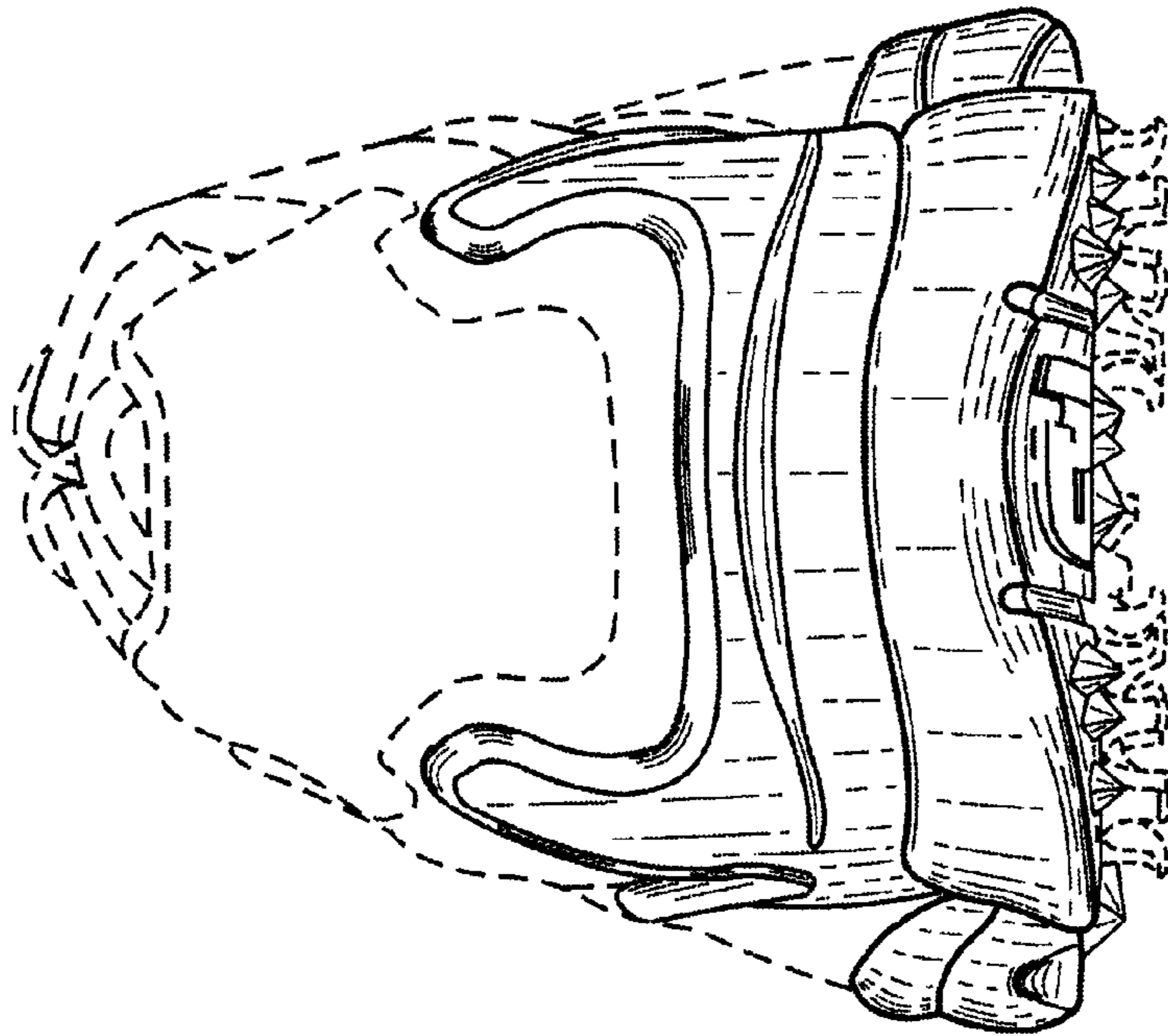


FIG. 6