



US00D540001S

(12) **United States Design Patent**  
**Zimmerman**

(10) **Patent No.:** **US D540,001 S**

(45) **Date of Patent:** **\*\* Apr. 3, 2007**

(54) **WASTEBASKET**

(75) Inventor: **Larry Gene Zimmerman**, Hollis, NH  
(US)

(73) Assignee: **Sterilite Corporation**, Townsend, MA  
(US)

(\*\*) Term: **14 Years**

(21) Appl. No.: **29/224,198**

(22) Filed: **Feb. 25, 2005**

(51) **LOC (8) Cl.** ..... **09-09**

(52) **U.S. Cl.** ..... **D34/9**

(58) **Field of Classification Search** ..... D34/1,  
D34/5, 6, 7, 8, 9, 10, 11; 220/908-911, 262-264  
See application file for complete search history.

(56) **References Cited**

**U.S. PATENT DOCUMENTS**

2,242,698	A	*	5/1941	Evitt	.....	220/263
3,008,604	A	*	11/1961	Garner	.....	220/87.1
D215,617	S	*	10/1969	Heck	.....	D34/8
D261,720	S	*	11/1981	Brazis	.....	D34/9
D319,905	S	*	9/1991	Hotchkiss	.....	D34/9
D322,350	S	*	12/1991	Craft et al.	.....	D34/9
D332,852	S	*	1/1993	Delmerico	.....	D34/9
D381,784	S	*	7/1997	Keller et al.	.....	D34/9
D472,688	S	*	4/2003	Lin	.....	D34/9
D481,187	S	*	10/2003	Sofy et al.	.....	D34/9
D482,832	S	*	11/2003	Lin	.....	D34/9
D489,503	S	*	5/2004	Lin	.....	D34/9

D489,856	S	*	5/2004	Yang et al.	.....	D34/9
D490,583	S	*	5/2004	Yang et al.	.....	D34/9
D490,954	S	*	6/2004	Brand	.....	D34/9
D494,724	S	*	8/2004	Lin	.....	D34/9
D507,090	S	*	7/2005	Yang et al.	.....	D34/9
D509,036	S	*	8/2005	Lin	.....	D34/9
D510,167	S	*	9/2005	Lin	.....	D34/9
D517,763	S	*	3/2006	Daams	.....	D34/9
D518,266	S	*	3/2006	Yang et al.	.....	D34/9
D522,203	S	*	5/2006	Lin	.....	D34/9
2004/0020928	A1	*	2/2004	Lin	.....	220/263

\* cited by examiner

*Primary Examiner*—Cynthia E. Ramirez

(74) *Attorney, Agent, or Firm*—Wilmer Cutler Pickering  
Hale and Dorr LLP

(57) **CLAIM**

The ornamental design for a wastebasket, as shown.

**DESCRIPTION**

FIG. 1 is a perspective view of a wastebasket showing my new design;

FIG. 2 is a front view thereof;

FIG. 3 is a right side view thereof;


FIG. 4 is a rear view thereof;


FIG. 5 is a top view thereof; and,

FIG. 6 is a bottom view thereof.


The broken line showing of elements in FIGS. 2, 4 and 6 is for illustrative purposes only and forms no part of the claimed design.

**1 Claim, 2 Drawing Sheets**

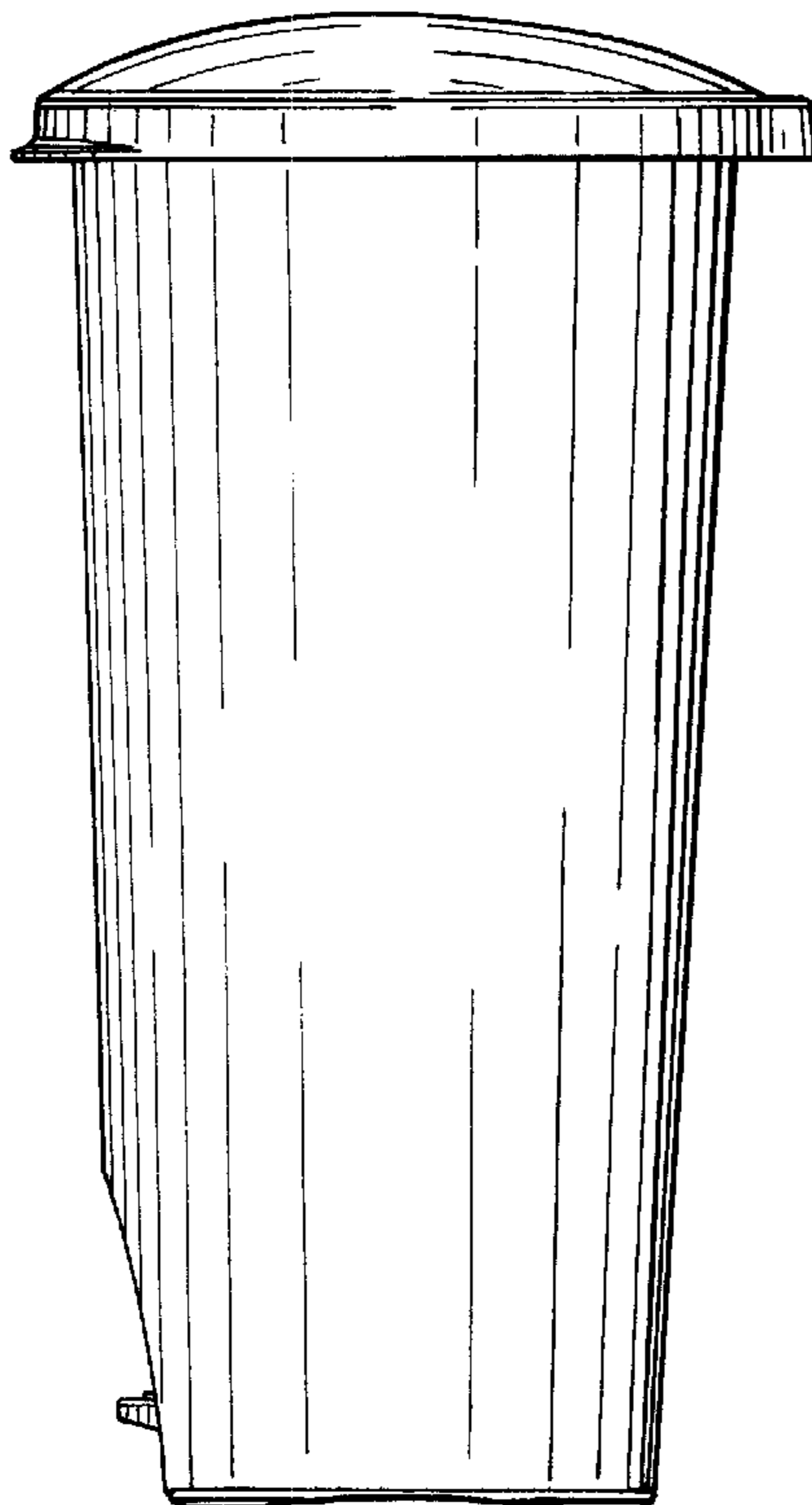




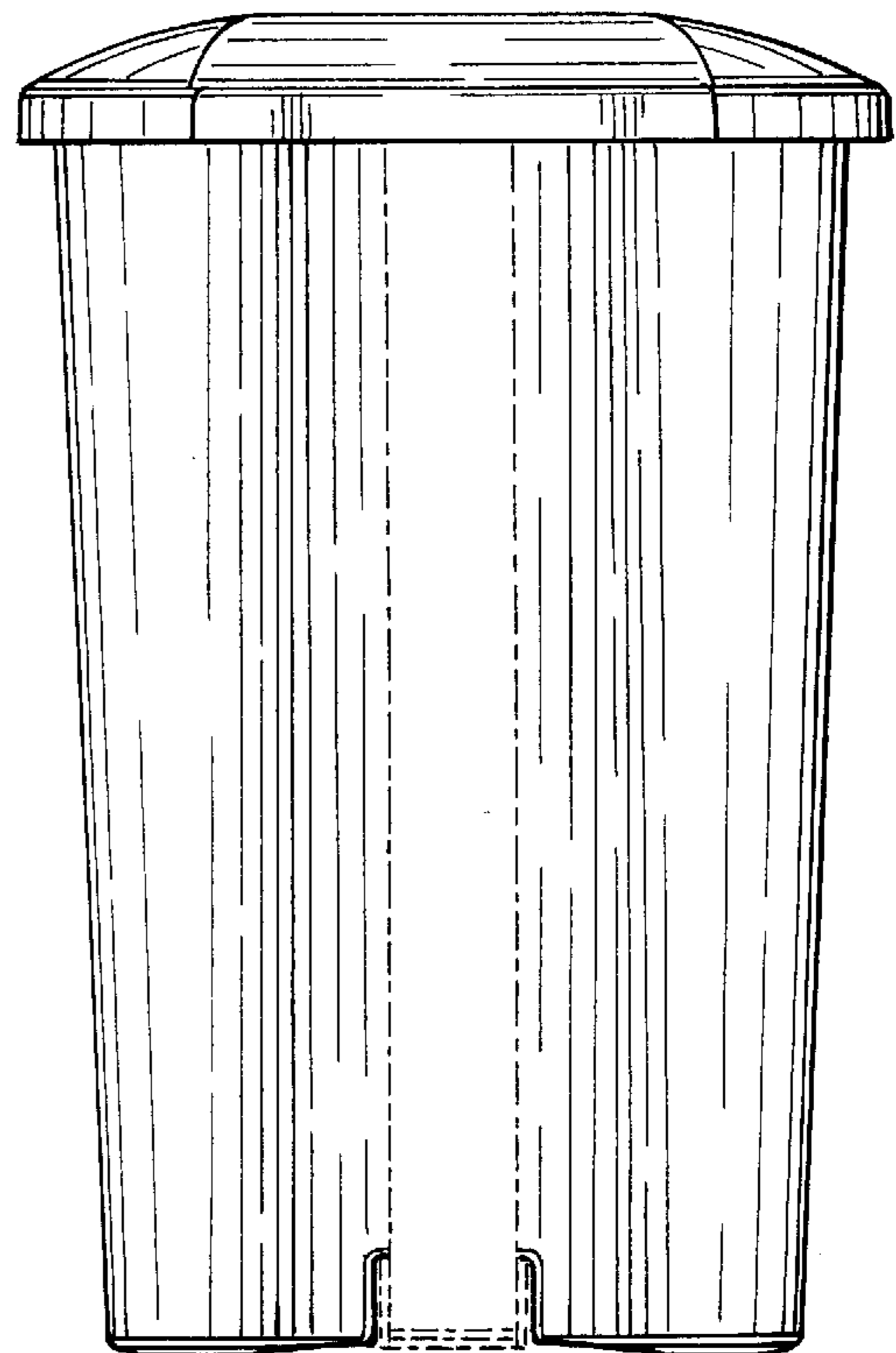
*Fig. 1*



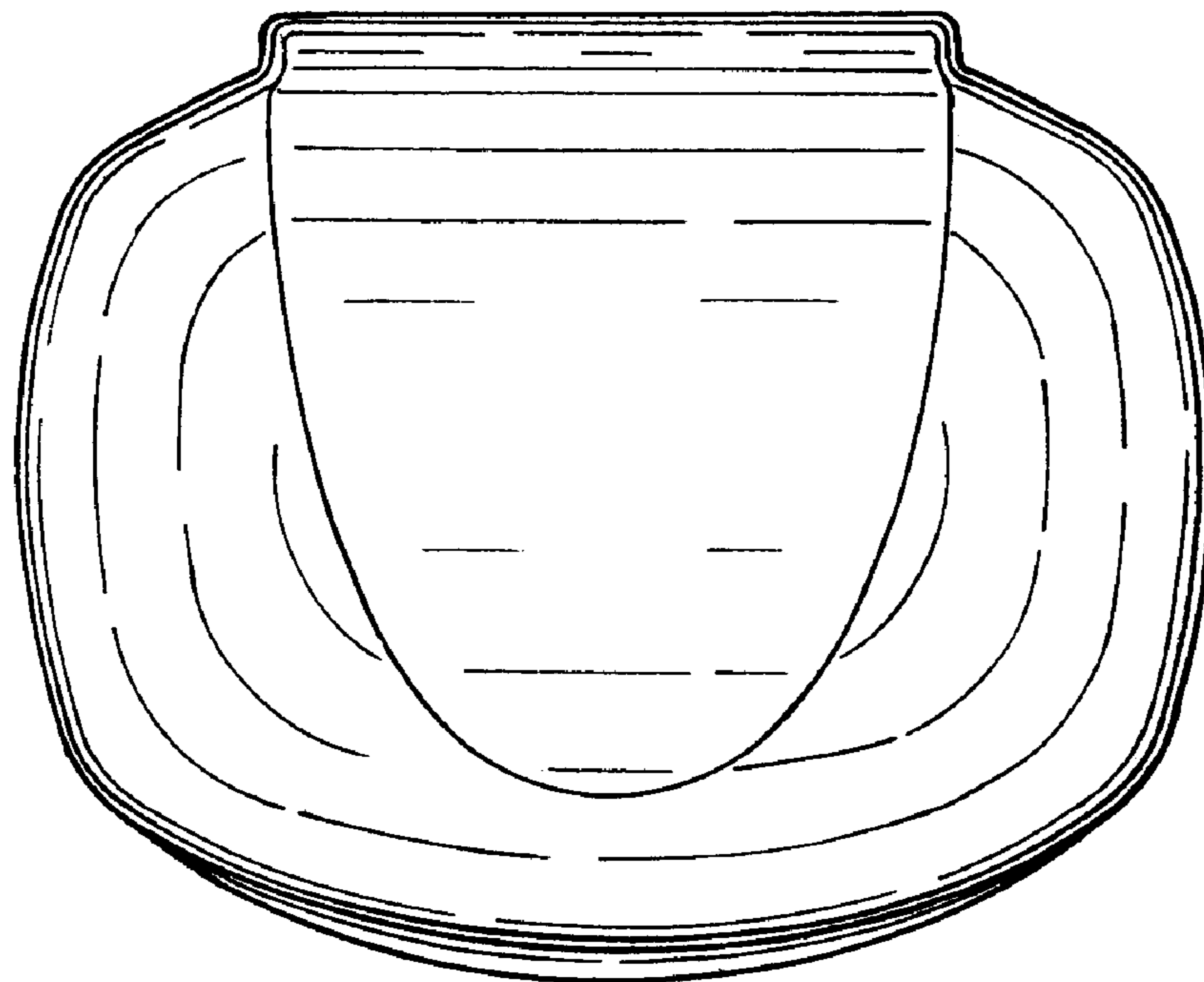
*Fig. 2*



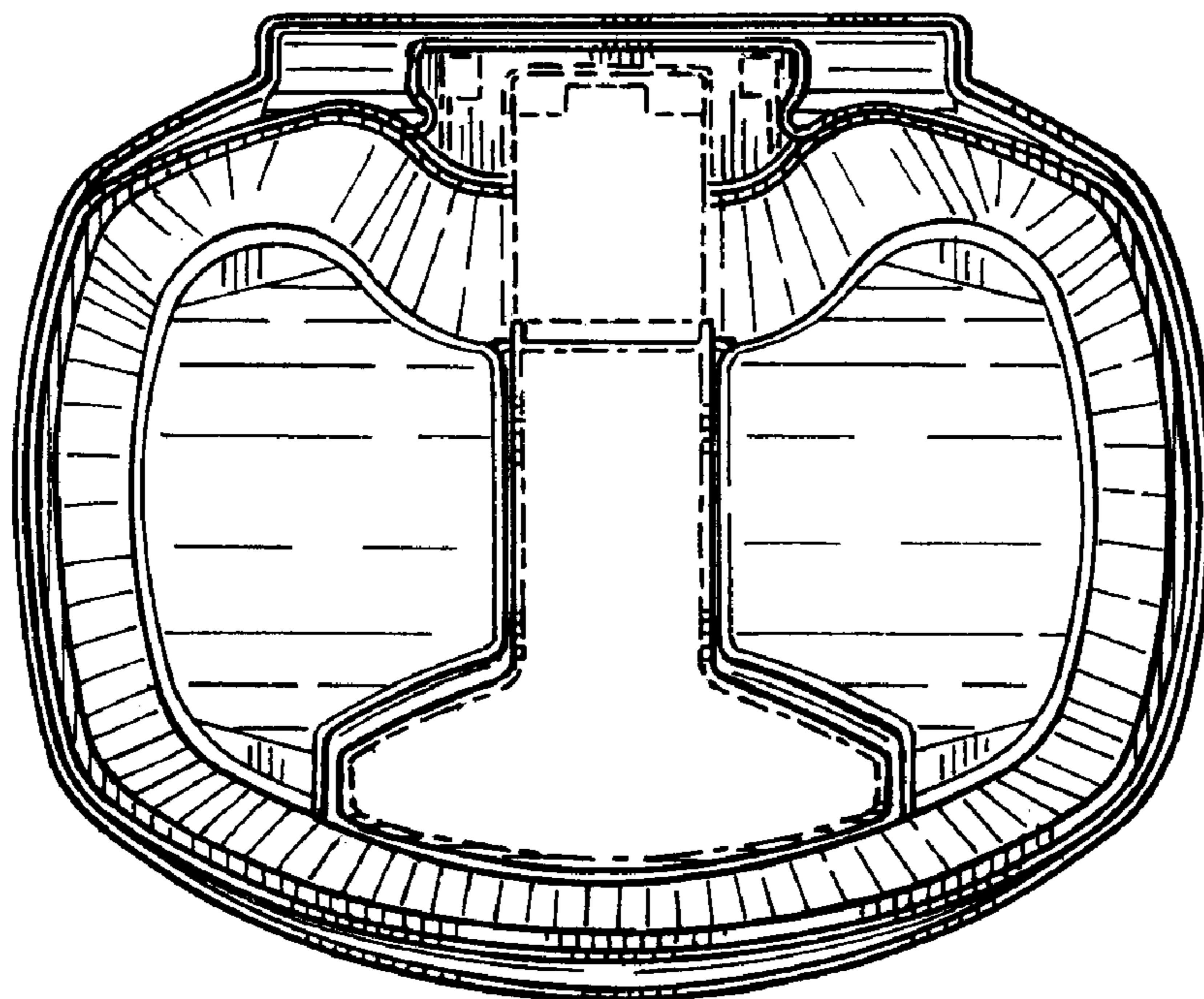
*Fig. 3*



*Fig. 4*



*Fig. 5*



*Fig. 6*